

Book of Ceremonies



*Job's Daughters
International*

TABLE OF CONTENTS**Section A. Ceremonies for Bethels**

1.	Instructions for Installations and Ceremonies	1
2.	Organization of a Bethel	2
3.	Institution of a Bethel	
a.	General Instructions	4
b.	With the Assistance of a Bethel	4
c.	Without the Assistance of a Bethel	6
4.	Installation of a Bethel Guardian Council	9
5.	Installation of Bethel Officers and Bethel Choir	
a.	Preparation of Bethel Room	13
b.	Opening Ceremonies	13
c.	Honored Queen installed first	18
d.	Honored Queen installed last	22
6.	Chartering of a Bethel	28

Section B. Ceremonies for Grand Guardian Councils

1.	Chartering of a Grand Guardian Council	1
2.	Installation of Grand Guardian Council	3

Section C. Ceremonies for Supreme Guardian Council

1.	Installation of Supreme Guardian Council	1
2.	Installation of Supreme Bethel	9

Section D. Ceremonies for Special Occasions

1.	Majority Ceremony	1
2.	Obligation Ceremony	4
3.	Mother Mick Ceremonies	
a.	Memorial for Mother Mick	5
b.	A Tribute to Our Founder	6
c.	String of Pearls	7
d.	Birthday Celebration for Ethel T. Wead Mick	8
e.	Visit from Mother Mick	9
4.	Ceremony for Prospective Members and their Parents	12
5.	Job's Daughters Emblem	17
6.	Degree of Royal Purple	18
7.	Parents Ceremony	20
8.	Bible Ceremony	21
9.	Flag Ceremony for the United States Flag	22
10.	"Seeds of Promise" (A ceremony for Job's Daughters to-be)	23
11.	"Rosebud" (A ceremony for new members)	24
12.	Friendship Ceremony	25
13.	Pin Ceremony	26
14.	Love is... Our Parents (A ceremony honoring parents)	26
15.	Let's Get Acquainted	27
16.	Story of the Robe	29
17.	Bethel Flag Tribute	30
18.	Ceremony of the Symbols	31
19.	Adult Worker Memorial Ceremony	32

Section E. Ceremonies for Other Occasions and Other Orders

1.	Easter Ceremony	1
2.	Honoring Masons	2
3.	Honoring Eastern Star	3
4.	Honoring Order of the Amaranth	5
5.	Honoring White Shrine of Jerusalem	5
6.	Masonic Tribute	6

Section F. Narrations for Installation

1.	Book of Gold.....	1
2.	Book of Music.....	3
3.	Book of Silver	5
4.	Crown of Glory	6
5.	Ceremony of Flowers.....	7
6.	Friendship Circle of Faith	9
7.	Key to Happiness	11
8.	Light of the World.....	12
9.	Others	14
10.	Praying Hands	16
11.	Rose Festival	18
12.	Story of Christmas	20
13.	Twenty-third Psalm.....	22
14.	Youth, the Heart of the World.....	24
15.	Precious Moments.....	26
16.	You've Got a Friend	28
17.	Love and Patience	30
18.	A Walk in the Garden of Love.....	31
19.	The Daisies.....	33
20.	The Friend in You	35
21.	Our Inheritance	37
22.	The "I am's of Jesus"	40

Section G. Diagrams**Section H. Ceremonies for Jurisdictional Guardian Councils**

1.	Chartering of Jurisdictional Guardian Council	1
2.	Installation of Jurisdictional Guardian Council	3

CEREMONIES FOR BETHEL

Foreword

If Grand Jurisdictions use the Supreme Book of Ceremonies and have other ceremonies which have been approved by the Supreme Jurisprudence Committee, such as Prospective Members, Degree of Royal Purple, Flag, Honoring Masonically-affiliated groups, etc., they may be added to the loose-leaf binder. If ceremonies have not been approved by the Supreme Jurisprudence Committee, they must be submitted before being added to the binder.

Other narrations for Installations may also be used if properly approved in the jurisdiction.

INSTRUCTIONS FOR INSTALLATIONS AND CEREMONIES

1. Prior to planning a Bethel Installation or special ceremony, refer to and study the current Constitution and Bylaws of JDI and the Bylaws of your Bethel. These laws, without exception, must be followed. (See C-Bethel 4, Art. X)
2. Installing Officers shall be Past Honored Queens or Majority Members of JDI or as provided for in the Supreme Law. The Installing Officer shall be the retiring Honored Queen. Master and/or Mistress of Ceremonies may be members of the Masonic Family.
3. Children shall not be used in any part of the Installation Ceremony at any time.
4. Marches and marching lines shall be as in the current edition of the Ritual of JDI.
5. All plans, arrangements, and programs shall have the approval of the Executive members of the Bethel Guardian Council (BGC) prior to implementing any part of the plans, arrangements, or program. Expenses should be kept to a minimum. A lovely installation can be economical.
6. Obligation, prayers, and duties of officers shall be uniform and cannot be changed.
7. Presentation of the Bible: There are three options for placing the Bible on the Altar.
 - a. The Bible may be placed on the Altar before the ceremony begins.
 - b. The Bible may be brought in without ceremony and placed unopened on the Altar.
 - c. The Bible may be brought in with a ceremony and placed on the Altar. In this case, the Bible is opened when placed on the Altar.

A Bible Ceremony is defined as providing something meaningful and special as the Bible is presented. This could be a song, a poem, reading of Bible verses, or escort of the Bible by Daughters in a special formation. Presentation of the Bible without special reading or escort is not considered a ceremony.

8. The formations for the Obligation are optional. If performed, they must be practiced and performed so that they present a favorable impression and add to the dignity of the ceremony.
9. The Retiring March, Closing Formation, and floor work for introductions are the only part of the Ritual work that may be given at an Open Installation. No other part of the Ritual, the Proficiency Work or Honors shall be given at an open installation or other open ceremony.
10. During Escort and Introductions at an Open Installation, members do not stand for hearty welcome and honors are NOT given. Introductions may be given following the reading of the Special Dispensation or following the Proclamation.

11. Official Regalia shall be worn, as prescribed in the Constitution and Bylaws of JDI.
12. Gloves shall not be worn by anyone taking part in the Installation. Hats and coats shall not be worn, as per Ritual.
13. Flowers or decorations shall not be worn on capes or robes, but may be carried. No open flames are permitted.
14. During the Installation of Bethel Officers the Installing Officer does not kneel at any time or participate in the closing formation.
15. The parents or guardians of the newly installed Honored Queen may be invited to the East to witness the closing formation if approved by the Executive members of the BGC.
16. When the BGC is installed at an Installation of Officers, the Installation shall follow the Installation of Bethel Officers and Choir except at the Institution of a Bethel.
17. No gifts shall be given during the Installation of Bethel Officers except those listed under presentations.

ORGANIZATION OF A BETHEL

It is recommended that the organizer of Bethels, both Supreme and Grand, use this Official Book of Ceremonies in conjunction with information from the Supreme Guardian Council (SGC).

OBJECT OF ORDER:

The fundamental object of Job's Daughters can be found in the Constitution and Bylaws of JDI.

THERE ARE NO PAID ORGANIZERS:

Each Bethel is self sustaining from its inception and Bethel activities are not allowed to interfere with church, home or school duties. Entertainment, in keeping with the high ideals of the Order is a feature of all Bethel activities and is under the supervision of the BGC.

MASONIC RELATIONSHIP ESSENTIAL:

Job's Daughters International is the ONLY organization for girls that requires ALL OF ITS MEMBERS to be related to a Master Mason and while Job's Daughters is not a part of the Masonic fraternity, this prerequisite ties it closely to the Masonic Order.

MAJORITY MEMBER:

Each active member in good standing, upon becoming twenty (20) years of age, or married under that age, shall become a Majority Member, and shall immediately receive gratis a certificate of Majority Membership. She may receive the Majority Ceremony at such time as it is convenient. She shall be entitled to all the rights and privileges of an active member except voting and holding office and shall be subject to the same discipline as an active member. She shall be exempt from further payment of dues.

EDUCATIONAL OPPORTUNITIES:

Job's Daughters International maintains an Educational Fund from which Job's Daughters receive scholarships so that they may further their education at universities, colleges, technical or business schools of their choice (according to the Bylaws of the Supreme/Grand Guardian Council).

BENEVOLENT PROJECTS:

The HIKE Fund (Hearing Impaired Kids Endowment Fund) is the official philanthropic project for Job's Daughters International. Around the Job's Daughters' world, Daughters and adults working together make it possible for children with hearing problems to improve their world. Job's Daughters also support Shrine Hospitals, Masonic Homes, and other projects. The Order encourages participation in these activities.

GOVERNMENT OF THE ORDER:

The organized group to which the girls belong and their meeting place is known as a "Bethel", which means "Holy Place". The meeting place is frequently in a Masonic Temple. The affairs of the Bethel are directed by regularly initiated and affiliated members of the Order under the supervision of an adult advisory group composed of nine (9) members known as the BGC.

The BGC is composed of five (5) Executive members, one of whom must be a Master Mason in good standing, and four (4) Associate members. The BGC is under the jurisdiction of the SGC and/or under the Grand Guardian Council (GGC) (State, Province, or Country). See Constitution and Bylaws.

ATTENDANCE OF ADULTS:

See Constitution and Bylaws. (C-Bethel 7, Art. XII, Sec. 4)

EQUALITY:

One of the lessons learned in a Bethel is that of equality. Regardless of one's status outside, when within the Bethel all are equal, even to the wearing of identical white Grecian robes by Bethel Officers and Bethel Choir. No part of the work of Job's Daughters is hidden from those who should know what the members do and are taught. The Daughters preside over the business affairs of the Bethel and take an active part in all activities with the approval, guidance, and supervision of the BGC.

ROBES:

The Official Regalia of the Order is the white Grecian robe. See Constitution and Bylaws of JDI. (B-Bethel 5, Art. VI) For instructions on "Organization of a Bethel" see SI 10, 1-3.

INSTITUTION OF A BETHEL GENERAL INSTRUCTIONS

DEFINITION:

The institution of a Bethel could also be called the establishing of the Bethel. The purpose of the ceremony is to instruct and establish the functional elements of the Bethel. The basic elements are:

- Installation of the BGC,
- Initiation (or Obligation) of the Bethel Daughters,
- Installation of the Bethel Officers.

These ceremonies can be conducted with or without the assistance of a Chartered Bethel.

PREPARATION OF THE BETHEL ROOM:

The Bethel Room is set up as per Ritual. The new Bethel Daughters should be in the Bethel Room for the beginning remarks and to witness the Installation of the BGC. Therefore, chairs for the new Daughters are placed in the West in front of the Dais and behind the semicircle. The members of the BGC are seated on the sidelines. (See Installation of the BGC.)

(Note: The chairs for the Bethel Daughters may be placed on the sidelines, if necessary, to accommodate the size of the Bethel Room and if approved by the Instituting Officer.)

The Instituting Officer shall be a woman who is, or has served as, Supreme Guardian, Grand Guardian, or Bethel Guardian. The Instituting Associate Officer shall be a Master Mason, preferably who is, or has served as, Associate Supreme Guardian, Associate Grand Guardian, or Associate Bethel Guardian. Other Instituting Officers shall be members of the SGC, GGC, BGC or Bethel Daughters. The Supreme/Grand Guardian granting the dispensation for Institution shall appoint the Instituting Officers.

INSTITUTION CEREMONY (With the assistance of a Bethel at a Closed Meeting)

PREPARATION OF BETHEL ROOM:

The Bethel Room is set up as per Ritual. Chairs are arranged in two or more rows, depending on the number of petitioners, on the North side. The Bible is placed unopened on the Altar. The National Emblem and Bethel Flag are placed in the Preparation Room.

Prior to the Opening Ceremony, the petitioners are seated on the North side. Members of the BGC are seated according to directions under Installation of BGC on the North and/or South side of the room.

OPENING:

The Bethel Guardian and Associate Bethel Guardian of the assisting Bethel participate in the Opening Ceremony. The opening march, "Open the Gates of the Bethel", is performed by the assisting Bethel.

After the opening march, the Honored Queen calls the Instituting Officer and the Instituting Associate Officer to the podium, introduces them, and hands the gavel to the Instituting Officer. As they are introduced, the other Instituting Officers rise.

INSTITUTING OFFICER: In Instituting this Bethel, I will be assisted by:

_____ (title) as **Instituting Associate Supreme (Grand) Officer**

_____ (title) as **Instituting Supreme (Grand) Guide**

_____ (title) as **Instituting Supreme (Grand) Marshal**

_____ (title) as **Instituting Supreme (Grand) Secretary**

_____ (title) as **Instituting Supreme (Grand) Chaplain**

_____ (title) as **Instituting Supreme (Grand) Director of Music.**

The Instituting Officers will take their stations. When in position, one rap of gavel (*).

INSTITUTING OFFICER: **Instituting Associate Supreme (Grand) Officer, may we have an address by you.**

Someone other than the Instituting Associate Officer may give this address if appropriate and if appointed by the Instituting Officer. (Note: This address is meant to provide information about JDI to visitors on the sidelines who may not have been involved with the organization of the Bethel. If all visitors are familiar with the Order, the Instituting Officer may omit the address.)

INSTITUTING ASSOCIATE SUPREME (GRAND) OFFICER: (Rises and steps to podium. When presentation is complete, he is seated.) **Members of Job's Daughters and friends: We have assembled here to institute a new Bethel of Job's Daughters International.**

This Order is an international organization for girls between the ages of 10 and 20 years, who are related to a Master Mason. This Order is the first and only Order so founded.

The Order was founded by Mrs. Ethel T. Wead Mick, in the city of Omaha, Nebraska, on October 20, 1920 and was formally organized May 27, 1921, by authority of Mrs. Anna J. Davis, Worthy Grand Matron and Mr. James E. Bednar, Worthy Grand Patron of the Order of Eastern Star in Nebraska, and assisted by Mr. J. B. Fradenberg, Grand Master, A.F.& A.M. in Nebraska.

The object of this organization is to band together girls of Masonic relationship for spiritual and moral upbuilding, to develop leadership, to seek knowledge, to teach love of God, love of Country, respect for its Flag and the country for which it stands, love of home and family, and reverence for the teachings of the Holy Scriptures.

The Ritual was written by the founder, Mrs. Ethel T. Wead Mick, in memory of her mother. The teachings are based on the Book of Job, with special reference to the 42nd Chapter, 15th Verse: "and in all the land were no women found so fair as the daughters of Job, and their father gave them inheritance among their brethren."

The first Bethel was instituted in Omaha, Nebraska, May 7, 1921. The white Grecian robe is worn by all Officers and the Bethel Choir, thus creating a feeling of equality in dress. White shoes and white hose are in keeping with the Grecian robe.

The Bethel functions under the direct supervision of the Executive members of the Bethel Guardian Council, consisting of five members, at least one of whom shall be a Master Mason.

Those eligible for appointment as Executive members of a Bethel Guardian Council are Master Masons and women who have attained the age of twenty years provided they are: a direct descendent of a Master Mason or the wife, daughter, granddaughter, mother, grandmother, sister, half-sister, step-sister, niece, grand niece, daughter-in-law, step-daughter, step-granddaughter, sister-in-law, first or second cousin or sister or widow of a Master Mason or (2) members of an organization basing its membership requirements on Masonic relationships; or (3) Past Bethel Guardians; or (4) Majority Members of Job's Daughters International.

One of the outstanding features of this organization is that the parents are welcome to attend all meetings and activities of the Bethel.

An educational fund is maintained from which members may receive scholarships for the purpose of furthering their education.

Entertainment in keeping with the high ideals of the Order and under the supervision of the Bethel Guardian Council, are features of all activities.

The HIKE Fund (Hearing Impaired Kids Endowment Fund) is the official philanthropic project of Job's Daughters International. Members and adult workers earn funds to provide grants for assistive hearing devices for hearing-impaired children so they can achieve improved communication skills. In addition, Job's Daughters participate in community service projects and support the philanthropic endeavors of other Masonic organizations.

Special emphasis is given to the motto: "Virtue is a quality which highly adorns woman."

INSTITUTING OFFICER: **Instituting Supreme (Grand) Secretary, (rises) you will read the authority granted these petitioners to organize a Bethel.** Instituting Supreme (Grand) Secretary reads the official dispensation.

INSTITUTING OFFICER: **Before proceeding with our ceremony, we request all adults who are attending a Bethel Meeting for the first time to assume a Pledge of Secrecy. You will please rise for the Pledge.** Instituting Officer gives the Pledge for Unobligated Visitors as per Ritual. One rap of gavel (*) to seat everyone after the Pledge.

(INSTALLATION OF BGC TAKES PLACE AT THIS TIME. SEE PAGE A-9)

INSTITUTING OFFICER: **We have requested Bethel No. ____ of ____ (City) ____ (State, Province, or Country) to initiate our new members. Instituting Supreme (Grand) Guide (rises) and Instituting Supreme (Grand) Marshal (rises), you will escort the petitioners to the Preparation Room for the Ceremony of Initiation.**

Instituting Supreme (Grand) Guide and Instituting Supreme (Grand) Marshal use regular lines of march to escort the candidates out of the Anteroom door and prepare them for the Ceremony of Initiation.

Instituting Officer returns gavel to the Honored Queen. When candidates are outside of the Bethel Room, the Honored Queen proceeds with the Opening Ceremony of the Bethel as per Ritual. Introductions may be omitted at this time. All Orders of Business are omitted except for Reading of Special Dispensation. Honored Queen proceeds with Ceremony of Initiation.

Following the Ceremony of Initiation, the Mothers', Fathers', and Guardians' Prayer and Song will be performed. It is optional to do Introductions, Good of the Bethel including Remarks and Coin March. The regular Closing Ceremony will be performed as per Ritual. During Closing Ceremony, the Honored Queen presents the gavel to the Instituting Officer.

INSTITUTING OFFICER: **I now declare Bethel U.D. recessed to prepare for the Installation of Bethel Officers and Bethel Choir.**

If the Installation of Bethel Officers does not take place immediately following initiation, announce the time and location. Installation Ceremony of Bethel Officers and Bethel Choir must be on the same day.

INSTITUTION CEREMONY

(Without the assistance of a Bethel at a Closed Meeting)

PREPARATION OF BETHEL ROOM:

The Bethel Room is set up for the Installation of Officers. Chairs are arranged in two or more rows, depending on the number of petitioners, on the North side. The Bible is placed unopened on the Altar. The National Emblem and Bethel Flag are placed in the East.

Prior to the Opening Ceremony, the petitioners are seated on the North side. Members of the BGC are seated according to directions under Installation of BGC on the North and South side of the room.

ENTRANCE OF INSTITUTING OFFICERS:

The Instituting Supreme (Grand) Guide enters from the Anteroom followed, by the Instituting Supreme (Grand) Secretary, and the Instituting Officer. The Instituting Supreme (Grand) Marshal enters from the Preparation Room, followed by the Instituting Supreme (Grand) Chaplain, and the Instituting Associate Supreme (Grand) Officer. Instituting Supreme (Grand) Director of Music is at the instrument.

Instituting Supreme (Grand) Guide and Instituting Supreme (Grand) Marshal march east on the North and South Marching Lines to Altar Line, turn north and south to North and South side of Altar, march east to East Line, turn and march to North and South marching lines. Instituting Supreme (Grand) Officer and Instituting Associate Supreme (Grand) Officer proceed to East Dais. Instituting Supreme (Grand) Guide and Instituting Supreme (Grand) Marshal turn and march west to their stations in the West.

Instituting Supreme (Grand) Secretary assumes her/his station at the Recorder's desk and Instituting Supreme (Grand) Chaplain assumes her/his station North of the Altar. Officers are seated.

In Instituting a Bethel in a community not familiar with the Order, regular procedures and arrangements are made as outlined in "Organizing a Bethel". All adults present must be eligible to witness the ceremony as specified in the Constitution and Bylaws of the SGC.

INSTITUTING OFFICER: In Instituting this Bethel, I will be assisted by:
(title) as **Instituting Associate Supreme (Grand) Officer**

_____ (title) as **Instituting Supreme (Grand) Guide**

_____ (title) as **Instituting Supreme (Grand) Marshal**

_____ (title) as **Instituting Supreme (Grand) Secretary**

_____ (title) as **Instituting Supreme (Grand) Chaplain**

_____ (title) as **Instituting Supreme (Grand) Musician.**

The Instituting Officers will take their stations. When in position, one rap of gavel (*).

INSTITUTING OFFICER: Instituting Associate Supreme (Grand) Officer, may we have an address by you. Someone other than the Instituting Associate Officer may give this address if appropriate and if appointed by the Instituting Officer.

(Note: This address is meant to provide information about JDI to visitors on the sidelines who may not have been involved with the organization of the Bethel. If all visitors are familiar with the Order, the Instituting Officer may omit the address.)

INSTITUTING ASSOCIATE SUPREME (GRAND) OFFICER: (Rises and steps to podium. When presentation is complete, he is seated.) **Members of Job's Daughters and friends: We have assembled here to institute a new Bethel of Job's Daughters International. This Order is an international organization for girls between the ages of 10 and 20 years, who are related to a Master Mason. This Order is the first and only Order so founded.**

The Order was founded by Mrs. Ethel T. Wead Mick, in the city of Omaha, Nebraska, on October 20, 1920 and was formally organized May 27, 1921, by authority of Mrs. Anna J. Davis, Worthy Grand Matron and Mr. James E. Bednar, Worthy Grand Patron of the Order of Eastern Star in Nebraska, and assisted by Mr. J. B. Fradenberg, Grand Master, A.F.& A.M. in Nebraska.

The object of this organization is to band together girls of Masonic relationship for spiritual and moral upbuilding, to develop leadership, to seek knowledge, to teach love of God, love of Country, respect for its Flag and the country for which it stands, love of home and family, and reverence for the teachings of the Holy Scriptures.

The Ritual was written by the founder, Mrs. Ethel T. Wead Mick, in memory of her mother. The teachings are based on the Book of Job, with special reference to the 42nd Chapter, 15th Verse: "and in all the land were no women found so fair as the daughters of Job, and their father gave them inheritance among their brethren."

The first Bethel was instituted in Omaha, Nebraska, May 7, 1921. The white Grecian robe is worn by all Officers and the Bethel Choir, thus creating a feeling of equality in dress. White shoes and white hose are in keeping with the Grecian robe.

The Bethel functions under the direct supervision of the Executive members of the Bethel Guardian Council, consisting of five members, at least one of whom shall be a Master Mason.

Those eligible for appointment as Executive members of a Bethel Guardian Council are Master Masons and women who have attained the age of twenty years provided they are: a direct descendent of a Master Mason or the wife, daughter, granddaughter, mother, grandmother, sister, half-sister, step-sister, niece, grand niece, daughter-in-law, step-daughter, step-granddaughter, sister-in-law, first or second cousin or sister or widow of a Master Mason or (2) members of an organization basing its membership requirements on Masonic relationships; or (3) Past Bethel Guardians; or (4) Majority Members of Job's Daughters International.

One of the outstanding features of this organization is that the parents are welcome to attend all meetings and activities of the Bethel.

An educational fund is maintained from which members may receive scholarships for the purpose of furthering their education.

Entertainment in keeping with the high ideals of the Order and under the supervision of the Bethel Guardian Council are features of all activities.

The HIKE Fund (Hearing Impaired Kids Endowment Fund) is the official philanthropic project of Job's Daughters International. Members and adult workers earn funds to provide grants for assistive hearing devices so hearing-impaired children can achieve improved communication skills. In addition, Job's Daughters participate in community service projects and support the philanthropic endeavors of other Masonic organizations.

Special emphasis is given to the motto: "Virtue is a quality which highly adorns woman."

INSTITUTING OFFICER: **Instituting Supreme** (Grand) **Secretary**, (rises) **you will read the authority granted these petitioners to organize a Bethel.** Instituting Supreme (Grand) Secretary reads the official dispensation or authority for institution.

INSTITUTING OFFICER: **Before proceeding with our ceremony, we request all adults who are attending a Bethel Meeting for the first time to assume a Pledge of Secrecy. You will please rise for the Pledge.** Instituting Officer gives the Pledge for Unobligated Visitors as per Ritual. One rap of gavel (*) to seat everyone after the Pledge.

(INSTALLATION OF BGC TAKES PLACE AT THIS TIME. SEE PAGE A-9)

INSTITUTING OFFICER: **Instituting Supreme** (Grand) **Guide** (rises) and **Instituting Supreme** (Grand) **Marshal** (rises), **you will place the petitioners in proper position west of the Altar to receive the Obligation.** Instituting Supreme (Grand) Guide and Instituting Supreme (Grand) Marshal use floorwork as per Ritual to conduct Petitioners west of the Altar. Petitioners kneel.

INSTITUTING OFFICER: **You will assume the Attitude of Prayer and repeat after me.** Instituting Officer gives Proficiency Work #2. **Arise Daughters. Since you are not to be initiated by Bethel Officers at this time, the Proficiency Work will be imparted to you.** Gives Proficiency Work numbers 1, 3, 4, 5, 6, 7, 8, 9, and 10. Installing Supreme Guide and Installing Supreme Marshal will give the grip of the Order. (As soon as is possible, the new Daughters should participate in a full Initiation.)

INSTITUTING OFFICER: **Instituting Supreme** (Grand) **Guide** and **Instituting Supreme** (Grand) **Marshal, you will conduct the Daughters to the Secretary's desk where they will sign the Permanent Record Book after which you will conduct them to the seats reserved for them and return to your stations.** March music shall be provided during the signing of the Permanent Record Book. When all Daughters are seated, the Instituting Officer proceeds.

INSTITUTING OFFICER: **I now declare Bethel U.D. recessed to prepare for the Installation of Bethel Officers and Bethel Choir.**

If the Installation of Bethel Officers does not take place immediately following initiation, announce the time and location. Installation Ceremony of Bethel Officers and Bethel Choir must be on the same day.

INSTALLATION OF BETHEL GUARDIAN COUNCIL

For use by Bethels under Supreme and Grand Guardian Councils not having their own approved Book of Ceremonies

Installation of the BGC may take place following the Installation of Bethel Officers except at the Institution of a Bethel, or during a regular Bethel Meeting. If the Installation takes place with the Installation of Bethel Officers it shall take place immediately after the Bethel Officers are installed. If it takes place during a regular Bethel Meeting, then it shall take place under Good of the Bethel as per Ritual.

Prior to the Installation of the BGC, the Supreme (Grand) Guardian shall have provided a list of those who are to be installed. Refer to Constitution and Bylaws for those eligible to serve as Installing Officers.

Honored Queen invites the Installing Officer and Associate Installing Officer to approach the East informally. When in the East, the Honored Queen presents the gavel to the Installing Officer. An Associate Installing Officer is optional and if not available, the Installing Officer may perform the entire Installation.

INSTALLING OFFICER: In installing the members of the Bethel Guardian Council, I will be assisted by: As the Installing Officers' names are read, they will rise.

_____ (title) as **Associate Installing Officer**

_____ (title) as **Installing Guide**

_____ (title) as **Installing Marshal**

_____ (title) as **Installing Secretary**

_____ (title) as **Installing Chaplain**

_____ (title) as **Installing Musician.**

The Installing Officers will assume their stations. When the Officers are in position, Installing Officer sounds one rap of gavel (*).

INSTALLING OFFICER: Installing Secretary, (rises) you will read the names of the members of the Bethel Guardian Council who are to serve this Bethel for the ensuing term, who as their names are read will rise, and remain standing. After reading the names of the BGC, the Installing Secretary is seated.

INSTALLING OFFICER: Installing Guide (rises) and Installing Marshal (rises), you will conduct the members of the Bethel Guardian Council west of the Altar.

Installing Guide and Installing Marshal leave the West Dais, march to the South and North Marching Lines, march to the East Line, then return to West Line - pausing to ask each person standing to follow them. When on the West Line, the Installing Guide enters the semicircle between the 2nd and 5th Messengers' stations; the Installing Marshal enters the semicircle between the 4th and 5th Messengers' stations. The Council members form a semicircle west of the Altar with the Bethel Guardian and Associate Bethel Guardian in the center of semicircle. When all are in position, Installing Guide and Installing Marshal step to South and North side of Altar between Altar and station of Treasurer and Chaplain, and face East.

INSTALLING OFFICER: Before installing the members of the Bethel Guardian Council into office, we will ask the blessing of our Heavenly Father. Three raps of gavel (***). Altar music. Installing Chaplain approaches Altar as per Ritual.

INSTALLING CHAPLAIN: Oh, God, we ask Thy choicest blessing rest upon these persons who are about to assume the leadership of these Daughters. Make their hearts as pure and their purposes as true as these, "The Fairest In All The Land." Take away all thoughts of self, give to each one strength and courage to resist the selfishness of the world, and to follow more closely our God. Bless, we beseech Thee, the Mothers, Fathers, and Guardians of these Daughters, and bring us all closer to Thee. We ask it in Thy name. Amen. Installing Chaplain rises, returns to station as per Ritual with appropriate music. One rap of gavel (*).

INSTALLING OFFICER: To qualify as a member of a Bethel Guardian Council, you must pledge yourselves to attend all Bethel and Bethel Guardian Council meetings unless prevented by a reasonable excuse. Do you so promise? (Answer: I do.)

You will place your right hand over your heart and repeat the following obligation: (Installing Officer places hand over heart also.)

In the presence of God and these witnesses - I promise to obey the Laws – of Job's Daughters International - that I will advise with the Supreme Guardian (Grand Guardian) - or the Supreme Guardian Council (Grand Guardian Council) - in working for the good of Job's Daughters - that I will perform the duties of my office - according to the Constitution and Bylaws - of the Supreme Guardian Council - Manual of Rules and Regulations - of the Grand Guardian Council (if under Grand Guardian Council Jurisdiction) - and Bylaws of this Bethel. - That I will endeavor to live - in accordance with the teachings - of the Ritual of Job's Daughters International - in the hope that I may be found worthy - of being a Guardian of "The Fairest In All The Land" - to this pledge, - I promise faithful obedience - agreeing to vacate my office - by declaration of the Supreme Guardian (Grand Guardian) - should I violate my obligation.

Installing Officer drops hand and bows for Council members to remove hands from over heart and drop them to normal position.

Installing Officer proceeds with Installation of BGC. The Associate Installing Officer installs the Masons who will serve on the Council.

INSTALLING OFFICER: Bethel Guardian. Steps to center of semicircle. **It shall be your duty to call all Bethel Guardian Council meetings, preside over same, and attend all Bethel meetings. To supervise the transactions of the Bethel and see that the officers are proficient in their ritualistic work. It shall be your duty to teach the principles of the organization, to maintain good order at all convocations of the Bethel, and to see that all Bethel meetings are promptly opened and closed at a reasonable hour.**

To see that all petitioners for membership are properly investigated, advising with the Associate Bethel Guardian and members of the Investigating Committee of the Bethel regarding same.

To serve as custodian of the Bethel Charter and all copies of the Proficiency Work.

To make yourself thoroughly familiar with the Constitution and Bylaws of the Order and the Manual of Rules and Regulations of the Grand Guardian Council (if under Grand Guardian Council jurisdiction) and Bylaws of this Bethel.

You should be a companion to the Daughters in their joys and pleasures and a safe haven in times of distress. Upon you, therefore, to a great extent, depends the success of this Bethel.

Are you willing to assume these responsibilities? (Answer: I am.) Then returns to place in semicircle with other Council members.

INSTALLING OFFICER or ASSOCIATE INSTALLING OFFICER: Associate Bethel Guardian. Steps to center of semicircle. **You have been appointed as Associate Bethel Guardian for the specific reason that you are a Master Mason, the source of our heritage and the symbol of our ideals. Your membership in the Masonic Fraternity, has highly qualified you for this special honor.**

It is your duty to investigate the Masonic relationship of all petitioners.

To become thoroughly familiar with the Constitution and Bylaws of the Order, the Manual of Rules and Regulations of the Grand Guardian Council (if under Grand Guardian Council jurisdiction) and Bylaws of this Bethel so that you can properly assist the Bethel Guardian in the performance of her duties, and assume them in her absence. To see that the Bethel books are audited at the conclusion of each term and a report made at the next regular meeting of the Bethel.

Are you willing to assume these responsibilities? (Answer: I am.) Then returns to semicircle with other Council members.

INSTALLING OFFICER or ASSOCIATE INSTALLING OFFICER: Guardian Secretary. Steps to center of semicircle. **It is your duty to supervise the work of the Recorder and to make proper record of all Bethel Guardian Council meetings. It is, therefore, your duty to attend all Bethel meetings regularly, and all meetings of the Bethel Guardian Council.**

Are you willing to assume these responsibilities? (Answer: I am.) Then returns to semicircle with other Council members.

INSTALLING OFFICER or ASSOCIATE INSTALLING OFFICER: **Guardian Treasurer.** Steps to center of semicircle. **It is your duty to supervise the work of the Bethel Treasurer and to receive all money from her, giving her a receipt. To supervise the work of the Librarian by carefully reading her report before it is given. It is, therefore, your duty to attend all Bethel meetings regularly, and all meetings of the Bethel Guardian Council.**

Are you willing to assume these responsibilities? (Answer: I am.) Then returns to semicircle with other Council members.

INSTALLING OFFICER or ASSOCIATE INSTALLING OFFICER: **Guardian Director of Music.** Steps to center of semicircle. **Yours is an important office, as the musical part of our ceremony is as important as the work itself. It is your duty to attend all meetings of the Bethel and the Bethel Guardian Council.**

You should have a musician proficient at all times, a Bethel Choir in readiness for all ceremonies and such musical programs as may be for the good of the Order.

Are you willing to assume these responsibilities? (Answer: I am.) Then returns to semicircle with other Council members.

(FOR INSTALLATION OF ASSOCIATE COUNCIL MEMBERS USE THE FOLLOWING AS NECESSARY ACCORDING TO THE CONSTITUTION AND BYLAWS OF THE SGC.)

INSTALLING OFFICER or ASSOCIATE INSTALLING OFFICER: **Promoter of Sociability.** Steps to center of semicircle. **It is your duty to ascertain if visitors are entitled to be present at the Bethel meeting and to cordially welcome them. To assist the committee appointed by the Honored Queen in the preparation of the Candidates, and to perform such other duties as will add to the social activities of the Bethel.**

Are you willing to assume these responsibilities? (Answer: I am.) Then returns to semicircle with other Council members.

INSTALLING OFFICER or ASSOCIATE INSTALLING OFFICER: **Custodian of Paraphernalia.** Steps to center of semicircle. **It is your duty to see that the paraphernalia is carefully preserved, to instruct the Marshal, Senior Custodian and Junior Custodian how to properly display and remove paraphernalia and to supervise the care and appearance of the robes.**

Are you willing to assume these responsibilities? (Answer: I am.) Then returns to semicircle with other Council members.

INSTALLING OFFICER or ASSOCIATE INSTALLING OFFICER: **Promoter of Finance.** Steps to center of semicircle. **It is your duty to guard carefully the financial condition of the Bethel and to assist the Honored Queen or the committee appointed by her in planning and promoting such activities as will add to the Bethel funds and to assist in the audit of the Bethel books.**

Are you willing to assume these responsibilities? (Answer: I am.) Then returns to semicircle with other Council members.

INSTALLING OFFICER or ASSOCIATE INSTALLING OFFICER: **Director of Epochs.** Steps to center of semicircle. **It is your duty to assist the Bethel Guardian in instructing the officers in their speaking parts, that the lessons they impart to the Pilgrims may be given in an impressive and reverent manner. This is important, as we realize that first impressions are usually lasting.**

Are you willing to assume these responsibilities? (Answer: I am.) Then returns to semicircle with other Council members.

INSTALLING OFFICER or ASSOCIATE INSTALLING OFFICER: **Promoter of Hospitality.** Steps to center of semicircle. **It is your duty to assist the committee appointed by the Honored Queen to provide refreshments and to assist the members of this Bethel in extending hospitality to members and guests.**

Are you willing to assume these responsibilities? (Answer: I am.) Then returns to semicircle with other Council members.

INSTALLING OFFICER or ASSOCIATE INSTALLING OFFICER: **Director of Patrol.** Steps to center of semicircle. **It is your duty to supervise the activities of the drill team, to attend all drill team meetings and to give a detailed report of such activities when requested to do so by the Executive**

members of the Bethel Guardian Council.

Are you willing to assume these responsibilities? (Answer: I am.) Then returns to semicircle with other Council members.

INSTALLING OFFICER or ASSOCIATE INSTALLING OFFICER: **Promoter of Youth Activities.** Steps to center of semicircle. **It is your duty to counsel and advise the members of the Bethel as a social group and to encourage and foster an interest in all Bethel activities thus aiding the Honored Queen in the performance of her duties.**

Are you willing to assume these responsibilities? (Answer: I am.) Then returns to semicircle with other Council members.

INSTALLING OFFICER or ASSOCIATE INSTALLING OFFICER: **Promoter of Good Will.** Steps to center of semicircle. **It is your duty to remember those who may be ill or in need, impressing upon the members the fact that a kind word brings sunshine into the lives of the afflicted.**

Are you willing to assume these responsibilities? (Answer: I am.) Then returns to semicircle with other Council members.

INSTALLING OFFICER or ASSOCIATE INSTALLING OFFICER: **Promoter of Fraternal Relations.** Steps to center of semicircle. **It is your duty to contact various Masonic organizations and make known to the members thereof the ideals and purpose of Job's Daughters International.**

To arrange for the Bethel Officers to exemplify the ritualistic work before Masonic bodies and affiliated organizations.

Are you willing to assume these responsibilities? (Answer: I am.) Then returns to semicircle with other Council members.

INSTALLING OFFICER or ASSOCIATE INSTALLING OFFICER: **Director of Promotion.** Steps to center of semicircle. **It is your duty to assist the members of the Bethel and the Bethel Guardian Council in promoting increased interest in the Bethel activities, especially with regard to increasing membership and advising parents and eligible adults that they may attend Bethel meetings.**

Are you willing to assume these responsibilities? (Answer: I am.) Then returns to semicircle with other Council members.

INSTALLING OFFICER: **To the members of the Bethel Guardian Council has been given the privilege of guiding and advising these fair Daughters in life's pilgrimage and assisting them in their projects for the good of the Bethel. You should be alert and watchful that your conduct will be an example of patience and virtue which will be an inspiration for the Daughters to emulate.**

Installing Guide and Installing Marshal, you will escort the members of the Bethel Guardian Council to the East Line for introduction and to receive their Certificates of Appointment.

Installing Guide and Installing Marshal proceed directly from the Altar to the East Line, turn south and north and march until the Council members are evenly spaced across the East Line. All stop and face west. Council members are introduced. If Past Honored Queens or Majority Members are appointed as members of the BGC, special mention should be made.

INSTALLING OFFICER: **Officers and members of this Bethel, these adults have pledged their time and service to assist you during the coming year. Please rise and join me in extending to them a hearty welcome.** (Applause.)

Installing Guide and Installing Marshal, you will conduct the members of the Bethel Guardian Council to the sidelines, after which you will return to your stations.

Installing Guide and Installing Marshal proceed south and north to South and North Marching Lines, then turn west and march to West Line, then turn toward center of room and march to stations. Council members follow and are seated when they reach their seats. When all are seated, the Installing Officer continues.

INSTALLING OFFICER: **Installing Secretary (rises), you will make the Proclamation.**

Use the following proclamation for a regular Installation of BGC:

INSTALLING SECRETARY: **By authority of the Supreme (Grand) Guardian Council I proclaim the members of the Bethel Guardian Council of Bethel No. ____ of ____ (City) ____ (State, Province, or Country) Job's Daughters International duly and regularly installed under the Constitution and Bylaws of the Supreme Guardian Council, (if under Grand Jurisdiction add the following:) and Manual of Rules and Regulations of the Grand Guardian Council, Job's Daughters International.**

Use the following proclamation if a BGC Installation follows an Institution Ceremony:

INSTALLING SECRETARY: By authority of the Supreme (Grand) Guardian Council, I proclaim Bethel U.D. of ____ (City) ____ (State, Province, or Country), Job's Daughters International duly instituted and the members of the Bethel Guardian Council duly and regularly installed under the Constitution and Bylaws of the Supreme Guardian Council, (if under Grand Jurisdiction add the following:) and Manual of Rules and Regulations of the Grand Guardian Council, Job's Daughters International.

One rap of gavel (*). The Installing Officers are dismissed by the Installing Officer and may retire informally. Installing Officer returns gavel to the Honored Queen.

INSTALLATION OF BETHEL OFFICERS AND BETHEL CHOIR

PREPARATION OF BETHEL ROOM FOR OPEN INSTALLATION

1. Adjust floor plan according to the size of the Bethel Room and position of the doors. Use floor plan as per Ritual. (Diagram 1)
2. Put paraphernalia in place, as per Ritual (i.e., Bethel Charter, Horn of Plenty, Lily of the Valley, Urn of Incense, Dove, Bethel Flag, etc.).
3. Place Bible in Preparation Room (or other appropriate entrance) if it is to be presented. If it is not to be presented, place it on the Altar as per Ritual.
4. The National Flag shall be placed unfurled in the Preparation Room where it can be obtained without delay.
5. The Princesses' capes may be placed on the back of the Installing Custodians' chairs and the crowns are placed behind the Installing Custodians' chairs or the capes may be folded and placed with the crowns in back of the Installing Custodians' chairs.
6. The Installing Musician shall informally, and without escort, take her place at the instrument.
7. Markers may be placed on the floor for positioning Messengers' chairs.
8. The Waiting Stations are the same as per Ritual.

INSTALLATION OF BETHEL OFFICERS AND BETHEL CHOIR

ENTRANCE OF BETHEL GUARDIAN AND ASSOCIATE BETHEL GUARDIAN: The Bethel Guardian and Associate Bethel Guardian are escorted to the East by the Installing Junior Custodian and the Installing Senior Custodian. Bethel Guardian and Installing Junior Custodian stand side by side one step inside Bethel Room in front of Anteroom doorway. Associate Bethel Guardian and Installing Senior Custodian stand side by side one step inside Bethel Room in front of Preparation Room doorway.

All four march east on North and South Marching Line until they reach Altar Line. Bethel Guardian and Installing Junior Custodian turn left, with Installing Junior Custodian following the Bethel Guardian, march to center of Altar. Associate Bethel Guardian and Installing Senior Custodian turn right, with Installing Senior Custodian following Associate Bethel Guardian, march to center of Altar. When at center of Altar, all four turn

east and march four abreast to the East Line. Installing Senior Custodian and Installing Junior Custodian remain standing in front of their stations, facing east, until Bethel Guardian and Associate Bethel Guardian reach podium in East; then all four face west together, turning toward podium. (Diagram 2)

Associate Bethel Guardian, without remarks, presents the gavel to the Bethel Guardian, who calls the assembly to order with one rap of the gavel (*).

BETHEL GUARDIAN: **Bethel No. ____ of _____ (City)_____ (State, Province, or Country) of Job's Daughters International is about to convene for the Ceremony of Installation of Bethel Officers (and Bethel Choir).**

If there is not a Master and/or Mistress of Ceremonies, the Installing Custodians may be seated. If there is to be a Master and/or Mistress of Ceremonies, the Installing Custodians remain standing. Proceed as follows.

BETHEL GUARDIAN: **Installing Senior Custodian and Installing Junior Custodian, you will retire and escort into the Bethel Room the Master and/or Mistress of Ceremonies.**

The Installing Custodians proceed directly west to Altar Line, then north and south to North and South Marching Lines, then west to Anteroom and Preparation Room doors. (Diagram 3) The Installing Custodians turn toward the center and retrace their steps on the North and South marching line. The Mistress or Master of Ceremonies follows the Installing Junior Custodian. If both a Master and Mistress of Ceremonies are used, the other follows the Installing Senior Custodian. At the Altar line, the Installing Junior Custodian and Installing Senior Custodian escort the Master and/or Mistress of Ceremonies to the East Line as per Ritual. (Diagram 4) The Bethel Guardian and Associate Bethel Guardian extend their hands to welcome the Master and/or Mistress of Ceremonies to the dais. After the Master and/or Mistress of Ceremonies has ascended the dais the Installing Custodians shall be seated.

The Bethel Guardian introduces the Mistress of Ceremonies; the Associate Bethel Guardian introduces the Master of Ceremonies. The Master and/or Mistress of Ceremonies introduces the Bethel Guardian and Associate Bethel Guardian. After the introductions, the Master and/or Mistress of Ceremonies are seated.

BETHEL GUARDIAN: **Associate Bethel Guardian, you will retire and escort the Installing Officer into the Bethel Room.** The Associate Bethel Guardian descends dais, marches west on the Center Line to the Altar Line, turns south to the South Marching Line, turns west on the South Marching Line and marches west to the Anteroom door. (Diagram 5) The Associate Bethel Guardian with the Installing Officer on his right arm shall enter from the Anteroom door, proceed east on South Marching Line to west of the Altar, turn north, and proceed until west of the Altar, then turn and face east. (Diagram 6)

ASSOCIATE BETHEL GUARDIAN: **Bethel Guardian, I have the honor of presenting ...(name and title)... who will preside as Installing Officer of the evening (or afternoon).**

BETHEL GUARDIAN: **Associate Bethel Guardian, you will escort the Installing Officer to the East.** Associate Bethel Guardian and Installing Officer (still holding the right arm of the Associate Bethel Guardian) leave the Altar on the north side, proceed to the East, and ascend dais as Bethel Guardian gives three raps of gavel (***). (Diagram 6)

BETHEL GUARDIAN: **I have the pleasure of introducing ...(name and title)... who will preside as the Installing Officer of the evening (or afternoon).**

If there is no Master or Mistress of Ceremonies, the Installing Officer may introduce the Bethel Guardian and Associate Bethel Guardian. Bethel Guardian presents gavel to the Installing Officer and Installing Officer seats assembly with one rap of gavel (*). Bethel Guardian and Associate Bethel Guardian assume stations as per Ritual.

INSTALLING OFFICER: **Installing Senior Custodian (rises) and Installing Junior Custodian (rises), you will retire and invite into the Bethel Room the other Installing Officers.**

Custodians proceed directly west to Altar Line, then north and south to North and South Marching Lines, then west to Anteroom and Preparation Room. (Diagram 3)

Installing Guide enters from the Anteroom, followed by Installing Flag Bearer, Installing Recorder, and Installing Junior Custodian.

Installing Marshal enters from the Preparation Room, followed by Installing Chaplain, and Installing Senior Custodian.

Installing Guide and Installing Marshal, followed by other Installing Officers, march on South and North Marching Lines to Altar Line, turn north and south to center of Altar, and march to East Line. They turn north and south and space themselves so that all Installing Officers are on East Line in center of dais. If possible, the Installing Guide and Installing Marshal stop in front of pedestals.

All face west for introductions. (Diagram 7)

INSTALLING OFFICER: **In installing the Officers of this Bethel, I will be assisted by:**

_____ (title) **as Installing Guide**

_____ (title) **as Installing Marshal**

_____ (title) **as Installing Recorder**

_____ (title) **as Installing Chaplain**

_____ (title) **as Installing Musician**

_____ (title) **as Installing Senior Custodian**

_____ (title) **as Installing Junior Custodian**

_____ (title) **as Installing Flag Bearer**

If the Master or Mistress of Ceremonies is not reading the entrance narration, the Narrator may be introduced at this time. The Narrator should be seated near the East and may stand for recognition. Each Installing Officer, as her name is called, acknowledges with a slight bow.

INSTALLING OFFICER: **Installing Guide and Installing Marshal, you will escort the Installing Officers to their respective stations.**

Installing Guide and Installing Marshal turn north and south and march to North and South Marching Lines. Installing Senior and Installing Junior Custodians turn in to their stations. Installing Recorder assumes her station at desk; Installing Flag Bearer follows Installing Guide until she can assume her station which is next to but on the outside of the Bethel Treasurer's station. Installing Chaplain follows Installing Marshal and assumes her station which is next to but on the outside of the Bethel Chaplain's station. Installing Guide and Installing Marshal proceed using Marching Lines to stations in the West. (Diagram 8) All remain standing. When Installing Guide and Installing Marshal are in position, the Installing Officer bows for all to be seated at the same time.

Waiting Stations for Guide and Marshal are as per Ritual.

INSTALLING OFFICER: **Installing Guide (rises) and Installing Marshal (rises) you will retire and escort into the Bethel Room the Bethel Officers and Bethel Choir who are to serve this Bethel for the ensuing term.**

Installing Guide and Installing Marshal march to West Line, turn south and north to South and North Marching Lines, turn west and stand on the outside of the Anteroom and Preparation Room doors. (Diagram 9)

If a special entrance narration is used, the Bethel Officers and Bethel Choir enter according to the narration. (See Diagrams 35 to 41 for suggested seating arrangements) Bethel Flag Bearer is seated with the Choir unless she has another office. When all Officers are in position, the Installing Officer seats them with one rap of the gavel (*).

Installing Guide and Installing Marshal return to their stations after the last Bethel Daughter enters the Bethel Room.

Installing Officer calls on Master or Mistress of Ceremonies for the welcome. If there is no Master or Mistress of Ceremonies, the Bethel Guardian or the Associate Bethel Guardian should give the welcome.

PRESENTATION OF BIBLE: (if Bible is not already on the Altar)

INSTALLING OFFICER: **Installing Guide (rises), Installing Marshal (rises), and Installing Chaplain (rises), you will retire for the presentation of the Holy Bible.**

Installing Guide and Installing Marshal proceed, side by side, on West Line to North Marching Line, then east to the Altar Line. Bow for Installing Chaplain to follow and turn west. (Diagram 11) Proceed west on the North Marching Line to the Preparation Room. (Diagram 12)

The Installing Officer sounds three raps (***) of the gavel as Installing Chaplain enters carrying the closed Bible. There shall be nothing upon the Bible and no papers inside the Bible.

The Installing Guide and Installing Marshal follow the Installing Chaplain (side by side) to the Altar Line. (Diagram 13) If Bethel Daughters are to be Bible Escorts, then the Installing Guide and Installing Marshal follow the Bethel Daughters.

The Installing Chaplain proceeds east on the North Marching Line to the Altar Line then attends at the Altar as per Ritual. If Bethel Daughters are escorts they follow Installing Chaplain to desired formation. Installing Guide and Installing Marshal stop at North Waiting Station.

Following the Bible Ceremony, the Installing Chaplain returns to her station, the Installing Guide and Installing Marshal return to their stations using regular lines of march. Escorts retire using regular lines of march.

If Bible Presentation Ceremony or Escorts are used, the Chaplain opens the Bible as per Ritual when she places it on the Altar. If no Bible Presentation Ceremony is used, the Bible is only carried to the Altar, the Bible remains closed and the Installing Chaplain opens it when attending at the Altar for the first prayer.

PRESENTATION OF THE FLAG:

INSTALLING OFFICER: Installing Guide (rises), Installing Marshal (rises), and Installing Flag Bearer (rises), you will retire and present the Flag of our Country west of the Altar.

Installing Guide and Installing Marshal proceed, side by side, on West Line to South Marching Line, then east to the Altar Line. Bow for Installing Flag Bearer to follow and turn west. (Diagram 14) Proceed west on South Marching Line to the West Line, then north to North Marching Line, then west to Preparation Room. (Diagram 15)

Installing Flag Bearer enters from Preparation Room, followed by Installing Guide and Installing Marshal (side by side with Installing Marshal closest to the Altar). Installing Flag Bearer carries the flag according to the governmental regulations in each respective Province, Territory or Country. As Installing Flag Bearer enters carrying the National Emblem, Installing Officer sounds three raps of gavel (***)

Installing Flag Bearer proceeds east on North Marching Line until an appropriate opening presents itself according to the seating plan so that she can present the National Emblem west of the Altar.

Installing Guide and Installing Marshal proceed east on North Marching Line until west of the Altar in line with Installing Flag Bearer. They wait on North Marching Line, facing east. (Diagram 16)

National Anthem with appropriate music (as per Music Ritual) is sung. Appropriate tribute is given. In the United States, one verse of The Star Spangled Banner is sung while the National Emblem is west of the Altar. The following tribute is given:

INSTALLING OFFICER: I present our Country's Flag, born in freedom, cradled in independence by the pioneers of a glorious country. It has been the symbol of a nation in its vicissitudes as well as its glories. It has been an inspiration to the hearts, minds, and souls of all who desire to be free. May it ever be borne aloft in the defense of every righteous cause. Our hearts are filled with all that it signifies as we rally to its support, and may we, as citizens of this nation, ever follow it with honor and in peace.

Installing Guide, Installing Marshal, and Installing Flag Bearer, you will escort the Flag to the East.

Installing Flag Bearer marches around north side of the Altar and proceeds directly to the East and places Flag in holder in appropriate position. Installing Guide and Installing Marshal march to East Line on North Marching Line, wait on East Line while Pledge is given. (Diagram 16)

INSTALLING OFFICER: All citizens of (country) will join me in pledging allegiance to the Flag.

One rap of gavel (*) as Installing Flag Bearer turns to return to her station.

Pledge may be omitted if not the custom of the government.

The Installing Guide and Installing Marshal, followed by the Installing Flag Bearer, return to the station of the Installing Flag Bearer by following North Marching Line to West Line, turn south to South Marching Line, take South Marching Line to Installing Flag Bearer's Station. (Diagram 17) Seat Installing Flag Bearer with a slight bow, then return to their stations in the West. They are seated together to await next order from the Installing Officer.

If there is not an Installing Flag Bearer, the Installing Marshal carries the Flag following the same line of march described above, eliminating the line of march to the station of Installing Flag Bearer.

Other National Emblems and/or state flags may be presented at this time or be placed in the East prior to the Installation Ceremony.

If Bethel Flag is not placed in East prior to installation, it is presented at this time as per Ritual.

READING OF SPECIAL DISPENSATION:

If Special Dispensation is required, it is read at this time. If Special Dispensation is not required, eliminate the following wording:

INSTALLING OFFICER: **Installing Recorder, (rises) you will read the Special Dispensation.**

ESCORT AND INTRODUCTIONS:

Escort and Introductions, as per Ritual, may be given at this time.

INSTALLATION CEREMONY:

INSTALLING OFFICER: **Members and friends of Job's Daughters, we welcome you here to witness the Installation of Bethel Officers (and Bethel Choir) of Bethel No. __ of __ (City) __ (State, Province, or Country) of Job's Daughters International. They have been elected or appointed to serve for the ensuing term. Before installing them into office, we will ask the blessing of our Father in Heaven. Installing Chaplain, you will attend at the Altar.** Three raps of gavel (**). Installing Chaplain rises, attends at the Altar as per Ritual. Opens Bible if it has not already been opened.

INSTALLING CHAPLAIN: **Oh, Merciful and Loving Father, we come to You in faith, knowing that You will hear and answer our prayer. Be very near to us in this hour and let Your blessings rest upon us as we humbly seek to do Your will. Grant those whom we are about to invest with authority, the spirit of love and charity. Help them to see clearly the power and influence of a beautiful and womanly life. May union and harmony prevail, and as they labor for the highest ideals of life, may they become more gracious and loving, more faithful and patient day by day, and thus complete the foundation of a useful and perfect life. We ask in Your name. Amen.**

All members of Job's Daughters respond by saying, "Amen". Installing Chaplain returns to her station as per Ritual. One rap of gavel (*).

INSTALLING OFFICER: **Installing Recorder (rises), you will read the names of the Bethel Officers (and Bethel Choir), elected or appointed, who are to serve this Bethel for the ensuing term. As their names are read, they will rise and remain standing.** Officers acknowledge announcement of their name with a slight bow.

INSTALLING OFFICER: **Installing Guide (rises) and Installing Marshal (rises), you will present the Bethel Officers (and Bethel Choir) for the Obligation.** Installing Guide and Installing Marshal go to the Altar for Obligation by descending West Dais to West Line, proceed north and south to North and South Marching Lines, turn and march east to the Altar Line, turn north and south to the Altar and west to position one step north of the Altar for the Installing Marshal, and one step south of the Altar for Installing Guide. They face each other. (Diagram 18)

If a special formation is to be used for the Obligation, the Installing Guide and Installing Marshal stand next to the stations of Chaplain and Treasurer.

Choir stands in front of their chairs and repeats Obligation with Bethel Officers.

INSTALLING GUIDE: **Installing Officer, all is in readiness.**

Installing Officer may give Obligation from the East or at the Altar. If special Obligation Formation is used, the Obligation should be from the Altar. If the Installing Officer goes to the Altar, she must carry the gavel with her. She shall place the gavel over her heart for the Obligation.

INSTALLING OFFICER: You will place your right hand over your heart and make this promise.

Do you promise that no Bethel shall be opened without the presence of an Executive member of the Bethel Guardian Council? (Answer, I do.)

That you will be guided by the advice of the Bethel Guardian Council in all matters concerning the work and welfare of the Bethel? (Answer, I do.)

You will assume the following Obligation:

In the presence of Almighty God - and these witnesses - I promise to obey the laws - of Job's Daughters International - that I will counsel with my Bethel Guardians - and be courteous and obedient unto them - that I will be faithful to the duties of my office - as outlined in the Ritual - that I will endeavor to live in accordance with its teachings - in the hope that I may be found worthy - of being one of "The Fairest in The Land" - that I will strive to be ever faithful to this promise - that should I violate this Obligation - I agree to vacate my office - at the request - and upon the declaration - of the Bethel Guardian.

If Installing Officer is at the Altar, she returns to the East. (Diagram 19) One rap of gavel (*). Installing Guide and Installing Marshal proceed east to the Altar Line, turn north and south to Waiting Stations. (Diagram 19) See pages 26-31 or 32-38.

INSTALLATION OF BETHEL OFFICERS

HONORED QUEEN INSTALLED FIRST

GENERAL INSTRUCTIONS FOR PRESENTING BETHEL OFFICERS TO BE INSTALLED:

OPTION ONE: Installing Guide and Installing Marshal leave Waiting Stations and proceed west on North and South Marching Lines to Officer(s) to be installed. Installing Guide and Installing Marshal stand on their respective marching line and bow for Officer(s) to follow. (Diagram 20)

Installing Guide proceeds east on South Marching Line to the Altar Line, north to a point between Altar and station of Chaplain, then west to west side of Altar and south to proper position. Installing Guide is on the outside of Installing Marshal.

At the same time, Installing Marshal proceeds east on North Marching Line to Altar Line, south to a point between Altar and station of Treasurer, then west to west side of Altar and north to proper position. Installing Marshal is on the inside of the Installing Guide. (Diagram 21)

When in position, all face East. Installing Guide and Installing Marshal step back two steps and wait for instructions from the Installing Officer to escort the Officers to their respective stations. They then step forward two steps to be in line with Officers and bow for them to follow. (Diagram 22)

OPTION TWO: (to be used only when the Bethel Room is smaller and too crowded to allow dignified and orderly marching around the Altar). The Officers rise as the Installing Officer either announces their names and stations or as the Installing Guide and Installing Marshal are instructed to present them at the Altar.

After rising, the Officer waits until the Installing Guide and Installing Marshal are on a line even with their chair, then bow and proceed directly east to stand West of the Altar. Installing Guide and Installing Marshal bow, turn east to the Altar Line, turn north and south until between the stations of Chaplain (Installing Marshal) or Treasurer (Installing Guide) then turn west to take position two steps back of the Officers to be installed. All other floor work is as stated.

Elective Officers are introduced at their stations following their installation. Appointive Officers' names are announced by the Installing Officer prior to installation.

Bethel Choir shall be installed at their stations.

INSTALLING OFFICER: Installing Guide and Installing Marshal, you will cause the Honored Queen to kneel at the Altar, and place her hands on the open Holy Bible.

The Installing Marshal may reverently turn the Bible around for the Honored Queen. If the Bible is turned, she shall replace it to its original position before leaving the Altar after the Honored Queen is installed.

Before kneeling, the Honored Queen hands her flowers or carrying piece to the Installing Guide. Installing Guide and/or Installing Marshal assist Honored Queen to kneel. Honored Queen places her hands on the Bible. Installing Guide and Installing Marshal step back two steps.

Installing Officer descends dais and walks to a point one step East of and in center of Altar, where she stands to install the Honored Queen. She shall carry the gavel with her and places it over her heart for the Obligation.

INSTALLING OFFICER: Honored Queen, you will repeat after me: I will be faithful to the Laws - of Job's Daughters International - respect the Supreme, Grand, and Bethel Guardian Councils - and endeavor to be worthy of my office - so help me God.

The one elected to hold the office of Honored Queen should be generous in character, kind, tolerant, and possessed with the ability to preside in a just and gracious manner. Her conversation should be both delightful and improving. Her taste in literature, arts, and science should be such that she will lead the thoughts of others toward the highest and purest things in life. Polite and courteous attention to the advice of parents and guardians and the consideration of the happiness of others will so strengthen your own life that the beauty of your young womanhood will be observed by all with whom you are associated, and the prayer of all who know and love you is, that our Heavenly Father will guide and direct you in your service of love. Honored Queen removes hands from Bible.

The Installing Officer marches around the north side of the Altar, hands gavel to Installing Marshal, stands behind the Honored Queen, places cape on Honored Queen. (Diagram 33) Honored Queen ties cords of cape.

INSTALLING OFFICER: This cape of royal purple is an emblem of your high office and symbolizes the love of the Bethel Members who have chosen you as their Honored Queen. After cape is tied, the Installing Officer removes crown and places it on head of Honored Queen.

INSTALLING OFFICER: I now place on your head this crown, an emblem of leadership, and a symbol of your high position. May you ever wear it with dignity, grace, and humility. After the word "humility", Installing Officer steps to side between Altar and Chaplain's station and continues.

INSTALLING OFFICER: Honored Queen, let wisdom and understanding crown your judgment, and the beauty and glory of your reign will be as lustrous as the sheen of your royal cloak. Ever strive to wear these honors with real dignity as becoming an Honored Queen of this beautiful Order.

Solo or appropriate selection may be given either while Honored Queen is at the Altar or while at Altar Line before proceeding to the East or in the East after Installing Officer has presented the Bylaws.

Installing Officer remains standing. Installing Officer assists Honored Queen to rise. Installing Guide returns carrying piece to newly installed Honored Queen. Installing Marshal returns gavel to Installing Officer. The Installing Officer escorts the Honored Queen to the north side of the Altar and then directly to the East. If Honored Queen has other approved escort to the East, the Installing Officer precedes them to the East.

Installing Marshal returns Bible to original position. Installing Guide and Installing Marshal return to Waiting Stations.

INSTALLING OFFICER: (Three raps of gavel (*) It is with pleasure that I present _____ who has been installed Honored Queen for the ensuing term. (Applause.) Honored Queen, I present you with the gavel, the emblem of your authority, knowing that in your hands it will be used wisely and well.** Installing Officer hands gavel to Honored Queen, who seats Bethel with one rap of gavel (*). Honored Queen and Installing Officer remain standing. Honored Queen returns gavel to Installing Officer.

INSTALLING OFFICER: I now present you with a copy of the Bylaws of this Bethel, a copy of the Constitution and Bylaws of Job's Daughters International, and a copy of the Manual of Rules and Regulations of the Grand Guardian Council (if in a GGC). These are yours to study for the ensuing term. They define your duties and responsibilities. They also set forth the rights and privileges of all members of the Order. Examine them carefully that your duties may be well done, and the rights and privileges of the members protected. Honored Queen is seated.

INSTALLING OFFICER: Installing Guide and Installing Marshal, you will present the Senior Princess and the Junior Princess at the Altar. Junior Princess follows Installing Guide and Senior Princess follows Installing Marshal. When in position west of the Altar:

INSTALLING OFFICER: Daughter Princesses, you have been elected to assist the Honored Queen in all that she may require of you. You should conduct yourselves at all times with quiet dignity befitting your high office. Be gracious in manner, courteous and gentle, expressing through your daily lives the principles of religion, virtue, and honor.

Installing Guide and Installing Marshal, you will escort the Princesses to the East, to be invested with the honors of their stations. Installing Guide offers her left arm to Junior Princess and they go side by side around the south side of the Altar between the station of Treasurer and Altar; Installing Marshal offers her right arm to Senior Princess and they go side by side around the north side of the Altar between the station of Chaplain and Altar; all four proceed to East Line. (Diagram 31) Princesses kneel at foot of Dais. Installing Guide and Installing Marshal hold the carrying pieces for the Princesses, and back to a position even with the pedestals.

Installing Senior and Installing Junior Custodians invest the Princesses with their capes and crowns. (Diagram 32)

INSTALLING OFFICER: Daughter Princesses, ever strive for beauty of character that will outshine the beauty and splendor of your raiment. The Installing Custodians assist the Princesses to rise. Installing Guide and Installing Marshal return the carrying pieces to the Princesses and return to their Waiting Stations. Princesses ascend the East Dais and face West. Installing Officer gives three raps of gavel (***).

INSTALLING OFFICER: It is with pleasure that I present ____ (name) who has been installed Senior Princess and ____ (name) who has been installed Junior Princess for the ensuing term. Applause. One rap of gavel (*).

INSTALLING OFFICER: Installing Guide and Installing Marshal, you will present the Guide and Marshal at the Altar. Guide follows Installing Guide and Marshal follows Installing Marshal. When in position west of the Altar:

INSTALLING OFFICER: Daughter Guide, your duty is to guide the Pilgrims in their journey through the several epochs. Become familiar with the teachings of this Order, that you may be able to guide others and direct their footsteps in the ways of peace, truth, and uprightness of life.

Daughter Marshal, your duty is to care for and display the National Emblem, to see that suitable preparation is made for our ceremonies, and to assist the Guide in conducting Pilgrims.

Installing Guide and Installing Marshal, you will escort these Officers to their stations.

Guide follows Installing Guide south of Altar to Altar Line, south to South Marching Line, and then west to West Line and to Guide's station. At the same time, Marshal follows Installing Marshal, north side of Altar to Altar Line, north to North Marching Line, west to West Line and to Marshal's station. (Diagram 30)

Installing Guide and Installing Marshal step one step east of West Line and retrace steps to Waiting Stations.

Guide and Marshal assume stations and remain standing.

INSTALLING OFFICER: I have the pleasure of introducing ____ (name) who has been installed as Guide and ____ (name) who has been installed Marshal for the ensuing term. Applause. When Installing Guide and Installing Marshal reach Waiting Stations, Installing Guide bows to seat Officers.

INSTALLING OFFICER: ____ (name), Recorder; ____ (name), Treasurer. Installing Guide and Installing Marshal, you will present the Recorder and the Treasurer at the Altar.

Recorder and Treasurer follow the Installing Guide. When in position west of Altar:

INSTALLING OFFICER: Daughter Recorder, it is your duty to record all actions of the Bethel in proper form, receive all money due the Bethel, turn it over to the Bethel Treasurer, and obtain a receipt.

Daughter Treasurer, your duty is to receive all funds of the Bethel from the Recorder, accurately account for them, and turn them over to the Guardian Treasurer.

Installing Guide and Installing Marshal, you will escort these Officers to their stations. Installing Guide followed by Recorder and Treasurer leave on south side of Altar. Treasurer assumes station immediately and remains standing.

Installing Guide and Recorder proceed to East Line, Recorder assumes her station as it is reached and remains standing, Installing Guide continues south to South Marching Line, and west to Waiting Station. Installing Marshal leaves on north side of Altar and goes directly to Waiting Station. (Diagram 27) Installing Guide bows to seat Officers.

INSTALLING OFFICER: ____ (name), **Chaplain**; ____ (name), **Musician**; ____ (name), **Librarian**. **Installing Guide and Installing Marshal, you will present the Chaplain, Musician, and Librarian at the Altar.** Officers follow the Installing Marshal. When in position west of the Altar.

INSTALLING OFFICER: **Daughter Chaplain, you are to lead the devotions of the Bethel and give the Pledge of Secrecy for Adults. May you lead also in reverence for sacred things, the beacon lights of life.**

Daughter Musician, your duty is to preside at the instrument during the musical part of our ceremonies. May the harmony of your music ring so true that no discord will enter here.

Daughter Librarian, your duty is to encourage a taste for the arts and sciences by giving a report on an educational subject. Let your life be an open book whose pages are full of knowledge and truth.

Installing Guide and Installing Marshal, you will escort these Officers to their stations. Installing Guide leaves on south side of Altar and goes directly to Waiting Station. Installing Marshal, followed by Officers, leaves Altar on north side, proceeds to East Line, north to North Marching Line and west to Waiting Station. Officers assume their stations as they are reached and remain standing. (Diagram 26) Installing Guide bows to seat Officers.

INSTALLING OFFICER: ____ (name), **Senior Custodian**; ____ (name) **Junior Custodian**. **Installing Guide and Installing Marshal, you will present the Custodians at the Altar.** Junior Custodian follows Installing Guide and Senior Custodian follows Installing Marshal. When in position west of the Altar:

INSTALLING OFFICER: **Daughter Custodians, you are the Custodians of the Dove and Urn of Incense, emblems of our Order. Ever let your lives symbolize purity and prayer which they represent.**

Installing Guide and Installing Marshal, you will escort the Officers to their stations. Installing Guide followed by Junior Custodian, leaves on south side of Altar. Installing Marshal followed by Senior Custodian, leaves on north side of Altar. They proceed to East Line, turn north and south to North and South Marching Lines, and west to their Waiting Stations. Officers assume stations as they are reached and remain standing. (Diagram 25) Installing Guide bows to seat Officers.

INSTALLING OFFICER: ____ (name), **Inner Guard**; ____ (name), **Outer Guard**. **Installing Guide and Installing Marshal, you will present the Inner and Outer Guards at the Altar.** Inner Guard follows Installing Guide. Outer Guard follows Installing Marshal. When in position west of the Altar:

INSTALLING OFFICER: **Daughter Guards, watch carefully the doors of our Bethel, and be alert, guarding against sins which are pressing for admission to pure hearts and minds.**

Installing Guide and Installing Marshal, you will escort these Officers to their stations. Installing Guide followed by Inner Guard, leaves on south side of Altar to Altar Line, south to South Marching Line, west to West Line and to Inner Guard's Station. Installing Marshal followed by Outer Guard, leaves on north side of Altar to Altar Line, north to North Marching Line, west to West Line, and to Outer Guard's station which is inside Preparation Room door if an open installation. (Diagram 23) Installing Guide and Installing Marshal return to Waiting Stations. (Diagram 24) Installing Guide bows to seat Officers.

INSTALLING OFFICER: ____ (name), **First Messenger**; ____ (name), **Second Messenger**; ____ (name), **Third Messenger**; ____ (name) **Fourth Messenger**; ____ (name), **Fifth Messenger**.

Installing Guide and Installing Marshal, you will present the Five Messengers at the Altar. First, Second, and Fifth Messengers follow Installing Guide. Third and Fourth Messengers follow Installing Marshal. When in position west of the Altar:

INSTALLING OFFICER: **Daughter Messengers, to you has been given the privilege of unfolding to the Pilgrims the story of Job's eventful life, his pleasures, his trials, his temptations, and his final triumph and peace. Be particular therefore, that your own interpretations be earnest and sincere, and that your own lives be an example of patience and faith, that your reward may be life's highest attainment.**

Installing Guide and Installing Marshal, you will escort these Officers to their stations. Installing Guide followed by First, Second, and Fifth Messengers, leaves on south side of Altar to Altar Line, south to South Marching Line, proceeds around the outside of Messengers' stations, and enters semicircle between the Second and Fifth Messengers' stations. Installing Marshal followed by Third and Fourth Messengers, leaves on north side of Altar to Altar Line, north to North Marching Line, proceeds around the outside of the Messenger's stations, and enters semicircle between the stations of Fourth and Fifth Messengers. Messengers assume stations as Installing Guide and Installing Marshal proceed through semicircle to Altar Line. Messengers remain standing. (Diagram 28 & 29) When Installing Guide and Installing Marshal reach Waiting Stations, Installing Guide bows for Messengers to be seated.

Bethel Choir shall be installed at their stations.

INSTALLING OFFICER: It gives me great pleasure to present the Daughters of the Bethel Choir. (Choir stands.) **Daughters of the Bethel Choir, your part in the ceremonies of the Bethel is equally as important as that of other Officers. The art of music is one of the highest accomplishments. Let your hearts be so filled with love and joy, that the melody of your song will resound in the hearts and lives of the Daughters of this Bethel, and all who enter this Holy Place, our Bethel.** Installing Officer bows to Bethel Choir to be seated.

INSTALLING OFFICER: Installing Recorder (rises), you will make the Proclamation. Installing Recorder stands at desk to read Proclamation.

INSTALLING RECORDER: By direction of the Installing Officer and the Supreme (or Grand) Guardian Council, I proclaim the Bethel Officers (and Bethel Choir) of Bethel No. ____ of ____ (City) ____ (State, Province, or Country) of Job's Daughters International, legally installed for the transaction of business under the laws of Job's Daughters International and the Supreme (or Grand) Guardian Council. One rap of gavel (*).

Proceed to page 26 for remainder of Installation Ceremony.

INSTALLATION OF BETHEL OFFICERS

HONORED QUEEN INSTALLED LAST

Note: The following is identical to the section where the Honored Queen is Installed first... only the order is reversed.

GENERAL INSTRUCTIONS FOR PRESENTING BETHEL OFFICERS TO BE INSTALLED:

OPTION ONE: Installing Guide and Installing Marshal leave Waiting Stations and proceed west on North and South Marching Lines to Officer(s) to be installed. Installing Guide and Installing Marshal stand on their respective marching line and bow for Officer(s) to follow. (Diagram 20)

Installing Guide proceeds east on South Marching Line to Altar Line, north to a point between Altar and station of Chaplain, then west to west side of Altar and south to proper position. Installing Guide is on the outside of Installing Marshal.

At the same time, Installing Marshal proceeds east on North Marching Line to Altar Line, south to a point between Altar and station of Treasurer, then west to west side of Altar and north to proper position. Installing Marshal is on the inside of the Installing Guide. (Diagram 21)

When in position, all face East. Installing Guide and Installing Marshal step back two steps and wait for instructions from the Installing Officer to escort the Officers to their respective stations. They then step forward two steps to be in line with Officers and bow for them to follow. (Diagram 22)

OPTION TWO: (to be used only when the Bethel Room is smaller and too crowded to allow dignified and orderly marching around the Altar). The Officers rise as the Installing Officer either announces their names and stations or as the Installing Guide and Installing Marshal are instructed to present them at the Altar.

After rising, the Officer waits until the Installing Guide and Installing Marshal are on a line even with their chair, then bow and proceed directly east to stand West of the Altar. Installing Guide and Installing Marshal bow, turn east to Altar Line, turn north and south until between the stations of Chaplain (Installing Marshal) or Treasurer (Installing Guide) then turn west to take position two steps back of the Officers to be installed. All other floor work is as stated.

Elective Officers are introduced at their stations following their installation. Appointive Officers' names are announced by the Installing Officer prior to installation.

Bethel Choir shall be installed at their stations.

INSTALLING OFFICER: It gives me great pleasure to present the Daughters of the Bethel Choir. (Choir stands.) **Daughters of the Bethel Choir, your part in the ceremonies of the Bethel is equally as important as that of other Officers. The art of music is one of the highest accomplishments. Let your hearts be so filled with love and joy, that the melody of your song will resound in the hearts and lives of the Daughters of this Bethel, and all who enter this Holy Place, our Bethel.** Installing Officer bows to Bethel Choir to be seated.

INSTALLING OFFICER: ____ (name), Inner Guard; ____ (name), Outer Guard.

Installing Guide and Installing Marshal, you will present the Inner and Outer Guards at the Altar. Inner Guard follows Installing Guide. Outer Guard follows Installing Marshal. When in to position west of the Altar:

INSTALLING OFFICER: Daughter Guards, watch carefully the doors of our Bethel, and be alert, guarding against sins which are pressing for admission to pure hearts and minds.

Installing Guide and Installing Marshal, you will escort these Officers to their stations. Installing Guide followed by Inner Guard, leaves on south side of Altar to Altar Line, south to South Marching Line, west to West Line and to Inner Guard's station. Installing Marshal followed by Outer Guard, leaves on north side of Altar to Altar Line, north to North Marching Line, west to West Line, and to Outer Guard's station which is inside Preparation Room door if an open installation. (Diagram 23) Installing Guide and Installing Marshal return to Waiting Stations. (Diagram 24) Installing Guide bows to seat Officers.

INSTALLING OFFICER: ____ (name), Senior Custodian; ____ (name) Junior Custodian.

Installing Guide and Installing Marshal, you will present the Custodians at the Altar. Junior Custodian follows Installing Guide and Senior Custodian follows Installing Marshal. When in position west of the Altar:

INSTALLING OFFICER: Daughter Custodians, you are the Custodians of the Dove and Urn of Incense, emblems of our Order. Ever let your lives symbolize purity and prayer which they represent.

Installing Guide and Installing Marshal, you will escort the Officers to their stations. Installing Guide followed by Junior Custodian, leaves on south side of Altar. Installing Marshal followed by Senior Custodian, leaves on north side of Altar. They proceed to East Line, turn north and south to North and South Marching Lines, and west to their Waiting Stations. Officers assume stations as they are reached and remain standing. (Diagram 25) Installing Guide bows to seat Officers.

INSTALLING OFFICER: ____ (name), Chaplain; ____ (name), Musician; ____ (name), Librarian. Installing Guide and Installing Marshal, you will present the Chaplain, Musician, and Librarian at the Altar. Officers follow the Installing Marshal. When in position west of the Altar:

INSTALLING OFFICER: Daughter Chaplain, you are to lead the devotions of the Bethel and give the Pledge of Secrecy for Adults. May you lead also in reverence for sacred things, the beacon lights of life.

Daughter Musician, your duty is to preside at the instrument during the musical part of our ceremonies. May the harmony of your music ring so true that no discord will enter here.

Daughter Librarian, your duty is to encourage a taste for the arts and sciences by giving a report on an educational subject. Let your life be an open book whose pages are full of knowledge and truth.

Installing Guide and Installing Marshal, you will escort these Officers to their stations. Installing Guide leaves on south side of Altar and goes directly to Waiting Station. Installing Marshal, followed by

Officers, leaves Altar on north side, proceeds to East Line, north to North Marching Line and west to Waiting Station. Officers assume their stations as they are reached and remain standing. (Diagram 26) Installing Guide bows to seat Officers.

INSTALLING OFFICER: ____ (name), **Recorder**; ____ (name), **Treasurer**. **Installing Guide and Installing Marshal, you will present the Recorder and the Treasurer at the Altar.** Recorder and Treasurer follow the Installing Guide. When in position west of the Altar:

INSTALLING OFFICER: **Daughter Recorder, it is your duty to record all actions of the Bethel in proper form, receive all money due the Bethel, turn it over to the Bethel Treasurer, and obtain a receipt.**

Daughter Treasurer, your duty is to receive all funds of the Bethel from the Recorder, accurately account for them, and turn them over to the Guardian Treasurer.

Installing Guide and Installing Marshal, you will escort these officers to their stations. Installing Guide followed by Recorder and Treasurer leave on south side of Altar. Treasurer assumes station immediately and remains standing. Installing Guide and Recorder proceed to East Line, Recorder assumes her station as it is reached and remains standing, Installing Guide continues south to South Marching Line, and west to Waiting Station. Installing Marshal leaves on north side of Altar and goes directly to Waiting Station. (Diagram 27) Installing Guide bows to seat Officers.

INSTALLING OFFICER: ____ (name), **First Messenger**; ____ (name), **Second Messenger**; ____ (name), **Third Messenger**; ____ (name) **Fourth Messenger**; ____ (name), **Fifth Messenger**.

Installing Guide and Installing Marshal, you will present the Five Messengers at the Altar. First, Second, and Fifth Messengers follow Installing Guide. Third and Fourth Messengers follow Installing Marshal. When in position west of the Altar:

INSTALLING OFFICER: **Daughter Messengers, to you has been given the privilege of unfolding to the Pilgrims the story of Job's eventful life, his pleasures, his trials, his temptations, and his final triumph and peace. Be particular therefore, that your own interpretations be earnest and sincere, and that your own lives be an example of patience and faith, that your reward may be life's highest attainment.**

Installing Guide and Installing Marshal, you will escort these Officers to their stations. Installing Guide followed by First, Second, and Fifth Messengers, leaves on south side of Altar to Altar Line, south to South Marching Line, proceeds around the outside of Messengers' stations, and enters semicircle between the Second and Fifth Messengers' stations. Installing Marshal followed by Third and Fourth Messengers, leaves on north side of Altar to Altar Line, north to North Marching Line, proceeds around the outside of the Messenger's stations, and enters semicircle between the stations of Fourth and Fifth Messengers. Messengers assume stations as Installing Guide and Installing Marshal proceed through semicircle to Altar Line. Messengers remain standing. (Diagram 28 & 29) When Installing Guide and Installing Marshal reach Waiting Stations, Installing Guide bows for Messengers to be seated.

INSTALLING OFFICER: **Installing Guide and Installing Marshal, you will present the Guide and Marshal at the Altar.** Guide follows Installing Guide and Marshal follows Installing Marshal. When in position west of the Altar:

INSTALLING OFFICER: **Daughter Guide, your duty is to guide the Pilgrims in their journey through the several epochs. Become familiar with the teachings of this Order, that you may be able to guide others and direct their footsteps in the ways of peace, truth, and uprightness of life.**

Daughter Marshal, your duty is to care for and display the National Emblem, to see that suitable preparation is made for our ceremonies, and to assist the Guide in conducting Pilgrims.

Installing Guide and Installing Marshal, you will escort these Officers to their stations.

Guide follows Installing Guide south of Altar to Altar Line, south to South Marching Line, and then west to West Line and to Guide's station. At the same time, Marshal follows Installing Marshal, north side of Altar to Altar Line, north to North Marching Line, west to West Line and to Marshal's station.

Installing Guide and Installing Marshal step one step east of West Line and retrace steps to Waiting Stations.

Guide and Marshal assume stations and remain standing.

INSTALLING OFFICER: **I have the pleasure of introducing ____ (name) who has been installed as Guide and ____ (name) who has been installed Marshal for the ensuing term.** Applause. Installing Guide and Installing Marshal, who are now at their waiting stations, bow for Guide and Marshal to be seated.

INSTALLING OFFICER: **Installing Guide and Installing Marshal, you will present the Senior Princess and the Junior Princess at the Altar.** Junior Princess follows Installing Guide and Senior Princess follows Installing Marshal. When in position west of the Altar:

INSTALLING OFFICER: **Daughter Princesses, you have been elected to assist the Honored Queen in all that she may require of you. You should conduct yourselves at all times with quiet dignity befitting your high office. Be gracious in manner, courteous and gentle, expressing through your daily lives the principles of religion, virtue, and honor.**

Installing Guide and Installing Marshal, you will escort the Princesses to the East, to be invested with the honors of their stations. Installing Guide offers her left arm to Junior Princess and they go side by side around the south side of the Altar between the station of Treasurer and Altar; Installing Marshal offers her right arm to Senior Princess and they go side by side around the north side of the Altar between the station of Chaplain and Altar; all four proceed to East Line. (Diagram 31) Princesses kneel at foot of Dais. Installing Guide and Installing Marshal hold the carrying pieces for the Princesses, and back to a position even with the pedestals.

Installing Senior and Installing Junior Custodians invest the Princesses with their capes and crowns. (Diagram 32)

INSTALLING OFFICER: **Daughter Princesses, ever strive for beauty of character that will outshine the beauty and splendor of your raiment.**

The Installing Custodians assist the Princesses to rise. Installing Guide and Installing Marshal return the carrying pieces to the Princesses and return to their waiting stations. Princesses ascend the East Dais and face West. Installing Officer gives three raps of gavel (***).

INSTALLING OFFICER: **It is with pleasure that I present ____ (name) who has been installed Senior Princess and ____ (name) who has been installed Junior Princess for the ensuing term.** One rap of gavel (*).

INSTALLING OFFICER: **Installing Guide and Installing Marshal, you will cause the Honored Queen to kneel at the Altar, and place her hands on the open Holy Bible.**

The Installing Marshal may reverently turn the Bible around for the Honored Queen. If the Bible is turned, she shall replace it to its original position before leaving the Altar after the Honored Queen is installed.

Before kneeling, the Honored Queen hands her flowers or carrying piece to the Installing Guide. Installing Guide and/or Installing Marshal assist Honored Queen to kneel. Honored Queen places hands on the Bible. Installing Guide and Installing Marshal step back two steps.

Installing Officer descends dais and walks to a point one step East of and in center of Altar, where she stands to install the Honored Queen. (Diagram 33) She shall carry the gavel with her and place it over her heart for the Obligation.

INSTALLING OFFICER: **Honored Queen, you will repeat after me: I will be faithful to the Laws - of Job's Daughters International - respect the Supreme, Grand, and Bethel Guardian Councils - and endeavor to be worthy of my office - so help me God.**

The one elected to hold the office of Honored Queen should be generous in character, kind, tolerant, and possessed with the ability to preside in a just and gracious manner. Her conversation should be both delightful and improving. Her taste in literature, arts, and science should be such that she will lead the thoughts of others toward the highest and purest things in life. Polite and courteous attention to the advice of parents and guardians and the consideration of the happiness of others will so strengthen your own life that the beauty of your young womanhood will be observed by all with whom you are associated, and the prayer of all who know and love you is, that our Heavenly Father will guide and direct you in your service of love. Honored Queen removes hands from Bible.

The Installing Officer marches around the north side of the Altar, hands gavel to Installing Marshal, stands behind the Honored Queen, places cape on Honored Queen. (Diagram 33) Honored Queen ties cords of cape.

INSTALLING OFFICER: **This cape of royal purple is an emblem of your high office and symbolizes the love of the Bethel Members who have chosen you as their Honored Queen.** After cape is tied, the Installing Officer removes crown and places it on head of Honored Queen.

INSTALLING OFFICER: I now place on your head this crown, an emblem of leadership, and a symbol of your high position. May you ever wear it with dignity, grace, and humility. After the word "humility", Installing Officer steps to side between Altar and Chaplain's station and continues.

INSTALLING OFFICER: Honored Queen, let wisdom and understanding crown your judgement, and the beauty and glory of your reign will be as lustrous as the sheen of your royal cloak. Ever strive to wear these honors with real dignity as becoming an Honored Queen of this beautiful Order.

Solo or appropriate selection may be given either while Honored Queen is at the Altar or while at Altar Line before proceeding to the East or in the East after Installing Officer has presented the Bylaws.

Installing Officer remains standing. Installing Officer assists Honored Queen to rise. Installing Guide returns carrying piece to newly installed Honored Queen. Installing Marshal returns gavel to Installing Officer. The Installing Officer escorts the Honored Queen to the north side of the Altar and then directly to the East. If Honored Queen has other approved escort to the East, the Installing Officer precedes them to the East.

Installing Marshal returns Bible to original position. Installing Guide and Installing Marshal return to Waiting Stations.

INSTALLING OFFICER: (Three raps of gavel (*) It is with pleasure that I present _____ who has been installed Honored Queen for the ensuing term. (Applause.) Honored Queen, I present you with the gavel, the emblem of your authority, knowing that in your hands it will be used wisely and well.** Installing Officer hands gavel to Honored Queen, who seats Bethel with one rap of gavel (*). Honored Queen and Installing Officer remain standing. Honored Queen returns gavel to Installing Officer.

INSTALLING OFFICER: I now present you with a copy of the Bylaws of this Bethel, a copy of the Constitution and Bylaws of Job's Daughters International, and a copy of the Manual of Rules and Regulations of the Grand Guardian Council (if in a Grand Jurisdiction). These are yours to study for the ensuing term. They define your duties and responsibilities. They also set forth the rights and privileges of all members of the Order. Examine them carefully that your duties may be well done, and the rights and privileges of the members protected. Honored Queen is seated.

INSTALLING OFFICER: Installing Recorder (rises), you will make the Proclamation. Installing Recorder stands at desk to read Proclamation.

INSTALLING RECORDER: By direction of the Installing Officer and the Supreme (or Grand) Guardian Council, I proclaim the Bethel Officers (and Bethel Choir) of Bethel No.____ of _____ (City) _____ (State, Province, or Country) of Job's Daughters International, legally installed for the transaction of business under the laws of Job's Daughters International and the Supreme (or Grand) Guardian Council. One rap of gavel (*).

FOLLOWING INSTALLATION OF OFFICERS:

INSTALLING OFFICER: The Installing Officers may retire.

Installing Officers retire except for Installing Recorder who shall complete minutes for the Bethel Recorder's book and the Installing Chaplain if she is to give the closing prayer. Installing Musician may remain at instrument. Installing Recorder and Installing Chaplain shall step to the sideline before the Bethel Officers retire.

Installing Officer presents gavel to Honored Queen with appropriate remarks. Honored Queen assumes her station.

Escort and Introductions, as per Ritual, may be given at this time if not given following the Reading of the Special Dispensation.

PRESENTATIONS:

- Honored Queen's pin by Retiring Honored Queen
- Past Honored Queen's Certificate and Jewel
- Exchange of Line Officers' Pins (optional)
- Presentation of Bethel Honors/Awards (optional)
- Presentation of Honored Queen's Gavel (optional)

All other gifts shall be placed on a gift table in the reception area or other appropriate location.

INTRODUCTION OF PARENTS AND FAMILY OF NEW HONORED QUEEN:

Immediate family only may be introduced if approved by the Executive members of the BGC.

Parents of new Line Officers may be introduced from sidelines if approved by the Executive members of the BGC. Family members may be introduced only once.

REMARKS:

Only by those called upon by the Honored Queen.

ANNOUNCEMENTS:**CLOSING:**

HONORED QUEEN: **Chaplain, you will attend at the Altar.** Three raps of gavel (***). It is optional if the newly installed Chaplain or the Installing Chaplain offers the closing prayer.

CHAPLAIN: **Our Father in Heaven, we thank You for Job's Daughters International. May we always be "The Fairest In All The Land". Give to these Officers who have been invested with authority, the appreciation and knowledge of their charges, so that they will always be faithful to our Order. Bless our Bethel, our Daughters, and our leaders. We ask in Thy Name. Amen.** All Daughters respond by saying "Amen". Chaplain rises, reverently closes the Bible, as per Ritual, and returns to her station. One rap of gavel (*) if the Bible is to be signed.

BIBLE SIGNING:

Honored Queen or Retiring Honored Queen proceeds to the Altar and signs the Bible. If the Bible is not signed then proceed as follows:

HONORED QUEEN: **Marshal, you will retire the National Emblem.** Three raps of gavel (***). Retiring the Flag shall be omitted when it is not the custom or required by the government.

HONORED QUEEN: **All present will remain seated until the Bethel Officers (and Bethel Choir) have retired.**

Two raps of gavel (**) to call up Officers if they were seated for Bible signing.

March music for Custodians to remove chairs from semicircle. Retiring March same as per Ritual using one of the Closing Formations.

Bethel Guardian and Associate Bethel Guardian return to the East during Closing as per Ritual. Bethel Guardian and Associate Bethel Guardian may invite the parents/guardians of the new Honored Queen to the East Line for the Closing Formation after the Officers have left the East.

When Officers are on the West Line:

BETHEL GUARDIAN: **This concludes our ceremony.** Bethel Guardian bows to Officers, they respond with a bow and Bethel Guardian sounds one rap of gavel (*). Officers complete Retiring March.

If approved by the Executive Members of the BGC, other appropriate ceremonies may be performed following the Closing Formation.

CHARTERING A BETHEL

Regular Bethel Meeting

A Bethel Under Dispensation shall apply for a Charter immediately upon the recommendation of the Deputy or Inspecting Officer. When the application for a Charter is properly filled out, accompanied by the required fee (see the Constitution and Bylaws of JDI) the Executive Manager/Grand Secretary shall issue the Charter.

The Charter shall be presented at a regular meeting by the Supreme (Grand) Guardian, or a person deputized by her to serve in that capacity. The Supreme (Grand) Guardian may ask Supreme (Grand) Officers, or members of the Supreme (Grand) Guardian Council to act as the other Officers needed for Chartering.

Under New Business, the Honored Queen shall ask the person presenting the Charter to preside. She may be escorted to the East at this time or she may have been asked to remain in the East at the time of Escort.

SUPREME (GRAND) OFFICER: **In presenting the Charter to this Bethel, I will be assisted by:**
Officers rise as names are called.

_____ (title) **as Supreme (Grand) Secretary**

_____ (title) **as Supreme (Grand) Guide**

_____ (title) **as Supreme (Grand) Marshal**

The Officers will please assume their stations. The officers informally take their stations.

Supreme (Grand) Secretary, you will read the authority to grant this Bethel a Charter. Supreme (Grand) Secretary reads form.

SUPREME (GRAND) OFFICER: Supreme (Grand) Guide and Supreme (Grand) Marshal, you will present the Officers and members on the sidelines to form a semicircle outside the Messengers' chairs. All Bethel Officers, except the Honored Queen, step to sideline nearest their station and proceed to the West Line. Supreme (Grand) Guide and Supreme (Grand) Marshal descend dais and wait on West Line for Officers to reach the West Line. When all Officers are on the West Line, the Supreme (Grand) Guide and the Supreme (Grand) Marshal followed by the Officers, march around the outside of the semicircle stopping at the stations of Treasurer and Chaplain.

SUPREME (GRAND) OFFICER: Supreme (Grand) Guide and Supreme (Grand) Marshal, you will present the members of the Bethel Guardian Council to form a semicircle within the Messengers' chairs. BGC Members, except for Bethel Guardian, rise and proceed to the Altar Line on either the north or south marching lines of the Bethel. When BGC is at Altar Line, Supreme (Grand) Guide and Supreme (Grand) Marshal followed by the BGC march on the Altar Line to point between Altar and Treasurer's station and to point between Altar and Chaplain's station, turn west and march to center of semicircle. The BGC faces East. The Supreme (Grand) Guide and Supreme (Grand) Marshal retrace their steps on inside of BGC to position between the Treasurer's station and Altar and between the Chaplain's station and Altar, then turn facing each other.

SUPREME (GRAND) OFFICER: Bethel Guardian and Honored Queen, you will proceed to West of the Altar. The Honored Queen descends the dais and waits on the East Line. The Bethel Guardian marches on the East Line to meet the Honored Queen. They proceed west to the Altar Line then go south around the Altar to a position directly West of the Altar. Honored Queen and Bethel Guardian face East standing side by side. Supreme (Grand) Officer may remain in East or may go to East of Altar. If she goes to East of Altar, she shall take the gavel and Charter with her.

SUPREME (GRAND) OFFICER: You will place your right hand over your heart and repeat the following Obligation: Supreme (Grand) Officer and all Bethel Officers and Council Members place their hands over their hearts.

In the presence of God and these witnesses - I once more affirm on my honor - that I will obey the laws of Job's Daughters International - that I will perform the duties of my office - in accordance with the Constitution and Bylaws of Job's Daughters International, - and Manual of Rules and Regulations of the Grand Guardian Council (if under Grand Jurisdiction) - that I will endeavor to live - in accordance with the teachings - of the Ritual of the Order. That I will work to promote our Order - and encourage those qualified to become members. To this Obligation - I promise faithful obedience - agreeing to vacate my office - by declaration of the Supreme (Grand) Guardian - should I violate my Obligation.

All drop hands when Obligation is complete and Supreme (Grand) Officer steps around Altar. If not at Altar, Supreme (Grand) Officer then goes to Altar (with gavel and Charter). Steps around Altar and presents the Charter to Bethel Guardian and Honored Queen. Both hold Charter.

SUPREME (GRAND) OFFICER: In presenting this Charter, may I remind you that your untiring efforts, enthusiasm, and persistent labor won for you the highest honor that a Supreme (Grand) Guardian Council may grant - that of becoming a Chartered Bethel in ____ (State, Province, or Country). Bethel Guardian, this Charter is entrusted to your care. No meeting is to be opened without the presence of the Charter. Honored Queen, you are now presiding over a Chartered Bethel. Bethel Daughters and Council Members, may you all share in the happiness and pride that this moment brings as it will be a lasting memory for each of you. Supreme (Grand) Officer returns to the East.

SUPREME (GRAND) OFFICER: Supreme (Grand) Secretary, you will make the Proclamation.

SUPREME (GRAND) SECRETARY: By direction of the Supreme (Grand) Guardian, and by authority of the Supreme (Grand) Guardian Council, I now proclaim this Bethel, to be known as Bethel Number ____ of ____ (City) ____ (State, Province, or Country) Job's Daughters International chartered. One rap of gavel (*).

SUPREME (GRAND) OFFICER: Supreme (Grand) Guide and Supreme (Grand) Marshal, you will conduct the Bethel Officers and members to their stations, and the Bethel Guardian Council Members to the sidelines and return to your stations.

Honored Queen and Bethel Guardian proceed directly to the East and place Charter in its proper place as per Ritual. Supreme (Grand) Guide and Supreme (Grand) Marshal march on Altar line to the South and North Marching Lines, turn to face center of Bethel Room, as Officers, Members, and Council members return to their stations or seats. When all have been seated, the Supreme (Grand) Guide and Supreme (Grand) Marshal return to their stations by following regular lines of march.

SUPREME (GRAND) OFFICER: Honored Queen, it is my pleasure that you resume your authority and proceed with the regular business of the Bethel. The Officers assisting with the Chartering may retire. Supreme (Grand) Officer returns gavel to the Honored Queen and may be seated in the East or may retire to sidelines to be seated. Honored Queen makes appropriate remarks and thanks the Supreme (Grand) Officer for presenting the Charter.

CEREMONIES FOR GRAND GUARDIAN COUNCIL

CHARTERING A GRAND GUARDIAN COUNCIL

When all laws and regulations of the SGC have been complied with, and all Executive members of the Bethel Guardian Councils, all Past Bethel Guardians and Past Associate Bethel Guardians are notified of a proposed GGC, application shall be made for a Charter to organize a GGC.

The Supreme Guardian shall call a meeting of all eligible voting members for the purpose of electing the first Executive GGC. The other officers are appointed by the elected Grand Guardian and Associate Grand Guardian. In the event the Supreme Guardian is out of the country or unable to act, the Vice Supreme Guardian shall preside.

A Charter is granted by the Supreme Guardian, or the SGC and the following ceremony shall be used. Eligible members of the SGC shall assist in the ceremony.

CHARTERING CEREMONY:

Before the ceremony, the room shall be set up in proper form as per Ritual. Chairs are to be placed west of the Altar for the Grand Officers who are to be installed. Grand Officers are outside room in order appropriate for their seating for the Installation. Other members of the GGC are also outside Bethel Room. Members shall be in line so that they can be seated easily in the Bethel Room. They may enter through Anteroom or Preparation Room or both depending upon the location of reserved seats.

ENTRANCE OF SUPREME OFFICERS:

Supreme Director of Music is at the instrument. Supreme Guide followed by the Supreme Secretary and Supreme Guardian enter from the Anteroom. Supreme Marshal followed by the Supreme Chaplain and Associate Supreme Guardian enter from the Preparation Room, march east on North and South Marching Lines to Altar Line, turn north and south to center of Altar and proceed to East Line. Supreme Guardian and Associate Supreme Guardian ascend dais, Supreme Guide and Supreme Marshal turn north and south to North and South Marching Lines followed by the Supreme Secretary and Supreme Chaplain, who assume their stations as reached while Supreme Guide and Supreme Marshal proceed to their stations in the West. Officers remain standing until introduced by the Supreme Guardian, then are seated together.

SUPREME GUARDIAN: Friends, we welcome you to this ceremony of forming a Grand Guardian Council of ____ (State, Province, or Country) Job's Daughters International I will be assisted by:

_____ (title) as Associate Supreme Guardian

_____ (title) as Supreme Guide

_____ (title) as Supreme Marshal

_____ (title) as Supreme Secretary

_____ (title) as Supreme Chaplain

_____ (title) as Supreme Director of Music

Supreme Guide and Supreme Marshal, you will retire and invite the Officers who are to be installed to enter. Supreme Guide and Supreme Marshal step to West Marching Line, turn south and north, march to South and North Marching Lines, turn west, bow to Grand Officers who are waiting at the Anteroom and Preparation Room doors. Officers follow Supreme Guide and Supreme Marshal who proceed east to the Altar Line, turn to center of Bethel Room, march on Altar Line to Altar, turn west and allow Grand Officers to march to seats. Supreme Guide and Supreme Marshal assume Waiting Stations as per Ritual.

SUPREME GUARDIAN: Supreme Guide and Supreme Marshal, you will retire and invite all members of this Grand Guardian Council to enter. Supreme Guide and Supreme Marshal leave Waiting Stations, proceed to the West, and escorts members of the GGC to seats reserved for them. One rap of gavel (*).

SUPREME GUARDIAN: Supreme Marshal, you will present the National Emblem west of the Altar. Supreme Marshal retires and presents National Emblem as per Ritual. Musician plays suitable music. Three raps of gavel (***) as Supreme Marshal enters with National Emblem. One verse of National Anthem is sung.

SUPREME GUARDIAN: Supreme Marshal, you will place the Flag in the East. Supreme Marshal proceeds as per Ritual. Pledge may be omitted if not the custom of the government.

SUPREME GUARDIAN: All Citizens of (country) will join in pledging allegiance to the Flag. One rap of gavel (*). Supreme Marshal returns to station as per Ritual.

SUPREME GUARDIAN: Supreme Secretary, you will read the Charter authorizing the formation of this Grand Guardian Council, and names of the members who, as their names are read, will rise and remain standing. Supreme Secretary reads Charter and list of names.

SUPREME GUARDIAN: Supreme Guide and Supreme Marshal, you will present the members on the sidelines to form a semicircle around the Officers. Supreme Guide and Supreme Marshal use regular lines of march as per Ritual. When in position, the Supreme Guide and Supreme Marshal return to Waiting Stations.

SUPREME GUARDIAN: Supreme Chaplain, you will lead us in prayer. Three raps of gavel (***). Supreme Chaplain approaches the Altar as per Ritual, opens Bible, and kneels. Altar music is played.

SUPREME CHAPLAIN: Our Father, we ask Your choicest blessing upon these persons who are about to assume the responsibilities of directing the affairs of this Grand Guardian Council. Give to them the wisdom and courage to build an organization for our Masonic Daughters that will be so filled with the spirit of patience and faith that it will be a benefit not only to those connected with Job's Daughters International, but to all with whom they come in contact. May Your watchful care be ever with them and may all they say and do reflect honor and glory upon You. We ask in Your name's sake. Amen. Supreme Chaplain returns to station as per Ritual. One rap of gavel (*).

SUPREME GUARDIAN: Members of the Grand Guardian Council, you will rise, place your right hand over your heart and assume the following Obligation:

In the presence of Almighty God and these witnesses - I solemnly and sincerely promise - to conform to and support the Constitution and Bylaws - of Job's Daughters International - that I will faithfully perform all duties - and obligations devolved upon me - and I will endeavor to promote the welfare - the future growth - and the prosperity of this organization.

Supreme Guardian goes to the Altar with the Charter and gavel. Stands east of the Altar.

SUPREME GUARDIAN: In presenting this Charter, may I remind you that your interest, your enthusiasm and your persistent labor have won for you the highest privilege it is in the power of the Supreme Guardian Council to grant, that of becoming a Chartered Grand Guardian Council. Supreme Guardian goes around Altar and gives Charter to the Grand Guardian. She then returns to the East.

SUPREME GUARDIAN: Supreme Guide and Supreme Marshal, you will conduct the members of the Grand Guardian Council to their seats, after which you will return to your waiting stations for the Proclamation. Supreme Guide and Supreme Marshal use regular lines of march to conduct the members to the seats reserved for them. One rap of gavel (*).

SUPREME GUARDIAN: Supreme Secretary, you will make the Proclamation.

SUPREME SECRETARY: I now proclaim this Grand Guardian Council to be regularly organized and chartered as the Grand Guardian Council of ____ (State, Province, or Country) Job's Daughters International, under the authority of the Supreme Guardian Council. One rap of gavel (*).

SUPREME GUARDIAN: We will now proceed to install the Grand Officers, who have been elected or appointed to serve this Grand Guardian Council for the ensuing term.

There may be a short recess at this time if approved by the Supreme Guardian. The new Charter shall be placed in the East before proceeding with the Installation of GGC Officers.

INSTALLATION OF GRAND GUARDIAN COUNCIL

Order of installation: (order may be reversed)

Grand Guardian
 Associate Grand Guardian
 Vice Grand Guardian
 Vice Associate Grand Guardian
 Grand Guide and Grand Marshal
 Grand Inner Guard and Grand Outer Guard (if elected)
 Grand Secretary and Grand Treasurer
 Grand Librarian, Grand Chaplain and Grand Director of Music
 Grand Senior and Grand Junior Custodians
 Grand Inner Guard and Grand Outer Guard (if not elected)
 Grand Messengers

Any floor plan with appropriate music planned by the incoming Grand Guardian may be used for the entrance and Installation of the Grand Officers. The Installing Musician shall take her place at the instrument. The Installing Officers leave the line as their stations are reached.

ASSOCIATE INSTALLING OFFICER: I have the honor of introducing ____ (title) who will preside as Installing Officer for this ceremony. Presents gavel.

INSTALLING OFFICER: I have the honor of introducing ____ (title) who will preside as Associate Installing Officer.

INSTALLING OFFICER: We have assembled this evening (afternoon) for the purpose of installing the newly elected and appointed Officers of the Grand Guardian Council of ____ (State, Province, or Country), Job's Daughters International. In installing these Officers, I will be assisted by:

_____ (title) as **Installing Guide**
 _____ (title) as **Installing Marshal**
 _____ (title) as **Installing Chaplain**
 _____ (title) as **Installing Musician**
 _____ (title) as **Installing Secretary**
 _____ (title) as **Installing Flag Bearer**
 _____ (title) as **Installing Senior Custodian**
 _____ (title) as **Installing Junior Custodian**

Installing Guide and Installing Marshal, you will retire and escort into the room the newly elected and appointed Officers who are to serve this Grand Council for the ensuing year. Throughout this ceremony the Installing Guide and Installing Marshal use lines of march and floor work as outlined in the Bethel Installation Ceremony.

INSTALLING OFFICER: Installing Guide and Installing Marshal, you will escort the Flag of our Country into the room. Installing Guide and Installing Marshal retire to Preparation Room followed by the Installing Flag Bearer. (Diagram 16) Three raps of gavel (***) as Flag Bearer returns with the Flag followed by the Installing Guide and Installing Marshal. Installing Guide and Installing Marshal wait on the sidelines. When Flag is west of Altar, sing one verse of National Anthem. (Diagram 16)

INSTALLING OFFICER: Installing Flag Bearer, you will place the Flag in the East. Installing Flag Bearer proceeds to the East. Installing Guide and Installing Marshal proceed east on North Marching Line. (Diagram 16) Pledge may be omitted if not the custom of the government.

INSTALLING OFFICER: All citizens of (Country) will join in pledging allegiance to the Flag. One rap of gavel (*) as Flag Bearer turns to return to station. Installing Marshal and Installing Guide escort Installing Flag Bearer to station. (Diagram 17) Escort of other flags is optional.

INSTALLING OFFICER: We will now install into their respective stations, the Officers who have been elected and appointed to serve this Grand Guardian Council for the ensuing year. Before proceeding, we will ask the blessing of our Heavenly Father. Installing Chaplain, you will attend at the Altar. Three raps of gavel (***). Installing Chaplain attends at the Altar and opens Bible. Kneels.

INSTALLING CHAPLAIN: Heavenly Father, source of all love and compassion, let Your blessings rest upon us as we seek to do Your will. Give to these officers who are about to assume leadership of our Daughters in this jurisdiction, wisdom, courage, and love. Keep them true that they may be fit leaders for "The Fairest In The Land". Bless our Order, that the work we strive to do may be attuned to Your Divine plan. Amen. Installing Chaplain returns to station. One rap of gavel (*).

INSTALLING OFFICER: Installing Secretary, you will call the roll of Officers elected and appointed to serve this Grand Guardian Council for the ensuing term, who as their names are read, will rise and remain standing. Installing Secretary reads office, name, and titles.

INSTALLING OFFICER: You will place your right hand over your heart and repeat the following Obligation:

I solemnly affirm on my honor - that I will conform to the Constitution and Bylaws - of the Supreme Guardian Council - and the Manual of Rules and Regulations - of the Grand Guardian Council of _____ (State, Province, or Country):

That I will faithfully perform - the duties of my office - and earnestly endeavor - to promote the welfare - and prosperity of our Order;

That I will endeavor - by precept and example - to encourage in our Daughters - the practice of those virtues - principles and lofty ideals – which adorn womanhood - and make life rich, full and abundant. One rap of gavel (*).

INSTALLING OFFICER: Installing Guide and Installing Marshal, you will present the Grand Guardian at the Altar, cause her to kneel and place her hands on the Holy Bible.

When in position, Installing Officer proceeds. The Installing Officer may install the Grand Guardian from the East or at the Altar. If she leaves the East, she shall take the gavel with her.

INSTALLING OFFICER: You will repeat after me: I sincerely promise that I will faithfully obey - and justly enforce - the Constitution and Bylaws - of the Supreme Guardian Council - and the Manual of Rules and Regulations - of this Grand Guardian Council – Job's Daughters International - that I will perform the duties of my office - to the best of my ability - that I will promote the growth of our Order and foster its welfare - and that I will strive to be fair and impartial - in the exercise of the powers of my office - so help me God. Amen.

Grand Guardian rises. Solo or appropriate selection may precede her escort to the East. If the Installing Officer is at the Altar, she may escort the Grand Guardian to the East. The Installing Guide and Installing Marshal go to Waiting Stations. If she does not escort the Grand Guardian to the East or if she remained in the East, she says:

INSTALLING OFFICER: Installing Guide and Installing Marshal, you will escort the Grand Guardian to the East. Installing Guide and Installing Marshal proceed to Altar Line, with Grand Guardian in center, march to East Line. Grand Guardian ascends Dais, Installing Guide and Installing Marshal back to Custodians pedestals, facing each other. Three raps of gavel (***). Grand Guardian is introduced.

INSTALLING OFFICER: Grand Guardian, the duties of your office are defined in the Manual of Rules and Regulations of this Grand Guardian Council and Constitution and Bylaws of the Supreme Guardian Council, which are entrusted in your care. Into your custody is given the Charter of this Grand Council. In your keeping is now entrusted the guidance and control of our Order in this jurisdiction.

Yours is an office of great responsibility as the welfare of the organization depends upon the manner in which you conduct its affairs. It is our prayer that our Heavenly Father will give you courage to meet every difficulty, wisdom to judge each question aright and grace to sustain you in the performance of every duty. One rap of gavel (*). Installing Officer hands gavel to Assoc. Installing Officer.

ASSOCIATE INSTALLING OFFICER: **Installing Guide and Installing Marshal, you will present the Associate Grand Guardian at the Altar.** When in position: Associate Grand Guardian, it is your duty to assist the Grand Guardian in the performance of her duties, to assist her in all matters pertaining to the welfare of the Order and its relationship to Freemasonry, and to preside when requested to do so. The exercise of the principles of Freemasonry will enable you to perform your duties with honor and credit. Are you willing to assume these responsibilities? (Answer: I am.)

Solo or appropriate selection may precede his escort to the East.

ASSOCIATE INSTALLING OFFICER: **Installing Guide and Installing Marshal, you will escort the Associate Grand Guardian to the East.** Three raps of gavel (***). Introduces the Associate Grand Guardian. One rap of gavel (*). Returns gavel to the Installing Officer.

INSTALLING OFFICER: **Installing Guide and Installing Marshal, you will present the Vice Grand Guardian to the Altar.** (When in position.) Vice Grand Guardian, it is your duty to assist the Grand Guardian and assume her duties during her absence or disability. It is also your duty to promote the growth and welfare of the Order. You are a weaver, adding new threads to our cloth of gold. Let it be your endeavor to add to its beauty, enhance its value and promote its usefulness.

Installing Guide and Installing Marshal, you will escort the Vice Grand Guardian to the East. Introduces the Vice Grand Guardian. Installing Guide and Installing Marshal return to Waiting Stations. Installing Officer hands gavel to Associate Installing Officer.

ASSOCIATE INSTALLING OFFICER: **Installing Guide and Installing Marshal, you will present the Vice Associate Grand Guardian at the Altar.** When in position. Vice Associate Grand Guardian, it is your duty to assist the Associate Grand Guardian and assume his duties during his absence. Your past experience and a careful study of our laws will prepare you for the performance of these important duties.

Installing Guide and Installing Marshal, you will escort the Vice Associate Grand Guardian to the East. Introduces the Vice Associate Grand Guardian. Installing Guide and Installing Marshal return to Waiting Stations. Associate Installing Officer returns gavel to Installing Officer.

INSTALLING OFFICER: **Installing Guide and Installing Marshal, you will present the Grand Guide and Grand Marshal at the Altar.** When in position.

Grand Guide, it is your duty to escort distinguished guests and bring such matters before the Grand Guardian Council as will promote the growth and welfare of the organization.

Grand Marshal, it is your duty to assist the Grand Guide, to present and care for our National Emblem, and to perform such other duties as may be assigned to you by the Grand Guardian.

Installing Guide and Installing Marshal, you will escort these officers to their stations. Introduce Officers when they arrive at their stations. Installing Guide and Installing Marshal return to Waiting Stations.

If the Grand Inner Guard and Grand Outer Guard are elected officers, they are installed at this time.

INSTALLING OFFICER: ____ **Grand Inner Guard, ____ Grand Outer Guard.** Rise as names are called. **Installing Guide and Installing Marshal, you will present the Grand Inner Guard and the Grand Outer Guard at the Altar.** When in position.

Grand Inner Guard and Grand Outer Guard, your duty is to guard the doors of the Grand Guardian Council at its Annual Session. A deeper obligation rests upon you to devote your efforts to promote the growth and influence of the Order. Be ever alert in the performance of your duties.

Installing Guide and Installing Marshal, you will escort the Grand Inner Guard and Grand Outer Guard to their stations. Installing Guide and Installing Marshal return to Waiting Stations.

INSTALLING OFFICER: **Installing Guide and Installing Marshal, you will present the Grand Secretary and Grand Treasurer at the Altar.** When in position:

Grand Secretary, it is your duty to keep a record of all proceedings of the Grand Guardian Council and make an annual report thereof, to receive all monies due the Grand Guardian Council and turn them over to the Grand Treasurer and perform the many other duties defined in the laws of the Order. Our progress depends largely upon the skill and intelligence with which you perform the trust that has been committed to you. Promptness and accuracy are essential.

Grand Treasurer, it is your duty to have charge of all funds and securities belonging to the Grand Guardian Council; to receive all monies from the Grand Secretary, keeping an accurate account of the same and make a complete report at the annual meeting. Integrity and honor will guide you in the faithful performance of your duties.

Installing Guide and Installing Marshal, you will escort these officers to their stations. Introduce Officers when they arrive at their stations. They are then seated. Installing Guide and Installing Marshal return to Waiting Stations.

INSTALLING OFFICER: _____ Grand Librarian, _____ Grand Chaplain, _____ Grand Director of Music. Rise as names are called. Installing Guide and Installing Marshal, you will present these Officers at the Altar. When in position.

Grand Librarian, it is your duty to recommend to Bethels, articles and books that will be helpful to Bethel Librarians. Whoever can develop a new idea, impel a noble thought, or cause to be expressed one lofty sentence, bestows a great blessing on the world. Give to your selections for our Daughters your most earnest and prayerful consideration.

Grand Chaplain, it is your duty to attend at the Altar and lead this body in its devotions. Prayer is an incense moving heavenward, fraught with hopes and desires. The beauty and the uplifting influence of sincere utterance of faith in God's guidance and ever ready strength as expressed in prayer, means much to our meetings. May God guide you in preparing for this service.

Grand Director of Music, it is your duty to supervise and direct the music in this Grand Jurisdiction. God gave us music. It is the essence of our Order and leads to all that is good, beautiful and harmonious. So attune your life that you may impart the heavenly gift of music to our Bethels. How necessary to consider the message you would bring through the strings of your instrument.

Installing Guide and Installing Marshal, you will escort these Officers to their stations. Installing Guide and Installing Marshal return to Waiting Stations.

INSTALLING OFFICER: _____ Grand Senior Custodian, _____ Grand Junior Custodian. Rise as names are called. Installing Guide and Installing Marshal, you will present the Grand Senior Custodian and the Grand Junior Custodian at the Altar. When in position.

Grand Custodians, it is your duty to care for the properties of the Grand Guardian Council during its session and at all times to give the Grand Guardian such assistance as she may require of you. May your faithfulness to duty be of great benefit to our Order.

Installing Guide and Installing Marshal, you will escort the Grand Senior Custodian and Grand Junior Custodian to their stations. Installing Guide and Installing Marshal return to Waiting Stations.

If the Grand Inner Guard and Grand Outer Guard are elected officers, they are installed at this time.

INSTALLING OFFICER: _____ Grand First Messenger, _____ Grand Second Messenger, _____ Grand Third Messenger, _____ Grand Fourth Messenger, _____ Grand Fifth Messenger. Rise as names are called. Installing Guide and Installing Marshal, you will present the Grand Messengers at the Altar. When in position.

Grand Messengers, you are to fill the five stations representing the story of the life of Job, upon which the Ritual of our Order is founded. Your duty is to assist the Grand Guardian when requested to do so. Job's Daughters are "The Fairest In All The Land". With patience strive, in faith be firm, God will reward your high endeavor and may you ever be true messengers of helpfulness.

Installing Guide and Installing Marshal, you will escort the Grand Messengers to their stations. Installing Guide and Installing Marshal return to Waiting Stations.

INSTALLING OFFICER: Installing Secretary, you will proclaim the Officers of this Grand Guardian Council duly and legally installed.

INSTALLING SECRETARY: By direction of the Installing Officer, and by authority of the **Supreme Guardian Council, I now proclaim the officers of the Grand Guardian Council of _____** (State, Province, or Country) **International Order of Job's Daughters, duly and legally installed for the ensuing year.** One rap of gavel (*).

INSTALLING OFFICER: Grand Guardian, I now present you with the gavel, the emblem of your authority as Grand Guardian. Wield it with wisdom, justice, and equality. May our Order be a lasting monument to the virtues illustrated in the life of Job - patience, faith, wisdom, and justice. With God's help, may you conduct its affairs with thoughtful care for the benefit of our Masonic Daughters. Thus will our Order increase in prosperity and be an influence for good as the future unfolds.

I congratulate you and the newly installed Officers. We all wish for you a most successful year. Grand Guardian then takes charge.

CEREMONIES FOR SUPREME GUARDIAN COUNCIL

INSTALLATION OF SUPREME GUARDIAN COUNCIL

Order of installation: (Supreme Guardian first)

Supreme Guardian
 Associate Supreme Guardian
 Vice Supreme Guardian
 Vice Associate Supreme Guardian
 Supreme Guide and Supreme Marshal
 Supreme Inner Guard and Supreme Outer Guard
 Supreme Secretary and Supreme Treasurer
 Supreme Librarian, Supreme Chaplain and Supreme Director of Music
 Supreme Senior Custodian and Supreme Junior Custodian
 Supreme Messengers

Order of installation: (Supreme Guardian last)

Supreme Senior and Supreme Junior Custodian
 Supreme Librarian, Supreme Chaplain and Supreme Director of Music
 Supreme Messengers
 Supreme Secretary and Supreme Treasurer
 Supreme Inner Guard and Supreme Outer Guard
 Supreme Guide and Supreme Marshal
 Vice Associate Supreme Guardian
 Vice Supreme Guardian
 Associate Supreme Guardian
 Supreme Guardian

Any floor plan with appropriate music planned by the incoming Supreme Guardian may be used for the entrance and installation of the Supreme Officers (Escorts optional).

The Installing Musician shall take their place at the instrument.

PRELUDE INSTALLING MUSICIAN (optional)

ENTRANCE OF HOST AND HOSTESS

The Host and Hostess are escorted to the East by the Installing Junior and Installing Senior Custodian.

HOST: **I have the honor of introducing _____ who will serve as Hostess for this ceremony.**
 Presents gavel to hostess.

HOSTESS: **I have the honor of introducing _____ who will serve as Host for this ceremony.**
 The Host and Hostess give their addresses of welcome.

HOSTESS: **Installing Junior Custodian and Installing Senior Custodian, you will escort the Supreme Guardian and Associate Supreme Guardian to the East.**

The Installing Junior and Senior Custodians escort the Supreme Guardian and the Associate Supreme Guardian to the East and remain at waiting stations on East Line. Three raps of gavel (***).

HOSTESS: **It is with pleasure that I introduce _____ Supreme Guardian of Job's Daughters International.**

HOST: **It is with pleasure that I introduce _____ Associate Supreme Guardian of Job's Daughters International.**

HOSTESS: Installing Junior Custodian and Installing Senior Custodian, you will escort the Grand Guardian and Associate Grand Guardian of _____ and _____ to the East. The Installing Junior Custodian and Installing Senior Custodian retire and escort the Grand Guardians and Associate Grand Guardians. They enter in couples, with the Grand Guardian and Associate Grand Guardian from the Supreme Guardian's jurisdiction following the Installing Junior Custodian and the Grand Guardian and Associate Grand Guardian from the Associate Supreme Guardian's jurisdiction following the Installing Senior Custodian. All will proceed east to the Altar Line turn north and south to center of Altar and then proceed to the East.

HOSTESS: It is with pleasure that I introduce _____ Grand Guardian of _____ and _____ Grand Guardian of _____.

HOST: It is with pleasure that I introduce _____ Associate Grand Guardian of _____ and _____ Associate Grand Guardian of _____.

HOSTESS: Installing Junior Custodian and Installing Senior Custodian, you will escort the Supreme Bethel Honored Queen and Miss International Job's Daughter to the East.

It is with pleasure that I introduce:

_____ **Supreme Bethel Honored Queen**

_____ **Miss International Job's Daughter**

HOSTESS: Installing Junior Custodian and Installing Senior Custodian, you will retire and escort into the room the Installing Officer and Associate Installing Officer.

The Custodians, followed by the Installing Officer and Associate Installing Officer, march directly to the Altar Line, turn north and south, march to center of Altar, then turning east proceed to East Line. Custodians wait on East Line and Installing Officer and Associate Installing Officer proceed to East.

HOSTESS: It is with pleasure that I introduce _____ who will serve as the Installing Officer for the evening.

HOST: It is with pleasure that I introduce _____ who will serve as the Associate Installing Officer for the evening.

The Hostess presents gavel to the Installing Officer. Host and Hostess are seated in the East. Installing Junior and Senior Custodians remain standing at their stations.

INSTALLING OFFICER: Installing Junior and Senior Custodians, you will retire and invite the other Installing Officers into the room.

The Custodians go directly to Altar Line, turn north and south, then proceed to West Line, taking position in the line of Installing Officers. Installing Guide and Installing Marshal, followed by other Installing Officers, march to Altar Line, turn north and south to center of Altar, turn east to East Line, turn north and south on East Line and face west for introduction.

INSTALLING OFFICER: We have assembled here this evening for the purpose of installing the newly elected and appointed officers of the Supreme Guardian Council and Supreme Deputies of Job's Daughters International. In installing these officers, I will be assisted by:

_____ **Installing Guide**

_____ **Installing Marshal**

_____ **Installing Chaplain**

_____ **Installing Secretary**

_____ **Installing Musician**

_____ **Installing Senior Custodian**

_____ **Installing Junior Custodian**

_____ **Installing Flag Bearer**

The incoming Supreme Guardian has the option of having more than one Flag Bearer and a Bible Bearer.

INSTALLING OFFICER: Installing Guide and Installing Marshal, you will conduct the Installing Officers to their stations. The Installing Guide and Installing Marshal turn south and north to South and North Lines, turn west and proceed to their stations. The other Installing Officers drop off at their stations.

INSTALLING OFFICER: Installing Guide and Installing Marshal, you will escort the Supreme Deputies into the room. Installing Guide and Installing Marshal march to South and North Marching Lines, then west to the entrances where they will remain until all have entered, then return to their stations.

INSTALLING OFFICER: Installing Guide and Installing Marshal, you will conduct the newly elected and appointed officers who are to serve the Supreme Guardian Council for the ensuing year into the room.

The entrance march and the seating formation for the Supreme Officers are planned by the incoming Supreme Guardian. The Installing Guide and Installing Marshal march to South and North Marching Lines, then west to the entrances where they will remain until all officers have entered according to the entrance ceremony. They will then take their seats.

INSTALLING OFFICER: Installing Guide, Installing Marshal, and Installing Chaplain (or Installing Bible Bearer), you will retire for the presentation of the Bible.

The Installing Guide and Installing Marshal march to Installing Chaplain's (or Installing Bible Bearer's) station and escort her/him to the entrance. Three raps of gavel (***). Any special Bible Ceremony planned by the incoming Supreme Guardian may take place at this point. Otherwise the Installing Chaplain (or Installing Bible Bearer) carrying the Bible, followed by the Installing Guide and Installing Marshal marches to a point even with the Chaplain's station. Installing Chaplain (or Installing Bible Bearer) proceed to the Altar, places the Bible on the Altar and returns to her station. At the same time Installing Guide and Installing Marshal return to stations.

INSTALLING OFFICER: Installing Flag Bearer, you will present the National Flag, west of the Altar. Installing Guide and Installing Marshal, you will escort the Flag into the room.

The Installing Guide and Installing Marshal march to Installing Flag Bearer's station and escort her/him to the entrance. The Installing Flag Bearer returns followed by the Installing Guide and Installing Marshal. As Installing Flag Bearer enters, the Installing Officer sounds three raps of gavel (***). Installing Flag Bearer proceeds east on North Marching Line until an appropriate opening presents itself according to the seating plan so that she/he can present the Flag west of the Altar. Installing Guide and Installing Marshal proceed east on North Marching Line until west of the Altar in line with the Installing Flag Bearer. They wait on the North Marching Line, facing east. When Flag is west of Altar one verse of National Anthem is sung.

INSTALLING OFFICER: Installing Guide and Installing Marshal, you will escort the Flag to the East. The Installing Flag Bearer steps to the north side of the Altar and takes two steps to the East. Installing Guide and Installing Marshal march east on the North Line to Altar Line, turn south and take positions on either side of Flag Bearer. They proceed to the East Line. Installing Guide and Installing Marshal remain on East Line. Flag Bearer posts Flag in the East.

INSTALLING OFFICER: All citizens of (Country) will repeat the Pledge of Allegiance. (if applicable) Installing Guide and Installing Marshal escort Installing Flag Bearer to her/his station and return to their stations. Other flags may be escorted or posted at the incoming Supreme Guardian's discretion. If a special Flag Ceremony is used, directions shall be given to the Installing Officer. At conclusion of Flag Ceremony one rap of gavel (*).

INSTALLING OFFICER: Before installing the officers who have been elected or appointed to serve the Supreme Guardian Council, Job's Daughters International, for the ensuing term, let us ask the blessing of our Father in Heaven. Installing Chaplain, you will attend at the Altar. Three raps of gavel (***). Installing Musician plays appropriate music

INSTALLING CHAPLAIN: Our Heavenly Father, help us to realize that You are Life, Truth and Love; to know that all we have and are, or may ever become, is a divine gift from You. May Your choicest blessings of harmony, love and wisdom fill the hearts and minds of each one in this room. Give these officers strength and wisdom to guide them in this work we love. Bless, we beseech you, the mothers and fathers of the Daughters entrusted to our care and guidance.

May we live always as in Your presence. Amen. The Installing Chaplain returns to station. Installing Musician plays appropriate music. One rap of gavel (*).

INSTALLING OFFICER: Installing Secretary, you will read the names of those elected and appointed to serve the Supreme Guardian Council for the ensuing year, who, as their names are read will rise and remain standing.

INSTALLING SECRETARY:

Supreme Guardian _____

Associate Supreme Guardian _____

Vice Supreme Guardian _____

Vice Associate Supreme Guardian _____

Supreme Guide _____

Supreme Marshal _____

Supreme Inner Guard _____

Supreme Outer Guard _____

Supreme Secretary _____

Supreme Treasurer _____

Supreme Librarian _____

Supreme Chaplain _____

Supreme Director of Music _____

Supreme Senior Custodian _____

Supreme Junior Custodian _____

Supreme First Messenger _____

Supreme Second Messenger _____

Supreme Third Messenger _____

Supreme Fourth Messenger _____

Supreme Fifth Messenger _____

INSTALLING OFFICER: You will place your right hand over your heart and assume the following obligation: In the presence of Almighty God and these witnesses – I solemnly promise – that I will conform to and support – the Constitution and Bylaws – of the Supreme Guardian Council – Job’s Daughters International – that I will faithfully perform – all the duties and obligations – which devolve upon me – in assuming my office – and that I will always endeavor – to promote the welfare – future growth – and spiritual integrity – of this organization. One rap of gavel (*).

INSTALLING OFFICER: Installing Guide and Installing Marshal, you will present the Supreme Guardian at the Altar.

Installing Guide and Installing Marshal proceed to waiting stations. Turning north and south they march to a point north and south of the Altar and turn west. As they enter the semicircle, the Supreme Guardian advances, kneels at the Altar and places her hands on the Holy Bible.

Supreme Guardian, into your hands and keeping devolves the control and guidance of this organization. It is your duty to enforce all laws and to see that the Constitution is upheld throughout the Supreme domain. Yours is an office which carries with it great responsibilities, as the welfare of our organization depends on the manner in which you conduct its affairs. Obey not only the letter but the spirit of the laws. Installing Officer places gavel over heart.

You will repeat after me: I sincerely promise – that I will faithfully obey – and justly enforce – the Constitution and Bylaws – of the Supreme Guardian Council – Job’s Daughters International – that I will perform the duties of my office - to the best of my ability – that I will promote the growth of our Order – and foster its welfare – and that I will strive to be fair and impartial in the exercise of the powers of my office – so help me God. Amen. Installing Officer places gavel at her side.

There is a dignity not gained by position. It is a dignity of charity and kindness. It arises not from selfishness, but from justice and a sense of its importance in our lives and in our relations one toward another. We who walk the pathway with you pray that our Heavenly Father will give you the courage to meet every difficulty, wisdom to judge each question aright, and His grace to sustain you in the performance of your duties. DO NOT TURN THE BIBLE. Supreme Guardian rises.

SPECIAL SONG (Optional)

INSTALLING OFFICER: Installing Guide and Installing Marshal, you will escort the Supreme Guardian and her escort(s) (optional) to the East.

Installing Guide and Installing Marshal step around Altar, escort(s) march on Altar Line to Supreme Guardian and all proceed to the East Line. Three raps of gavel (***). The Installing Guide and Installing Marshal return to waiting stations. Supreme Guardian and escort(s) ascend to the East.

INSTALLING OFFICER: It is with pleasure that I introduce your Supreme Guardian _____. One rap of gavel (*). The Supreme Guardian and escort(s) are seated. Installing Officer hands gavel to the Associate Installing Officer.

ASSOCIATE INSTALLING OFFICER: Installing Guide and Installing Marshal, you will present the Associate Supreme Guardian at the Altar.

Installing Guide and Installing Marshal proceed from Waiting Stations (Altar Line at South and North Marching Lines) north and south to a point north and south of the Altar and turn west. As they enter the semicircle, the officer to be installed advances to the Altar.

Associate Supreme Guardian, your duty is to assist the Supreme Guardian in the performance of her duties, preside when requested to do so, and in all things pertaining to the welfare of the Order give your best counsel and advice. Let no worldly consideration swerve you from the path of duty and the virtues of justice and truth, ever remembering that by the practice of the pure principles of Freemasonry you can best serve our Daughters.

SPECIAL SONG (Optional)

ASSOCIATE INSTALLING OFFICER: Installing Guide and Installing Marshal, you will escort the Associate Supreme Guardian and his escort(s) (optional) to the East. Three raps of gavel (***). The Installing Guide and Installing Marshal return to waiting stations. Associate Supreme Guardian and escort(s) ascend to the East.

ASSOCIATE INSTALLING OFFICER: It is with pleasure that I introduce your Associate Supreme Guardian _____. One rap of gavel (*).

The Associate Supreme Guardian and escort(s) are seated in East. After conducting officer to the East, the Installing Guide and Installing Marshal return to waiting stations. Gavel is handed to Installing Officer.

INSTALLING OFFICER: Installing Guide and Installing Marshal, you will present the Vice Supreme Guardian at the Altar.

Installing Guide and Installing Marshal proceed from Waiting Stations (Altar Line at South and North Marching Lines) north and south to appoint north and south of the Altar and turn west. As they enter the semicircle, the officer to be installed advances to the Altar.

Vice Supreme Guardian, it is your duty to assist the Supreme Guardian and assume her duties if she is unable to continue in her office. Promote, as far as possible, the growth and welfare of this Order. Be gracious in manner, thoughtful and kind, expressing in your daily life the principles we strive to teach. The Great Weaver is adding new threads to the cloth of pure gold and may all your actions add beauty, enhance value, and promote usefulness as you serve our Order.

Installing Guide and Installing Marshal, you will escort the Vice Supreme Guardian to the East.

The Vice Supreme Guardian and escort(s) are seated in East. After conducting officer to the East, the Installing Guide and Installing Marshal return to waiting stations.

The Installing Officer introduces Vice Supreme Guardian in the East and hands gavel to Associate Installing Officer.

ASSOCIATE INSTALLING OFFICER: Installing Guide and Installing Marshal, you will present the Vice Associate Supreme Guardian at the Altar.

Installing Guide and Installing Marshal proceed from Waiting Stations (Altar Line at South and North Marching Lines) north and south to a point north and south of the Altar and turn west. As they enter the semicircle, the officer to be installed advances to the Altar.

Vice Associate Supreme Guardian, it is your duty to assist the Vice Supreme Guardian in all promotional work allotted to her and assume the duties of the Associate Supreme Guardian in his absence or disability. Make yourself thoroughly familiar with the Constitution and Bylaws of the Supreme Guardian Council, so that you may be prepared to give assistance when called upon to do so.

Installing Guide and Installing Marshal, you will escort the Vice Associate Supreme Guardian to the East.

The Vice Associate Supreme Guardian and escort(s) are seated in East. After conducting officer to the East, the Installing Guide and Installing Marshal return to waiting stations.

The Associate Installing Officer introduces the Vice Associate Supreme Guardian in the East and hands gavel to the Installing Officer.

INSTALLING OFFICER: Installing Guide and Installing Marshal, you will present the Supreme Guide and the Supreme Marshal at the Altar.

Installing Guide and Installing Marshal proceed from Waiting Stations (Altar Line at South and North Marching Lines) north and south to a point north and south of the Altar, and turn west. As they enter the semicircle, the officers to be installed advance to the Altar.

Supreme Guide, it is your duty to bring before the Supreme Guardian Council such matters as may enhance the value and well being of this organization.

Supreme Marshal, to you comes the honor of caring for our beloved National Emblems. It is your duty to assist the Supreme Guide.

Installing Guide and Installing Marshal, you will conduct these officers to their stations.

After conducting the officers to their stations, the Installing Guide and Installing Marshal return to waiting stations. The Installing Officer introduces these officers when in position, then hands gavel to the Associate Installing Officer.

ASSOCIATE INSTALLING OFFICER: Installing Guide and Installing Marshal, you will present the Supreme Inner and the Supreme Outer Guards at the Altar.

Installing Guide and Installing Marshal proceed from Waiting Stations (Altar Line at South and North Marching Lines) north and south to a point north and south of the Altar and turn west. As they enter the semicircle, the officers to be installed advance to the Altar.

Supreme Inner and Supreme Outer Guard, you are to protect the interest of our Order, guard the doors of our assembly room and promote the good of our Order.

Installing Guide and Installing Marshal, you will conduct these officers to their stations.

After conducting the officers to their stations, the Installing Guide and Installing Marshal return to waiting stations. The Associate Installing Officer introduces these officers when in position. If Supreme Secretary, Supreme Treasurer, Supreme Chaplain, Supreme Director of Music or Supreme Librarian is a Mason, the Associate Installing Officer shall give the officers(s) their charge.

INSTALLING OFFICER OR ASSOCIATE INSTALLING OFFICER: Installing Guide and Installing Marshal, you will present the Supreme Secretary and Supreme Treasurer at the Altar.

Installing Guide and Installing Marshal proceed from Waiting Stations (Altar Line at South and North Marching Lines) north and south to a point north and south of the Altar and turn west. As they enter the semicircle, the officers to be installed advance to the Altar.

Supreme Secretary, you are to keep an Official Seal and affix impression of same to all official documents and perform such other duties as directed by the Supreme Guardian.

Supreme Treasurer, it shall be your duty to perform such duties as may be assigned to you by the Supreme Guardian.

May your offices be a reminder to all that honesty and integrity are essential in our daily lives.

Installing Guide and Installing Marshal, you will conduct these officers to their stations.

The Supreme Secretary and Supreme Treasurer follow the Installing Guide to their stations. After conducting the officers to their stations, the Installing Guide and Installing Marshal return to waiting stations.

INSTALLING OFFICER: Installing Guide and Installing Marshal, you will present the Supreme Librarian, Supreme Chaplain and Supreme Director of Music at the Altar.

Installing Guide and Installing Marshal proceed from Waiting Stations (Altar Line at South and North Marching Lines) north and south to a point north and south of the Altar, and turn west. As they enter the semicircle, the officers to be installed advance to the Altar.

Supreme Librarian, to aid in the selection of good literature is one of the greatest privileges of your office. May the ideals of pure thoughts be embodied in your work.

Supreme Chaplain, so live that your prayers may be recognized as true supplications to our Creator.

Supreme Director of Music, may your life exemplify to all the harmony expressed in song and rhythm.

Installing Guide and Installing Marshal, you will conduct these officers to their stations.

Supreme Librarian, Supreme Chaplain and Supreme Director of Music follow Installing Marshal to their stations. After conducting the officers to their stations, the Installing Guide and Installing Marshal return to waiting stations.

INSTALLING OFFICER: Installing Guide and Installing Marshal, you will present the Supreme Senior Custodian and Supreme Junior Custodian at the Altar.

Installing Guide and Installing Marshal proceed from Waiting Stations (Altar Line at South and North Marching Lines) north and south to a point north and south of the Altar and turn west. As they enter the semicircle, the officers to be installed advance to the Altar.

Supreme Custodians, your duty is to serve as escorts when requested to do so, and to perform such duties as may be assigned by the Supreme Guardian. Every duty merits attention to detail and exactness of execution.

Installing Guide and Installing Marshal, you will conduct these officers to their stations.

After conducting the officers to their stations, the Installing Guide and Installing Marshal return to waiting stations.

INSTALLING OFFICER: Installing Guide and Installing Marshal, you will present the five Supreme Messengers at the Altar.

Installing Guide and Installing Marshal proceed from Waiting Stations (Altar Line at South and North Marching Lines) north and south to a point north and south of the Altar, and turn west. As they enter the semicircle, the officer(s) to be installed advances to the Altar.

Supreme Messengers, your titles indicate your service. May you ever be messengers promoting the ideals of our Order throughout the world.

Installing Guide and Installing Marshal, you will conduct these officers to their stations.

Installing Guide followed by the Supreme First, Second and Fifth Messengers, leave on south side of Altar to Altar Line, south to South Marching Line, proceeds around the outside of Messengers' stations, and enters semicircle between the Second and Fifth Messengers' stations. Installing Marshal followed by Supreme Third and Fourth Messengers, leaves on north side of Altar to Altar Line, north to North Marching Line, proceeds around the outside of the Messengers' stations, and enters semicircle between the stations of Fourth and Fifth Messengers. Messengers assume stations as Installing Guide and Installing Marshal proceed through the semicircle to Altar Line. After conducting the officers to their stations, the Installing Guide and Installing Marshal return to waiting stations.

INSTALLING OFFICER: Installing Secretary, you will read the names of those appointed to serve as Supreme and Assisting Supreme Deputies for the ensuing year, who as their names are read will rise and remain standing.

Installing Guide and Installing Marshal, you will present the Supreme and Assisting Supreme Deputies for installation.

Installing Guide and Installing Marshal march to the Deputies' line.

You will place your right hand over your heart and repeat the following obligation: In the presence of Almighty God – and these witnesses – I solemnly and sincerely promise – that I will conform to and support – the Constitution and Bylaws – of the Supreme Guardian Council – Job’s Daughters International. – That I will adhere to the Supreme Book of Ceremonies – in the performance of my duties, - and that I will promote Job’s Daughters International – throughout the Job’s Daughters’ world.

Supreme Deputies, to you has been the responsibility of making known to eligible persons the teachings and principles of Job’s Daughters; to assist Bethels not under Grand Guardian Councils in their understanding of the Ritual and Supreme Law, and to promote Job’s Daughters International in such areas as directed by the Supreme Guardian. Your good work will strengthen our Order throughout the Job’s Daughters’ world. One rap of gavel (*). Supreme and Assisting Supreme Deputies are seated. Installing Guide and Installing Marshal return to their waiting stations.

INSTALLING OFFICER: Installing Secretary, you will proclaim the officers and deputies of the Supreme Guardian Council duly and legally installed.

INSTALLING SECRETARY: By direction of the Installing Officer and under the authority of the Supreme Guardian Council, of Job’s Daughters International, I proclaim its Officers and Deputies duly and legally installed. One rap of gavel (*).

INSTALLING OFFICER: Supreme Guardian, I now present you with the gavel, the emblem of your authority as Supreme Guardian. Wield it with wisdom justice and equality. May our Order be a lasting monument to the virtues illustrated in the life of Job...patience, wisdom and justice. With God’s help may you conduct its affairs with thoughtful care for the benefit of our Masonic Daughters.

Installing Guide and Installing Marshal, you will retire the Installing Officers and conduct them to the East.

ADDRESS OF THE SUPREME GUARDIAN AND ASSOCIATE SUPREME GUARDIAN

ANNOUNCEMENT OF STANDING COMMITTEES

PRESENTATION OF SUPREME GUARDIAN AND ASSOCIATE SUPREME GUARDIAN JEWELS

PRESENTATION OF PAST SUPREME GUARDIAN AND PAST ASSOCIATE SUPREME GUARDIAN JEWELS

PRESENTATIONS (Only those approved by the Supreme Guardian)

REMARKS

SUPREME GUARDIAN: Supreme Chaplain, you will attend at the Altar.

Supreme Chaplain attends at the Altar. A song may be sung or prayer may be given with Chaplain kneeling. Otherwise she/he closes Bible and returns to her/his station.

SUPREME GUARDIAN: Supreme Marshal you will make the proclamation.

SUPREME MARSHAL: By direction of the Supreme Guardian, I proclaim this _____ Annual Session of the Supreme Guardian Council from labor to rest, to convene in _____ on _____.

CLOSING CEREMONY

Any ceremony planned by the Supreme Guardian may be used for closing ceremony.

SUPREME GUARDIAN: The Supreme Officers will retire after which they will receive your greetings.

INSTALLATION OF SUPREME BETHEL

Floor work as per Supreme Book of Ceremonies.

ENTRANCE OF THE SUPREME BETHEL GUARDIAN AND THE ASSOCIATE SUPREME BETHEL GUARDIAN

The Supreme Bethel Guardian and Associate Supreme Bethel Guardian escorted by the Installing Junior Custodian and the Installing Senior Custodian enter the Supreme Bethel room and proceed to the East as per Ritual. Associate Supreme Bethel Guardian presents the Supreme Bethel Guardian with the gavel.

SUPREME BETHEL GUARDIAN: The Supreme Bethel of Job's Daughters International is about to convene for the Ceremony of Installation. Associate Supreme Bethel Guardian, you will retire and escort the Supreme Bethel Installing Officer into the room.

Associate Supreme Bethel Guardian descends the dais marches west to Altar Line, turns left to South Line, then right to entrance. Returning, with the Installing Officer on his right arm, he proceeds on the South Line to a point west of the Altar, turns left and marches to center of the Altar facing East.

ASSOCIATE SUPREME BETHEL GUARDIAN: I have the honor of presenting _____ who will preside as the Installing Officer for the evening.

SUPREME BETHEL GUARDIAN: Associate Supreme Bethel Guardian, you will conduct the Installing Officer to the East. As they ascend dais, three raps of gavel (***).

I have the pleasure of introducing _____ who will preside as the Installing Officer of the evening.

INSTALLING OFFICER: I have the pleasure to introduce _____ (name & title), Supreme Bethel Guardian and _____ (name & title), Associate Supreme Bethel Guardian.

Supreme Bethel Guardian presents Installing Officer with the gavel. Supreme Bethel Guardian and Associate Supreme Bethel Guardian are seated in the East. One rap of gavel (*).

INSTALLING OFFICER: Installing Senior Custodian and Installing Junior Custodian, you will retire and invite into the Supreme Bethel Room the other Installing Officers.

Installing Senior and Installing Junior Custodian retire and take their places in the lines. Led by the Installing Guide and the Installing Marshal, the Installing Officers march to the East Line facing west.

INSTALLING OFFICER: In installing the Officers and Representatives of the Supreme Bethel, I will be assisted by:

- _____ **Installing Guide**
- _____ **Installing Marshal**
- _____ **Installing Recorder**
- _____ **Installing Chaplain**
- _____ **Installing Musician**
- _____ **Installing Senior Custodian**
- _____ **Installing Junior Custodian**
- _____ **Installing American Flag Bearer**
- _____ **Installing Canadian Flag Bearer**
- _____ **Installing Australian Flag Bearer**
- _____ **Installing Philippines Flag Bearer**
- _____ **Installing Brazilian Flag Bearer**
- _____ **Installing Page (*Optional)**
- _____ **Installing Page (*Optional)**

(*Optional if used, the duties of the Pages will be defined by the Supreme Guardian.)

Installing Guide and Installing Marshal, you will conduct the Installing Officers to their respective stations. One rap of gavel (*). When Installing Officers are at their stations, Installing Officer continues.

Installing Guide and Installing Marshal, you will retire and escort into the Supreme Bethel Room the Supreme Bethel Officers and Representatives who are to serve the Supreme Bethel for the ensuing term.

Installing Guide and Installing Marshal march to West Line, turn south and north to South and North Marching Line, turn west and stand at the entrance.

ENTRANCE NARRATION:

Shall be planned by the Supreme Bethel Committee. When all Supreme Bethel Officers and Representatives are in position. One rap of gavel (*).

PRESENTATION OF BIBLE:

INSTALLING OFFICER: Installing Guide, Installing Marshal, and Installing Chaplain, you will retire for the presentation of the Holy Bible.

As Installing Chaplain, followed by Installing Guide and Installing Marshal, re-enters room, three raps of gavel (***). Installing Chaplain places closed Bible on Altar, Installing Guide and Installing Marshal remain at waiting station, as per Ritual. One rap of gavel (*). Installing Chaplain, Installing Guide and Installing Marshal return to their stations.

PRESENTATION OF THE FLAGS:

INSTALLING OFFICER: Installing Guide, Installing Marshal, and Installing Flag Bearers, you will retire and present the flags west of the Altar. As flags enter room, three raps of gavel (***). National Anthem with appropriate music (as per Music Ritual) is sung when flags are west of the Altar.

United States Flag: “Star Spangled Banner”

Canadian Flag: “O Canada”

Australian Flag: “Advance Australia Fair”

Philippines Flag: “Commonwealth of the Philippines”

Brazilian Flag: “Hail Brazil”

Order of escort of flags may vary, with host country’s flag being presented first and others placed in the order in which they entered our Order. If United States Flag is host country, Installing Officer continues:

INSTALLING OFFICER: Installing Guide and Installing Marshal, you will escort the flag to the East. When flag is posted. **All citizens of (country) will join with me in the Pledge of Allegiance.** Pledge may be omitted if not the custom of the government.

ESCORT AND INTRODUCTIONS as per Ritual (May be done following the Installation if desired.)

INSTALLING OFFICER: The Supreme Guardian and Associate Supreme Guardian will please step forward. The Supreme Guardian and Associate Supreme Guardian are already seated in the East.

It is with honor that I introduce to you _____ Supreme Guardian and _____ Associate Supreme Guardian.

INSTALLING OFFICER: The Vice Supreme Guardian and Vice Associate Supreme Guardian will please step forward. The Vice Supreme Guardian and Vice Associate Supreme Guardian are already seated in the East.

It is indeed a pleasure to introduce and wish for you a most happy year ahead _____ Vice Supreme Guardian and _____ Vice Associated Supreme Guardian.

INSTALLING OFFICER: The Supreme Bethel Committee will please step forward? The Supreme Bethel Committee is already seated in the East.

INSTALLING OFFICER: **It is my pleasure to introduce:**

_____	Name	_____	Title
_____	Name	_____	Title
_____	Name	_____	Title

INSTALLING OFFICER: **It is my pleasure to introduce** _____ **Miss International Job's Daughter.** Miss International Job's Daughter is already seated in the East will rise.

INSTALLING OFFICER: **Members and friends of Job's Daughters, we welcome you here to witness the Installation of the Supreme Bethel Officers and Representatives of Job's Daughters International. They have been selected to serve for the ensuing term. Before installing them into office, we will ask the blessing of our Father in Heaven. Installing Chaplain, you will attend at the Altar. Three raps of gavel (**).**

INSTALLING CHAPLAIN: **Oh, merciful and loving Father, we come to You in faith, knowing that You will hear and answer our prayer. Be very near to us in this hour and let Your richest blessing rest upon us as we humbly seek to do Your will. Grant those whom we are about to invest with authority, the spirit of love and charity. Help them to see clearly the power and influence of a beautiful and womanly life. May union and harmony prevail, and as they labor for the highest ideals of life, may they become more gracious and loving, more faithful and patient day by day, and thus complete the foundation of a useful and perfect life. We ask this in Your name. Amen.** Installing Chaplain returns to station. One rap of gavel (*).

INSTALLING OFFICER: **Installing Recorder, you will read the names of the Supreme Bethel Officers and Representatives who are to serve this Supreme Bethel for the ensuing term. As their names are read, they will rise and stand in front of their chairs.**

Installing Recorder reads the names from a list provided for her by the Supreme Bethel Committee.

INSTALLING OFFICER: **Installing Guide and Installing Marshal, you will present the Supreme Bethel Officers and Representatives for the Obligation.**

Installing Guide and Installing Marshal leave the West and stand at waiting stations.

INSTALLING GUIDE: **Installing Officer, all is in readiness.**

Installing Officer descends dais and approaches Altar.

INSTALLING OFFICER: **You will place your right hand over your heart and make this promise:**

Do you promise that no Supreme Bethel shall be opened without the presence of the members of the Supreme Bethel Committee? That you will be guided by the advice of the Supreme Bethel Committee in all matters concerning the work and welfare of the Supreme Bethel? You will assume the following obligation:

In the presence of Almighty God – and these witnesses – I promise to obey the laws – of Job's Daughters International – that I will counsel with my Supreme Bethel Guardians – and be courteous and obedient to them – that I will be faithful to the duties of my office – that I will endeavor to live in accordance with its teachings – in the hope that I may be found worthy – of being one of "The Fairest in the Land" – that I will strive to be ever faithful to this promise – that should I violate this obligation – I agree to vacate my office – at the request – and upon the declaration – of the Supreme Bethel Guardian. Installing Officer returns to East. One rap of gavel (*).

INSTALLING OFFICER: **It gives me great pleasure to present the Supreme Bethel Representatives.** The Supreme Bethel Representatives rise.

Supreme Bethel Representatives, you have been chosen to represent a State, Province, or Country. By interchange of communication and ideas you should become familiar with the activities of Bethels throughout Job's Daughters International. That Job's Daughters International may reap a full measure of growth from your duties well done, it is important that you be earnest and diligent in the administration of your position, that the jurisdiction which you represent may be proud of your accomplishments. You may now adorn yourselves with your medallions.

INSTALLING OFFICER: **Installing Guide and Installing Marshal, you will present the Supreme Bethel Inner Guard and Supreme Bethel Outer Guard at the Altar.**

Daughters, guard carefully the doors of the Supreme Bethel and be alert and watchful, guarding against sins which are pressing for admission to pure hearts and minds.

Installing Guide and Installing Marshal, you will present these Officers with their medallions, after which you will conduct them to their stations.

INSTALLING OFFICER: Installing Guide and Installing Marshal, you will present the Supreme Bethel Junior Custodian and Supreme Bethel Senior Custodian at the Altar.

Daughters, you are the custodians of the Dove and Urn of Incense, emblems of our Order. Ever let your life symbolize purity and prayer which they represent.

Installing Guide and Installing Marshal, you will present these officers with their medallions, after which you will conduct them to their stations.

INSTALLING OFFICER: Installing Guide and Installing Marshal, you will present the Supreme Bethel Chaplain, Supreme Bethel Musician and Supreme Bethel Librarian at the Altar.

Supreme Bethel Chaplain, you are to lead the devotions of the Supreme Bethel and give the Pledge of Secrecy to adults when necessary. May you lead also in reverence for sacred things, the beacon lights of life.

Supreme Bethel Musician, your duty is to preside at the instrument during the musical parts of our ceremonies. May the harmony of your music ring so true that no discord will enter here.

Supreme Bethel Librarian, your duty is to encourage a taste for the arts and sciences by giving a report on an educational subject. Let your life be an open book whose pages are full of knowledge and truth.

Installing Guide and Installing Marshal, you will present these officers with their medallions, after which you will conduct them to their stations.

INSTALLING OFFICER: Installing Guide and Installing Marshal, you will present the Supreme Bethel Recorder and the Supreme Bethel Treasurer at the Altar.

Supreme Bethel Recorder, it is your duty to record all actions of the Supreme Bethel in proper form, receive all money due the Supreme Bethel, paying it over to the Supreme Bethel Treasurer taking her receipt for same.

Supreme Bethel Treasurer, your duty is to receive all funds of the Supreme Bethel, accurately account for them and pay them over to the Supreme Bethel Committee taking a receipt for same.

Installing Guide and Installing Marshal, you will present these officers with their medallions, after which you will conduct them to their stations.

INSTALLING OFFICER: Installing Guide and Installing Marshal, you will present the five Supreme Bethel Messengers at the Altar.

Supreme Bethel Messengers, to you has been given the privilege of unfolding to the Pilgrims the story of Job's eventful life, his pleasures, his trials, his temptations and his final triumph and peace. Be particular therefore, that your own interpretations be earnest and sincere, and that your own lives be an example of patience and faith that your reward may be life's highest attainment.

Installing Guide and Installing Marshal, you will present these officers with their medallions, after which you will conduct them to their stations.

INSTALLING OFFICER: Installing Guide and Installing Marshal, you will present the Supreme Bethel Guide and Supreme Bethel Marshal at the Altar.

Supreme Bethel Guide, your duty is to escort distinguished guests and to promote the welfare of the Supreme Bethel.

Supreme Bethel Marshal, your duty is to care for the flags of our nations, to see that suitable preparation is made for our ceremonies and to assist the Supreme Bethel Guide in her duties.

Installing Guide and Installing Marshal, you will present these officers with their medallions, after which you will conduct them to their stations.

Installing Officer will introduce the Supreme Bethel Guide and Supreme Bethel Marshal when they are at their stations.

INSTALLING OFFICER: Installing Guide and Installing Marshal, you will present the Supreme Bethel Senior Princess and Supreme Bethel Junior Princess at the Altar.

Supreme Bethel Princesses, you have been selected to assist the Supreme Bethel Honored Queen in all that she may require of you. You should conduct yourselves at all time with quiet dignity befitting your high offices. Be gracious in manner, courteous and gentle, expressing through your daily lives the principles of faith, virtue and honor.

Installing Guide and Installing Marshal, you will present the Supreme Bethel Princesses with their medallions, after which you will conduct them to the East Line to be invested with the honors of their stations. After the Princesses are invested with their capes and crowns the Installing Officer continues.

INSTALLING OFFICER: Supreme Bethel Princesses, ever strive for beauty of character that will outshine the beauty and splendor of your raiment. Supreme Bethel Princesses rise and ascend dais. Three raps of gavel (*)**

INSTALLING OFFICER: It is with pleasure that I present _____ who has been installed Supreme Bethel Senior Princess and _____ who has been installed Supreme Bethel Junior Princess. One rap of gavel (*)

INSTALLING OFFICER: Installing Guide and Installing Marshal, you will cause the Supreme Bethel Honored Queen to kneel at the Altar and place her hands on the open Holy Bible.

Installing Guide and Installing Marshal assist Honored Queen to kneel. Honored Queen places her hands on the Bible. DO NOT TURN BIBLE. Installing Officer descends dais to a point one step East of and in center of Altar.

INSTALLING OFFICER: Supreme Bethel Honored Queen, you will repeat after me. I will be faithful to the laws – of Job’s Daughters International – respect the Supreme, Grand and Bethel Guardian Councils – and endeavor to be worthy of my office – so help me God.

The one selected to hold the office of Supreme Bethel Honored Queen should be generous in character, kind, tolerant and possessed with the ability to preside in a just and gracious manner. Her taste in literature, arts and sciences should be such that she will lead the thoughts of others toward the highest and purest things in life. Polite and courteous attention to the advice of parents and guardians and the consideration of the happiness of others will so strengthen your own life that the beauty of your young womanhood will be observed by all with whom you are associated, and the prayer of all who know and love you is, that our Heavenly Father will guide and direct you in your service of love. Installing Officer moves around Altar and stands behind Supreme Bethel Honored Queen.

This cape is an emblem of your high office and symbolizes the love of the Supreme Bethel members. I now place on your head this crown, an emblem of leadership, and a symbol of your high position. May you always wear it with dignity, grace and humility. Installing Officer moves to between the Altar and Chaplain’s station.

Supreme Bethel Honored Queen, let wisdom and understanding crown your judgment, and the beauty and glory of your reign will be as lustrous as the sheen of your royal cloak. Always strive to wear these honors with real dignity as becoming a Supreme Bethel Honored Queen of this beautiful Order.

SPECIAL MUSIC. (Optional)

Supreme Bethel Honored Queen rises and Installing Officer escorts her to the East. Installing Guide and Installing Marshal return to their stations. Three raps of gavel (***)

INSTALLING OFFICER: It is with pleasure that I present _____ who has been installed as Supreme Bethel Honored Queen for the ensuing term. (Applause)

INSTALLING OFFICER: Supreme Bethel Honored Queen, I present you with the gavel, the emblem of your authority, knowing that in your hands it will be used wisely and well. Supreme Bethel Honored Queen gives one rap of gavel (*)

INSTALLING OFFICER: I now present you with a copy of the Constitution and Bylaws of Job’s Daughters International. These are yours to study for the ensuing term. They define your duties and responsibilities. They also set forth the rights and privileges of all members of the Order. Examine them carefully that your duties may be well done, and the rights and privileges of the members protected.

INSTALLING OFFICER: Installing Recorder, you will make the proclamation.

INSTALLING RECORDER: By direction of the Installing Officer and the Supreme Guardian Council, I proclaim the Supreme Bethel Officers and Representatives of the Job's Daughters International, legally installed for the transaction of business under the laws of Job's Daughters International and the Supreme Guardian Council. One rap of gavel (*).

INSTALLING OFFICER: Installing Guide and Installing Marshal, you will retire the Supreme Bethel Installing Officers.

INSTALLATION OF SUPREME BETHEL GUARDIAN AND ASSOCIATE SUPREME BETHEL GUARDIAN:

INSTALLING SUPREME BETHEL GUARDIAN: Supreme Bethel Guide and Supreme Bethel Marshal, you will present the Supreme Bethel Guardian and the Associate Supreme Bethel Guardian appointed for the ensuing term, west of the Alter. When they are in position:

You will place your right hand over your heart and repeat the following pledge: I solemnly affirm on my honor – that I will conform – to the Constitution and Bylaws of the Supreme Guardian Council – and the Manual of Rules and Regulations – of the Supreme Bethel – that I will faithfully perform the duties of my office – and earnestly endeavor – to promote the welfare and prosperity – of the Supreme Bethel. One rap of gavel (*).

Supreme Bethel Guardian, the duties of your office are defined in the Supreme Bethel Rules and Regulations in the Constitution and Bylaws of the Supreme Guardian Council. Yours is an office of great responsibility as the welfare of the Supreme Bethel depends upon the manner in which you perform your duties. Are you willing to assume these responsibilities?

Associate Supreme Bethel Guardian, it is your duty to assist the Supreme Bethel Guardian in the performance of her duties and to assist her in all matters pertaining to the welfare of the Supreme Bethel. Are you willing to assume these responsibilities?

You have been given the privilege of guiding and advising these fair Daughters in life's pilgrimage and assisting them in their projects for the good of the Supreme Bethel. You should be alert and watchful that your conduct will be an example of patience and virtue which the Daughters will emulate.

(Escort to East, introduce, congratulate and hand the Supreme Bethel Guardian the gavel.)

PRESENTATIONS

Presentation of Supreme Bethel Honored Queen's pin
Presentation of Supreme Bethel Honored Queen's sash
Presentation of Past Supreme Bethel Honored Queen's pin

ACCEPTANCE SPEECH OF SUPREME BETHEL HONORED QUEEN

Introduction of parents

REMARKS

Supreme Guardian
Associate Supreme Guardian
Supreme Bethel Guardian
Associate Supreme Bethel Guardian

COIN MARCH

CLOSING

CEREMONIES FOR SPECIAL OCCASIONS

MAJORITY CEREMONY

Majority Ceremony may be given:

1. At a regular meeting instead of Initiation. Only persons eligible to attend a Bethel Meeting may attend.
2. At an Open Meeting without ritualistic opening. Meeting opened by Bethel Guardian and Associate Bethel Guardian. Bethel Officers and Bethel Choir march in. Honored Queen proceeds with the meeting. Flag presented and Special Dispensation read, then Majority Degree is given.
3. As an exemplification for persons eligible to attend a Bethel Meeting with Opening, Escort, Introductions and Honors, Majority, and Closing.

PREPARATION:

1. Director of Music and Honored Queen may plan appropriate music for ceremony.
2. Flowers and fern should be in the East. One of each for each Majority Member receiving the Degree. Fern and Majority Member Certificate at Queen's station, purple flower at Senior Princess' station and white flower at Junior Princess' station.
3. Majority Members may be presented with corsages before meeting.

INSTRUCTIONS:

1. In an Open Meeting, Outer Guard is seated inside the Bethel Room near the Preparation Room Door.
2. In a Closed Meeting, Daughters taking their Majority Degree may sit in the Bethel Room and retire to Preparation Room just prior to the giving of the Degree, or they may remain in the Preparation Room until escorted in.
3. In an Open Meeting, the Daughters receiving the Degree remain in the Preparation Room until escorted in for the Majority Degree.

HONORED QUEEN: Reading of Special Dispensation. Recorder, you will read the Special Dispensation. Recorder: Rises, reads Dispensation, and is seated.

HONORED QUEEN: Members and friends of Bethel No. ____, we have assembled here to wish God speed to the Daughters who are to become Majority Members, by virtue of the fact that they have attained the age of twenty, or married and were members in good standing in the Bethel. Guide and Marshal, you will retire and escort the members who are to receive their majority into the Bethel Room.

Guide and Marshal retire and line up members according to height, Guide leading, Marshal last in line. Enter from Preparation Room door to West Line, across West Line to South Marching Line, east on South Marching Line to East Line, turn north and stand on East Line, facing East. (Diagram 42) If there are more than eight, form two or more lines.

GUIDE: Faces Honored Queen. Honored Queen, I have the pleasure to present _____ (introduces all Daughters) **who are entitled to receive their Majority Degree.**

HONORED QUEEN: You have had active membership in our Order, whose cornerstone is truth and whose keystone is love. You have reached an important milestone on your journey through life. This hour has been set apart in order that we may confer this Majority Degree as a parting gift of friendship, and we hope, that as you go forth to assume your various obligations you will be guided by the teachings you received during your sojourn in Job's Daughters. Before the Altar you took a solemn obligation and received your first lesson in our beautiful Order. You will now be escorted to the Altar to receive our final blessings, after which the officers will present you gifts of lasting memories.

Choir sings "He Leadeth Me" while the Daughters are walking from East Line to west of Altar. Guide turns left, marches to North Marching Line, turns left, marches on North Marching Line to Altar Line, turns south on Altar Line to point between Chaplain's chair and Altar, marches to line west of Altar, facing East. Majority Members kneel. (Diagram 43)

HONORED QUEEN: Chaplain, you will attend at the Altar. Three raps of gavel (***). Altar music.

CHAPLAIN: Opens Bible, if not already open. **Our Heavenly Father, we ask Your blessing upon our Bethel and those assembled here. We especially ask that wisdom and guidance may be given to the Daughters who are leaving our midst to enter upon a new field. May they practice in their daily lives the lessons they have learned in our beautiful Order. Bless our members and give us strength to continue in every good work so that we may grow and prosper. Amen.** Chaplain returns to station. One rap of gavel (*). Guide leads Daughters around to east side of Altar, going between Altar and Treasurer's chair to position on east side of Altar, facing Messengers. (Diagram 44) Messengers use Initiation floor plan.

GUIDE: First Messenger, have you a gift to offer these Daughters?

FIRST MESSENGER: The gift that I would offer is priceless and time only enhances its value. It is the gift of Friendship. To make new friends, we must possess virtues which others admire and the quality of our friends will be measured by the standard of our own character. The higher our own ideals, the more excellent will be the virtues of our friends. May friendship contribute to your happiness and may you walk down through the years comforted and blessed with friends.

GUIDE: Second Messenger, have you a word for these Daughters?

SECOND MESSENGER: The word that I would give you is Honor. Character is not built in a day. Its foundation is laid early in life. Its chief element is honor. May you always have that fine sense of honor which demands justice to all and gives offense to none.

GUIDE: Third Messenger, what gift do you have to offer these Daughters?

THIRD MESSENGER: The gift I would give you is Truth. It is an attribute which anyone should cherish; it is the standard by which character is measured. Without this virtue, there is no confidence in friendship, or security in promises or oaths. In this Bethel we have learned many truths which should guide us and light our pathway through our lives.

GUIDE: Fourth Messenger, you will give these Daughters your message.

FOURTH MESSENGER: My message to you is one which enriches our lives. It is the spirit of Charity. The perfect gift is to give yourself; to have your heart go out in sympathetic kindness to every human being. Charity stored away in the heart sweetens all the daily acts of life. May you always be blessed with an understanding heart and be filled with the spirit of charity.

GUIDE: Fifth Messenger, what is your farewell gift to these Daughters?

FIFTH MESSENGER: With all the other gifts bestowed upon you, you would not be happy without the gift I have to offer. I give you the gift of Love. Love is a requirement of every human heart. We learn that love is the perpetual melody of humanity. Through doubt and despair, through delusion and wandering, we come at last to know that God is love. I would wish you love. May it enrich your life and broaden your vision until everyone with whom you come in contact will be blessed by knowing you. **Guide, you will escort these Daughters to the East Line.** Guide turns right, marches to North Marching Line, turns east, marches to East Line, turns south on East Line to center of room, facing East. (Diagram 45)

GUIDE: Recorder, what have you to say?

RECORDER: According to my book, you have a good record in our Bethel book, showing that you have been in good standing during the time you have had membership in our Bethel, and we are pleased to place your name on our Majority list.

GUIDE: Librarian, may we have a parting word from you?

LIBRARIAN: Upon our Altar lies the Book of Books. Within its pages you will find eternal life. Make it your constant guide in all things, so that you may ever be a true Daughter of Job, the "Fairest in all the Land".

GUIDE: Junior Custodian, the jewel in the Junior Princess' crown is white. Will you remind the Daughters of its message?

JUNIOR CUSTODIAN: White in all ages has been deemed an emblem of purity and a symbol of Joy. We wish you the joy of all good things and finally the greatest joy of all, that of work well done and a life well spent.

GUIDE: Senior Custodian, the jewel in the Senior Princess' crown is purple. Will you remind the Daughters of its message?

SENIOR CUSTODIAN: Purple is the emblematical color of our Order. It is the symbol of royalty. True royalty is founded in nobility of character, made up of virtuous habits and thoughts. Kindness, patience, thoughtfulness, willingness and many other little virtues are essential to noble character. May your character always merit the cloak of royal purple. After Senior Custodian speaks, Marshal steps out in front of members, opposite the Flag and gives her tribute to Flag.

MARSHAL: In the East stands our Country's Flag. Never falter in your allegiance, never waiver in your duty as a citizen; but by your loyalty, devotion and your staunch support, may it ever be unfurled to the breeze, the most beautiful flag the sun ever shone upon. On the word "flag", turn slightly, and with arm outstretched points to the flag.

GUIDE: Honored Queen, these Daughters have heard the good words and wishes of our Messengers and Officers, and I now present them to you.

HONORED QUEEN: Junior Princess, have you a word of greeting for these Daughters?

JUNIOR PRINCESS: May you always remember the lessons taught in Job's Daughters. I represent **Jemima** one of Job's three daughters. May purity and truth remain faithful to your every thought, word and act. I give you the white flower, an emblem of purity. Descends dais and gives each a white flower and returns to station.

HONORED QUEEN: Senior Princess, what do you have to offer our Daughters as a parting gift?

SENIOR PRINCESS: As I represent **Kezia** the second daughter of Job, may the emblem of this epoch which represents prayer, be a constant reminder of Job's great faith in God. I present you this purple flower, representing royalty and power. Descends dais and gives purple flower and returns to station.

HONORED QUEEN: As Honored Queen, I represent **Keren happuch**, the third daughter of Job. The emblem of the Third Epoch means plenty or abundance. After Job's tribulations, God rewarded him with great riches and a long life of happiness. May you share abundantly in life's richest blessings. This ceremony marks a new epoch in your life. May the gifts of Friendship, Honor, Truth, Charity, and Love, be the watchwords of your lives and the lessons and experiences in Job's Daughters render you valuable service. Your obligation does not cease with your activities in the Bethel, but should be observed forever. We hope that your interest in the Bethel will continue and it will be a pleasure to have you with us as often as opportunity will permit. This sprig of green represents immortality and signifies that the pledge between us is everlasting. Once parting, we may never meet again, but let us have forever more one watchword: "**Mizpah**, may the Lord keep watch between me and thee, while we are absent, one from the other." Descend dais and gives the sprig of fern.

I now present you with your Majority Member Certificate, which we hope you will cherish among your treasures. Reads name and hands each one a certificate.

You will face west. Honored Queen returns to station and requests all to give them a hearty welcome.

HONORED QUEEN: Guide and Marshal, you will escort the Daughters to the seats reserved for them. If seated on south side of room, Guide and Marshal return to stations together. (Diagram 46)

Choir may sing any appropriate number. Suggested songs:

"Through the Years" - Vincent Youmans - Miller Publishers, N.Y.

"Friend of Mine" - Weatherby

"Memories" - Openshaw

"Bless Be the Tie That Binds" - Hymn

"God Be With You Til We Meet Again" - Hymn

Honored Queen may call upon one of the Majority Members for remarks. Ask someone beforehand to say a few words on behalf of the class, so they can be prepared.

If an exemplification, call on presiding officer of the Order, and if at a Bethel Meeting, call on the Bethel Guardian and Associate Bethel Guardian for remarks. Make any necessary arrangements.

HONORED QUEEN: Closing. Chaplain, you will attend at the Altar. Three raps of gavel (***). Altar music. Use Closing Ceremony as per Ritual. For Open Meeting use the following Prayer:

CHAPLAIN: Oh, Lord, be Thou our guardian on high, be there to counsel us, to keep us free from fear. Be with us as we part on our various ways. Guide and protect each one here assembled. Help us to help each other and, may we practice in our daily lives the trustful faith of Job. Bless our leaders, our parents and those near and dear to us. In Your name, Amen. Chaplain closes Bible, returns to station.

HONORED QUEEN: All present, except the Officers, Bethel Choir, Bethel Guardian and Associate Bethel Guardian will please be seated until the Officers and Bethel Choir have retired.

Bethel Guardian and Associate Bethel Guardian ascend dais as per Ritual. If Majority Members are invited to witness the Closing Formation, the Bethel Guardian ascends the dais. As soon as the Officers have left the East Line, the Associate Bethel Guardian conducts the Majority Members to a position one step east of the East Line to view the Closing Formation.

BETHEL GUARDIAN: This concludes our Majority Ceremony. One rap of gavel (*). Officers follow same procedure for greeting new members, following an Initiation meeting.

OBLIGATION CEREMONY

CLOSED MEETING:

Regular Bethel set-up. Opening as for regular meeting. After opening charges and the Bethel declared open, Honored Queen says:

HONORED QUEEN: Job's Daughters International provides an obligation which is a precept for guidance as we journey through life... and a goal with which to measure our attainments. Our organization is judged by the manner in which its members exemplify their sacred promise. If we live it with sincerity and truth, ever striving to attain perfection in its ideals or fraternity, then the name of Job's Daughters is exalted and glorified.

In taking our obligation, we make a solemn pledge, not only to God, but to our better selves. Let us always bear in mind that each Daughter is a living symbol of these exalted principles and should conduct herself in such a manner that will reflect credit to our beautiful Order.

Will the members taking the Obligation please rise and step to the sidelines?

Guide and Marshal, you will cause the members on the sidelines and Bethel Choir to form a circle around the Altar. All Officers and Daughters step toward Altar to form circle; making room for each girl. Honored Queen at center in East with a Princess on each side, Guide and Marshal in center at West. Circle may be inside or outside the Messengers' chairs depending on the number of Daughters present. When all are in formation, Musician plays "Holy, Holy, Holy" for Chaplain to go to Altar. When Chaplain is at Altar, all kneel as Chaplain kneels. (Diagram 47)

HONORED QUEEN: Daughters, you will repeat the Obligation. Proficiency Work No. 2. While Chaplain and Daughters are still kneeling, all sing "Lord, Have Mercy Upon Us". Musician plays chord for all to rise. Music for Chaplain to return to station. All Officers and members return to their seats. One rap of gavel (*).

FIRST MESSENGER: Rises and stands in front of chair. As I knelt before the Altar and renewed my sacred vow, to love the Lord, my God, with all my heart, it was seemingly more impressive than ever, somehow giving me true faith that naught can dismay and giving me God's love, to lead the way.

SECOND MESSENGER: Rises and stands in front of chair. I vow to be true and justly do all in my power and with all my might, to uphold the laws of my Country and be ever mindful of its Flag, that I will never falter in pledging allegiance to the greatest emblem in all the land. The red, the white, and the blue, waving to bid us, be brave, pure and true. Appropriate words may be substituted for flags of other countries.

THIRD MESSENGER: Rises and stands in front of chair. To honor my parents and guardians in thought, word and deed, for God says "honor thy father and mother" and these words I heed, for if I accept His way, His commandments I must always obey.

FOURTH MESSENGER: Rises and stands in front of chair. In observing the rules of Job's Daughters, I vowed I would never stray from the laws so binding to our Bethel in every little way. For these stern laws which bid us know, we must progress, not backwards go.

FIFTH MESSENGER: Rises and stands in front of chair. **Commend me to the friend that protects my name and does not permit another by impure act, to cast a stain; commend me to that generous heart, whose friendship does not fade away but reflects virtue, majestic, like the sun at the close of a beautiful day.**

MARSHAL: Rises and stands in front of chair. **We are building, day by day; the deeds we do will reflect on our character, so let us build strong, for we are Job's Daughters true.**

GUIDE: Rises and stands in front of chair. **We are beginning our journey of life, guided by the lessons here taught to hold high our aim and name, that we will be a credit to ourselves and to our beautiful Order.**

JUNIOR PRINCESS: Rises and stands in front of chair. **Nothing is gained without effort, so whatever we do, let us do it with earnestness of purpose and fixing our eyes on the mountain top, with patience and steadfast perseverance, we will attain success.**

SENIOR PRINCESS: Rises and stands in front of chair. **Each one must stand in the court of life and pass through the hour of trial. We shall be tested by the rules of strife and tried for our self-denial. So let us keep our faith in God above, meet trouble and swiftly rout it, for faith is the strength of the soul inside and you must never doubt it.**

HONORED QUEEN: At station, standing. **Let us join fast to these lessons of life, beautiful, impressive and true; being gracious, upright, remaining steadfast always and your reward will come to you. Value friendship, keep the faith, act with honor - and we will be known throughout the land as "True Daughters of Job".**

All Daughters sing - "Behold, We are the Daughters of Job"

HONORED QUEEN: **Let us unite in prayer. Chaplain, you will attend at the Altar.** Three raps of gavel (***). Daughters sing "Holy, Holy, Holy" for Chaplain to go to Altar and return.

CHAPLAIN: **Our Father, who art in Heaven, renew in our hearts this Obligation to each other and to You. Help us to practice it in our lives and to teach it in the true spirit. Help us each day to do something for the good of mankind and for Your honor and glory. For Your name's sake. Amen.** Chaplain returns to station. One rap of gavel (*).

HONORED QUEEN: **This concludes our Obligation Ceremony.** One rap of gavel (*). Proceed with closing as per Ritual.

MOTHER MICK CEREMONIES

MEMORIAL FOR MOTHER MICK

FORMATION: The Honored Queen and Princesses march to Altar and take positions on west, south and north. They each give their message. The Chaplain then takes her position on the east side of Altar for prayer. After prayer and while the four girls are kneeling, a special song may be sung. After the song, the Daughters rise and return to their stations.

HONORED QUEEN: **It is fitting that we pause at this time to pay special tribute to our beloved Founder, Mrs. Ethel T. Wead Mick. The memory of someone dear, however long apart, is like a soothing melody that lingers in the heart.**

Life seems a perpetual succession of events, to which man submits. The wheels of fate turn sometimes so rapidly that we can scarcely distinguish the interval between one revolution and another, or the link between yesterday and today. Great things have small beginnings; a tiny seed becomes a tree, and drops of water made a sea, 'tis the great souls that serve us and today we have monuments erected, to perpetuate the memory of those who have gone before, but the costliest monument, the most beautiful memorials, cannot surpass the grandeur, the memory of a life, patterned after Divine teachings.

SENIOR PRINCESS: **The first and strongest impressions are borrowed from the mighty scene, that is opened to the pioneers of any project, any project requires work, which should be a joy, particularly when in the length of its being a labor of love.**

Nothing great is lightly won, nothing won is lost, every good deed, nobly done, will repay the cost.

It has been said that a woman who created and sustains a home and under whose guidance children grow up to be strong men and women is a creator, second only to God.

JUNIOR PRINCESS: In the early 1920's such a woman creator among us, envisioned and directed the motivation of an organization of teen-age girls related to Master Masons. Truly, this highly esteemed woman of great spiritual force, spent the following thirty-seven years of her life giving countless time and services toward its enhancement. There is no greater nor more honorable career in all the world than that of training the Youth. Thus Ethel T. Wead Mick, Founder of Job's Daughters International, through her loyalty of purpose and devotion to her "Buds of Promise", has influenced the lives of all who knew and loved her, and although she has left these earthly pursuits she has left with us the memory of a beautiful life, dedicated to youth, country, and God.

HONORED QUEEN: And so - as we journey on our way, day to day, let our deeds be pure and noble. May our lives be not in vain, so that when the links are welded, complete again will be the chain.

Our Chaplain will attend at the Altar. Daughters, please rise.

CHAPLAIN: Teach us, dear God, to be fair and do good. Thank you for our Founder, and those who have followed after, working to continue our wonderful Order and making Mother Mick's dream come true. Amen.

A TRIBUTE TO OUR FOUNDER

HONORED QUEEN: We have set aside this time to pay special tribute to our late Founder. **Would the Daughter who is to act as Narrator for this ceremony please rise?** Daughter rises and steps to the sidelines. **Guide and Marshal, you will escort our Narrator to the East.**

Honored Queen introduces Narrator and hands her the gavel. Two raps of gavel (**). The Officers slowly march to the East Line and form a triangle east of the Altar. (Diagram 48) The lights should be dimmed.

NARRATOR: In a garden of richest soil, long ago, were planted some seeds, which in later years were to blossom forth into delicate flowers.

The garden was our Order dear, and the person who planted them was our founder, Mrs. Ethel T. Wead Mick. The plants were the Bethels dotted here and there around the world. Her garden grew and grew, and at last, she had her wish come true. She had founded a beautiful Order to which any girl would be proud to belong. Now Mother Mick has entered the eternal garden on high, and we know that God is looking after her.

When Narrator concludes this short speech, Daughters should be in position in triangle east of Altar. Suitable hymn should be sung here. Suggestion: "Abide With Me." A chord is given as the song begins for all Officers to kneel.

NARRATOR: A good many years have passed, since God your hand did take and lead you to His home on high where peace will always be. Sadly missed you will ever be, by your Daughters fair and true, your memory they will cherish for they loved you so.

HONORED QUEEN: Our work is always done in memory of our founder, adored, loved, cherished and respected by those who can truly say All Daughters together: **We are surely the "Fairest in the Land."** Three raps of gavel (***).

NARRATOR: Please join me in the Lord's Prayer. It is acceptable to have someone sing the Lord's Prayer. One rap of gavel (*). Officers return to their stations and remain standing. When all are in position, the Narrator continues.

NARRATOR: This concludes our tribute. One rap of gavel (*). Narrator returns gavel to the Honored Queen.

STRING OF PEARLS

1. This may be given at a regular Bethel meeting.
2. This may be given as an exemplification to Masonic and/or related Orders. Special Dispensation shall be requested.

HONORED QUEEN: March has been set aside as the time in which we honor our founder, Mrs. Ethel T. Wead Mick, as she was born on March 9, 1881. In the early 1920s Mrs. Mick formed Job's Daughters in memory of her mother who had read various parts of the Book of Job to her as she was growing up. Mrs. Mick's goal was to establish an organization which would give girls who were related to Master Masons, an opportunity during their teen years to develop their individual talents and to accumulate tools which would be an asset to them in womanhood. Through her dedication and sincere caring for the future of young women, our beautiful Order was created. Mrs. Mick left us many gifts and many pearls of wisdom. If, during our years in the Bethel, we gather and polish these jewels, we will reach our majority richly endowed with a string of beautiful and useful PEARLS - each one special and meaningful. Let us now reflect on some of these pearls, so that each one of us can add to our personal string.

Musician plays "Job's Daughters Fair and True". Daughters may remain at their stations or form a triangle or circle around the Altar. If the Daughters remain at their stations, each stands as she speaks her part and remains standing.

HONORED QUEEN: Outer Guard, you will begin.

OUTER GUARD: Precious and everlasting - one small PEARL, beautiful and pure - each Bethel girl.

INNER GUARD: Each day we gather jewels - one by one, as the day is warmed by the morning sun.

FIFTH MESSENGER: Add a PEARL of wisdom - see it shine, thankful for the opportunities - in this Bethel of mine.

FOURTH MESSENGER: Add COOPERATION - to this strand of pearls. LAUGHTER and ACCOMPLISHMENT will bless our Bethel girls.

THIRD MESSENGER: POISE and UNDERSTANDING - jewels of lovely grace. Wear these PEARLS and brighten the SMILE on every face.

SECOND MESSENGER: FRIENDSHIP and RESPONSIBILITY are added now, as we follow our Obligation and practice our vow.

FIRST MESSENGER: Now each precious jewel we polish with LOVE of friends and family and God above.

TREASURER: To be thoughtful and kind - to share and to sing, ENTHUSIASM and CONFIDENCE we add to the string.

RECORDER: Our robes like our PEARLS are pure and white. A reminder of TRUTHFULNESS and radiant light.

JUNIOR CUSTODIAN: Our Bethel by name means HOLY PLACE where we learn SUCCESS, PATIENCE and FAITH.

SENIOR CUSTODIAN: EQUALITY and KINDNESS inside our Bethel door make us sisters forevermore.

LIBRARIAN: LEADERSHIP is symbolized by royal purple hue. LOYALTY to our country and each other in all that we do.

MUSICIAN: We sing of BLESSINGS, REVERENCE and LOVE. We sing to our Father in Heaven above.

MARSHAL: Our Founder taught, "TO BE FAIR IS TO DO GOOD". This we practice as Job's Daughters should.

GUIDE: She gave us treasures to gather in our youth. PEARLS of BEAUTY, SINCERITY, HONESTY and TRUTH.

JUNIOR PRINCESS: We're taught **POISE** and **COURAGE** in our young womanhood. We strive to develop our special selves for which our Founder stood. We're building for tomorrow - a **PEARL** at a time, taking new steps as on life's stairway we climb.

SENIOR PRINCESS: We're gathered together on this special day, to honor Mother Mick in our own loving way. She was a grand lady, who left us these **PEARLS**, that we might become like her, fine women and girls.

HONORED QUEEN: Let us join in prayer at our Holy Altar, with **FAITH** in our hearts that never will falter. Let us give thanks for this Order of ours, and for **PEARLS**, laughter and many happy hours.

Chaplain, you will attend at the Altar.

If Officers are at their stations. Chaplain approaches the Altar in the usual manner. Three raps of gavel (***). If Officers are in a formation around the Altar, Bethel Guardian should be in the East to rap gavel and Chaplain approaches the Altar from her position in the formation. Musician plays, "Holy, Holy, Holy".

CHAPLAIN: Our Heavenly Father, we thank You for Job's Daughters International. Help us to keep our Founder's purpose and aims high. Grant that we may be true Daughters of Job until we are called to our eternal home. We ask this in Your name. Amen.

Chaplain returns to her station or her position in the formation. Then the Musician plays appropriate music for all Officers to return to their stations.

HONORED QUEEN: This concludes our ceremony. One rap of gavel (*).

BIRTHDAY CELEBRATION FOR ETHEL T. WEAD MICK

1. This may be given at a regular Bethel meeting.
2. This may be given as an exemplification for Masonic and/or related Orders. Special Dispensation must be requested.

HONORED QUEEN: It is appropriate that we take time to pay tribute to our beloved Founder, Mrs. Ethel T. Wead Mick. In March every Bethel of Job's Daughters International honors the birthday of our Founder. We would like to honor the memory and the work of Mother Mick tonight (today).

At this time the Officers and Choir form a triangle east of the Altar. Musician plays, "In the Garden" while they are forming the triangle. The Honored Queen remains in the East.

SENIOR PRINCESS: Mother Mick was born March 9, 1881, and died February 21, 1957. Thirty-seven years of her life were dedicated to the young women of the Masonic world.

JUNIOR PRINCESS: In the early 1920s Mrs. Mick envisioned and directed the founding of an organization for teenage girls who were related to Master Masons. She spent the following years of her life giving time, service and love toward advancing this beautiful Order.

GUIDE: The Founder of Job's Daughters International, through her loyalty of purpose and devotion influenced the lives of countless people, many of whom only knew her as Mother Mick, Founder and first Supreme Guardian.

MARSHAL: Our Order was founded by Mrs. Mick in the city of Omaha, Nebraska on October 20, 1920, and it was formally organized May 17, 1921, with the help of the Grand Master of Masons of Nebraska and the Worthy Grand Matron of the Order of the Eastern Star of Nebraska.

LIBRARIAN: Mrs. Mick called the Job's Daughters her "Buds of Promise" and her ideals were those of character building, spiritual development, reverence for God, loyalty to the Flag, respect for parents and elders, and love for all the world. She taught us the following messages to live by:

MUSICIAN: To stand tall in the sunlight, to seek out the bright face of beauty, to reach for the dream, to reach for the stars.

SENIOR CUSTODIAN: To see the world through eyes of tenderness. To love with an open heart. To speak the quiet word of comfort.

JUNIOR CUSTODIAN: To believe in the wonder of life, the miracle of creation, the rapture of love, the beauty of the universe, and the dignity of the human being.

INNER GUARD: To look up to the mountains and not be afraid to climb, and to be aware of the needs of others.

RECORDER: The Ritual was written by Mrs. Mick and several close associates. The teachings are based on the Book of Job, with special reference to Chapter 42, Verse 15, "And in all the land were no women found so fair as the Daughters of Job, and their father gave them inheritance among their brethren."

FIRST MESSENGER: God be with you in the springtime when the violets unfold, and the buttercups and cowslips fill the fields with yellow gold. In the time of apple blossom, when the happy bluebirds sing, filling all the world with gladness - God be with you in the spring.

SECOND MESSENGER: God be with you in the summer, when the sweet June roses bloom, when the bobolinks are laughing and the brooks with music flow.

THIRD MESSENGER: When the fields are white with daisies, and the days are glad and long, God be with you in the summer, filling all your world with song.

FOURTH MESSENGER: God be with you in the autumn, when the birds and flowers have fled, and along the woodland pathways, when leaves are falling gold and red.

FIFTH MESSENGER: When the summer lies behind you, in the evening of the year - God be with you in the autumn, then to fill your heart with cheer.

OUTER GUARD: God be with you in the winter, when the snow lies deep and white, when the sleeping fields are silent and the stars gleam cold and bright.

CHAPLAIN: When the hand and heart are weary with life's long and tiring quest - God be with you in the winter, to safely guide you into rest.

TREASURER: The benefits of an organization for girls with Masonic relationship are too numerous to relate. However, there is nothing more fitting to young women than the beautiful sentiment expressed in the Book of Job, as illustrated in our work showing that through life from, childhood to old age, we will encounter many trials and tribulations which must be met and overcome.

HONORED QUEEN: With the sound foundation that Ethel T. Wead Mick gave us, and the continued help of everyone connected with Job's Daughters, we will try to live up to the high standards that Mother Mick taught all Job's Daughters. We will try to continue to be the "Fairest in all the Land". To you, Mother Mick, "Happy Birthday and thank you so very much". Chaplain, you will attend at the Altar. Three raps of gavel (**). Musician plays, "Holy, Holy, Holy" as the Chaplain approaches the Altar. The Officers and Choir remain standing and assume the Attitude of Prayer with the Chaplain.

CHAPLAIN: Teach us, dear God, to be fair and to do good. Thank You for our founder, and those who have followed after, working to continue our wonderful Order, and making Mother Mick's dream come true. Amen.

Officers and Choir return to their stations as the Musician plays appropriate music.

HONORED QUEEN: This concludes our birthday celebration. One rap of gavel (*).

VISIT FROM MOTHER MICK

SUGGESTIONS:

This ceremony could be used:

1. In a regular meeting as a Librarian's Report or other special ceremony.
2. As an exemplification for other Masonic bodies.
3. As a program for prospective members and their parents.
4. At a State, Province or Jurisdictional Rally, Grand Bethel, etc.

Select a person to portray "Mother Mick" in costume of the 1920s.

A chair may be placed on the East Line just south of the center.

For a shorter version, parts in italics may be omitted.

HONORED QUEEN (or NARRATOR): We have invited a very special guest, our Founder, Ethel T. Wead Mick. She will tell us about some of her growing up years and also about the first few years of Job's Daughters. *The question was often asked of Mother Mick: "Why did you decide to start an organization by the name of Job's Daughters?" Her answer included the following: It is Biblical. It is dramatically related to life. Job was characteristic of a man who should be an example of a true Mason, remaining steadfast to the teachings of God.*

Guide and Marshal, you will escort our guest to the East. (If she is not in the room, the Guide and Marshal retire and reenter, as per Ritual, with the guest.)

MOTHER MICK: Hello, my name is Ethel T. Wead Mick and I am the founder of this wonderful organization called Job's Daughters International. What a pleasure to be invited to visit with you this evening (today), and what beauty these eyes behold. Just look at your robes and capes! Why, do you know, years ago the Job's Daughters wore mortar-board caps? That was to symbolize the "Open Book." It called attention to knowledge, and the entire uniform the girls wore, suggested a forward, upward and onward trend of high ideals. *You still teach these lessons, but as I look at you this evening (today), I've decided I like your pretty purple and white headbands. They let your beautiful hair show and I can see your eager faces seeking lessons from the story of Job.*

I was born March 9th, 1881, in Atlantic, Iowa, a little town, not too far from Council Bluffs, Iowa. I was the fourth and youngest child born to Elizabeth D. and William Wead. My family moved west into Nebraska, but that wasn't too far. As a child, my mother taught me many beautiful things and encouraged me to seek the highest of ideals in life. After my mother's death, I felt that teachings such as were imparted to me by her would be of benefit to other growing girls.

My education was from public and private schools in Nebraska and I studied Art, Literature and Medicine. After high school graduation, I enrolled in the Creighton Medical College in Omaha. While attending college, I met William Henry Mick. Now, you are all smiling. Yes, William and I were married in May 1904 - after his graduation, not mine.

I often thought I should have finished my medical education, but Dr. Mick and I had two lovely daughters, Ethel and Ruth, and I made bringing up our daughters a full time job. I also had other interests besides my family.

I was a charter member of the Nebraska Mayflower Association and first president of the East Cleveland Chapter of the ladies auxiliary of the Veterans of Foreign Wars. *You can't imagine how pleased I am when I see Bethels helping to sell poppies for the VFW. Job's Daughters teaches love of flag and country, and what a wonderful way to show patriotism. Because I needed to know more about fraternal work, I organized the Aksarben Chapter, Order of the Eastern Star, in Omaha, Nebraska and I served as the first Worthy Matron of that Chapter. What an education I got in one year!*

I haven't told you too much about my husband, but without his encouragement I often wonder if there would have been a Job's Daughters' organization. I just know that I couldn't have accomplished it by myself. As I told you, William graduated from Creighton Medical College in 1904, and when World War I was declared, he left his medical practice and joined the Army. He was sent with a medical unit to France and was active in the medical field until 1919 when he was able to return to the United States. He was a member of the Masonic Lodge because he had a strong belief in the lessons of Masonry. William was my enthusiastic partner in my dream of a Masonically-related organization for teenage girls. He gave many hours of his time and talents, and even served as an "Inspector" until October 1922. Now, I know some of you are wondering what an "Inspector" was ... and some of you have already guessed, today they are called "Deputies".

After studying the Juvenile Court records, I decided to organize a club dedicated to the welfare of young girls. My own childhood was so enriched by my loving mother's teachings and I wanted other young women to benefit from uplifting ideals and principles. I wanted them to know the beautiful lessons of literature and drama found in the Book of Job. My mother was very religious and I loved her dearly. I honored her by dedicating the Order of Job's Daughters to her memory.

A conference was held at my home with the Grand Officers of the Order of the Eastern Star on October 20, 1920. I proposed that the meeting place be called the Bethel, which means "holy place". From this, many other ideas sprung up, all of which constitute Job's Daughters. Job was perfect and upright, one that feared God and hated evil. I believe his story to be one of the most beautiful books in the Bible. The Order is founded upon the 15th verse of the 42nd Chapter of Job... "And in all the land were found no women so fair as the Daughters of Job; and their father gave them inheritance among their brethren." In my heart, I just knew there was a need for young girls of Masonic relationship to learn the beautiful story of Job in an organization of their very own. Now, as I've told you, I didn't accomplish this vast undertaking by myself. I couldn't have! I asked the support of all my friends and especially Mr. James E. Bednar, a 33rd degree Mason and Worthy Grand Patron of the Order of Eastern Star in Nebraska. He was a good friend of J.B. Fradenberg, Grand Master of Masons in Nebraska, and let me tell you that anything, anything "Masonic" attracted their attention. It's no wonder you girls are asked to appreciate your Masonic and Eastern Star members. They helped so much in establishing Job's Daughters. Our Order was founded in perfect harmony and accord with Masonry, and has continued to operate that way.

The first Bethel was instituted with 118 members at the Masonic Temple in Omaha, Nebraska. There were many other things to be arranged even after the Bethel was organized. Marches were timed and planned to harmonize with the music. The music was selected so it would blend with the ritualistic work. As you can imagine, there were many rules and regulations before a Ritual was printed, but the first Ritual was all in typewritten form. That would be a real challenge for your Directors of Epochs, I'm sure. Finally we were ready for our first meeting. The first three petitions received on March 18, 1921, were signed by Dorothy Crawford and our two daughters, Ethel and Ruth Mick. The first Bethel organized was Bethel No.1 in Omaha, Nebraska, and Miss DeEtte B. Smith was the first Honored Queen. She was a sweet girl and served her station well.

During the year 1921 many dispensations were issued for new Bethels. The first Bethel in (Jurisdiction) was started in (city) on (date). You girls, check out your charter after the meeting to see when you received your dispensation.

Have you noticed, I keep referring to the "Order of Job's Daughters?" That isn't what you say today, is it? August 6, 1931, is a date to be remembered by all, for on that day a class of thirty-one girls was initiated in Vancouver, British Columbia, Canada. Dear Emily Maxwell, Worthy Grand Matron of the Order of the Eastern Star in British Columbia, worked diligently to establish Job's Daughters in Canada. Do you know that 300 people attended that ceremony? I'll never forget the event, for on that date we became an international organization.

Of course, I stayed interested in this beloved organization and served on the Educational Committee and Revision of Law Committee. In 1923 and 1924 the music was revised. This resulted in huge choirs and a greater interest in classical and sacred music. I was honored at the Supreme Session, August 1933, in Flint, Michigan, when it was voted that March 9th of each year would be celebrated by all Bethels of Job's Daughters International in honor of me! Now you celebrate Founder's Day - the whole week long and you've found so many ways to tell the world of our beautiful Order.

During the closing months of our second year, I devoted my time to creating an emblem suitable and in accord with the ritualistic work of the Order. It was based on the circle, the three Daughters in the East, and the open book.

With the organization growing in a democratic manner, I was pleased to devote my spare moments to the goal I had aimed for in this work - Education. Thus, I was asked, by the Supreme Council, to be the life chairman of the Supreme Education Committee.

Though my husband and I moved from Nebraska, you must know my heart and interest never left that beautiful state. And now, I will close with the blessing I used at the conclusion of the first Supreme Session.

"May the great God continue to multiply His blessings on Job's Daughters; may their lives be long to serve God faithfully, and may they be steadfast and upright forever. With best wishes for the future success of our Bethels, and for your continued good work for the betterment of humanity."

Thank you, Daughters for letting me speak tonight (today). Those who have carried on my dreams have done well - and I thank you very much.

Continue spreading of the light of virtue, knowledge and truth, furnishing the environment for the buds of promise in the intelligent ideals our Masons, cherish with pride and the honor.

You are my "Buds of Promise." Remember, what you learn here and try to apply it to your daily lives. For by doing that, my dream comes true and your life is truly enriched.

(Mother Mick rises and leaves the room. The chair placed on East Line is removed.)

HONORED QUEEN (or NARRATOR): Thank you for coming, Mother Mick, we have learned so much about our Order. (Leads in applause as Mother Mick leaves the room.) **Ethel T. Wead Mick passed away February 21, 1957 at Shaker Heights in Cleveland, Ohio, where she had continued to live after the death of her husband. Mother Mick was buried in Forest Lawn Cemetery, Omaha, Nebraska. A Memorial Scholarship Fund was started at the Supreme Session in 1958.**

References:

"History of Job's Daughters" by Dr. William H. Mick, pg. 7-25 in *Suggestive Ideas* by E.T.W. Mick. Publication date unknown; out of print.

"Official History of the IOJD SGC 1961" by SGC Committee 1961 and 1966, published by the SGC. Copies available from the SGC Office.

CEREMONY FOR PROSPECTIVE MEMBERS AND THEIR PARENTS

The information contained in this ceremony is intended for use in an open Bethel meeting to inform prospective members and their parents about the JDI, its ideals, principles and teachings. By providing a ceremony that explains our Order, prospective members receive a positive introduction to Job's Daughters. This first exposure may help to alleviate concerns and create a sense of trust and understanding of what members gain from Job's Daughters. It is advisable that this ceremony be just one part of the entertainment for this event. Coupled with a fun activity, the prospective member and her parents will see the breadth of what Job's Daughters has to offer. Of course, be sure to have petitions on hand to distribute at the conclusion of the event.

The Officers and Choir shall wear Official Regalia, follow established lines for floor work, and assume the Attitude of Prayer when necessary. The Bethel Room shall be prepared as for a regular Bethel meeting. The National Emblem and Bethel Flag should be placed in the Preparation Room.

This ceremony is the first impression on the prospective members and their parents. Therefore, it is important that all Officers have their parts memorized.

Bethel Guardian, Associate Bethel Guardian, and Choir enter as per Ritual for the opening of a regular Bethel meeting.

BETHEL GUARDIAN: Bethel Number ____ of ____ (City) ____ (State, Province, or Country) of Job's Daughters International is about to convene for a special open meeting. We invite all those present to remain, so that you may become familiar with the lessons that are offered to young women in Job's Daughters. Bethel Guardian bows to Musician to begin "Open the Gates of the Bethel". Officers enter as per Ritual. When Officers are in position, the Honored Queen continues.

HONORED QUEEN: Marshal, (rises) you will retire and present the flag of our nation west of the Altar. As Marshal retires, the Honored Queen explains the raps of the gavel to prospective members. As Marshal enters Bethel Room with flag, three raps of gavel (**). Marshal uses regular lines of march. When flag is in position, Honored Queen continues.

HONORED QUEEN: I present our country's flag, born in freedom, cradled in independence by the pioneers of a glorious country. It has been the symbol of a nation in its vicissitudes as well as its glories. It has been an inspiration to the hearts, minds, and souls of all who desire to be free. May it ever be borne aloft in the defense of every righteous cause. May our hearts be filled with all that it signifies as we rally to its support, and may we, as citizens of this nation, ever follow it with honor and in peace.

Marshal, place it in the East at the right of the Senior Princess. Marshal uses regular lines of March. When Flag is in the East, Honored Queen continues. Pledge may be omitted if it is not the custom of the government.

HONORED QUEEN: All citizens of (Country) will join in pledging allegiance to the flag. As Marshal turns to return to her station, Honored Queen sounds one rap of gavel (*). After descending dais, the Marshal stops and turns toward the prospective members.

MARSHAL: You have witnessed just one of the primary lessons of Job's Daughters, respect for our country, its laws, those who have made possible the wonderful freedoms we enjoy today, and respect for our flag - the symbol of our Great Nation. Throughout our lives, this lesson becomes the binding thread that holds the very fabric of our values together. Marshal returns to her station and is seated.

HONORED QUEEN: Marshal (or Bethel Flag Bearer) (rises), you will retire and present the Bethel Flag west of the Altar. When Flag is in position, Honored Queen continues.

HONORED QUEEN: Daughters, you will rise and join with me in singing the Bethel Flag Song. Daughters rise, turn toward flag, and sing the song. **Marshal** (or Bethel Flag Bearer), place the Bethel Flag in the East. Marshal (or Bethel Flag Bearer) follows regular lines of march to present flag in the East. One rap of gavel (*). When Marshal (or Bethel Flag Bearer) is at foot of dais, she turns toward the prospective members and says:

MARSHAL (or **BETHEL FLAG BEARER**): Our Bethel Flag represents our Order. The purple, which is the basic color of Job's Daughters, stands for the highest ideals of life. The white symbolizes purity, and the triangle is the emblem of our Order. Marshal (or Bethel Flag Bearer) returns to her station and is seated.

HONORED QUEEN: (rises) Our Chaplain will lead us in prayer. Three raps of gavel (***). Chaplain attends at the Altar as per Ritual.

CHAPLAIN: Oh, merciful and loving Father, we come to You in faith, knowing that You will hear and answer our prayer. Be very near to us in this hour and let Your blessings rest upon us as we humbly seek to do Your will. Help us to see clearly the power and influence of a beautiful and womanly life. And, as we labor for the highest ideals of life, may union and harmony prevail as we strive to become more gracious and loving, more faithful and patient day by day, and thus complete the foundation of a useful and perfect life. We ask in Your name. Amen. All Daughters respond by saying "Amen". Chaplain rises, returns to her station. Recorder assumes place at the Recorder's desk. One rap of gavel (*). Chaplain is not seated. She turns to the prospective members and says:

CHAPLAIN: We learn that if we live in accordance with the teachings of our Creator, we will be enriched. We gain insights on what is expected of us by studying the Bible and talking with God through prayer. While I am at the Altar, all members of Job's Daughters assume the Attitude of Prayer which is given by bowing the head and placing the open hands palm to palm, fingers pointing upward. Chaplain demonstrates Attitude of Prayer and is seated.

HONORED QUEEN: In the name of our Lord and by virtue of the power vested in me by the Supreme (Grand) Guardian Council, I now declare Bethel Number ____ of ____ (City) ____ (State, Province, or Country) of Job's Daughters International assembled for an Open Meeting. One rap of gavel (*).

HONORED QUEEN: Recorder, (rises) you will read the Special Dispensation. Recorder reads the Special Dispensation and is seated.

HONORED QUEEN: We have invited you here to witness this special ceremony that explains the ideals, principles and teachings of Job's Daughters International which serve as guide posts for life. As the Job's Daughters motto states, "Virtue is a quality which highly adorns woman". During this ceremony, we will provide information that will describe our Order, and give you a better understanding of Job's Daughters.

This is considered an Open Meeting. Usually, our meetings are closed, which means that the only persons who can attend are members of Job's Daughters, their parents, step-parents, grandparents and guardians, Master Masons in good standing, or women at least 20 years of age who are either the wife, daughter, granddaughter, mother, sister, half-sister, or widow of a Master Mason. Additionally, a woman who is a member of an adult organization basing its membership requirements on a Masonic relationship or if married, is eligible to membership in such an organization, Majority Members, and the husband of a Majority Member of Job's Daughters can also attend meetings.

All of our regular meetings follow the form outlined in our Ritual - this small purple book. (Holds up Ritual.) Each member becomes very familiar with its contents. When she holds an office, she learns certain parts that she presents at meetings of our Bethel. This is an excellent means to gain poise and experience before groups. At this point, you are probably wondering how our organization began. Our Senior Princess will explain. Honored Queen is seated. Senior Princess rises and faces the prospective members.

SENIOR PRINCESS: Job's Daughters International was founded in Omaha, Nebraska in 1920 by Ethel T. Wead Mick. When she was a child, her mother urged her to be like the daughters of Job, who are described in the Book of Job, Chapter 42, Verse 15, "and in all the land were no women found so fair as the daughters of Job; and their father gave them inheritance among their brethren". Today, this Bible verse is the source of the principles of our Order. Little did Mrs. Mick know that she would create an organization that today reaches across the United States, into Canada, the Philippines, Australia and Brazil, and has touched the lives of young women from all walks of life.

The fundamental object of Job's Daughters International is to band together young women for spiritual and moral upbuilding, to inspire the desire for knowledge, to teach love of Country and Flag, love of home, respect for parents and elders, and reverence for the Holy Scriptures. That tie to the Holy Bible is the foundation of our every action. Now, our Junior Princess will explain the significance of our work. Senior Princess is seated. Junior Princess rises and faces the prospective members.

JUNIOR PRINCESS: Nothing is more fitting during the developing years of a young woman than the lessons that can be learned from the Book of Job. We learn that throughout life, from early childhood to old age, we encounter many trials and tribulations that will test our faith.

The drama of Job, which unfolds as he faces calamities, is portrayed in our lessons, symbols and songs. As these are unveiled during our ceremonies, all in attendance are inspired by the story and its message for us as we confront the challenges of daily life. Our reliance on the Holy Bible as the source of strength in our lives, is most evident in the story of Job and the watchwords we learn. Members of Job's Daughters are given symbolic words that are only shared with other members of the Order. These are representative of the lessons in the story of Job that are taught during the Ceremony of Initiation. Junior Princess is seated. Honored Queen rises.

HONORED QUEEN: Therefore, it is important that we, as Job's Daughters, ever strive to be the "Fairest In All The Land". And, we also must remember our Masonic relationship, as it states in the 15th verse of the 42nd Chapter of Job, "... and their father gave them inheritance among their brethren". To us, this has a special meaning. All Job's Daughters must be related to a Master Mason, or the daughter of a Majority Member of Job's Daughters. Job's Daughters International is the only organization that requires all of its members be related to a Master Mason. This ties us closely to the Masonic Fraternity. Some of you may not be familiar with Master Masons. The five Messengers will now relate the history of Masons and why Job's Daughters has such a strong bond between its members and Master Masons. Honored Queen is seated. The Five Messengers rise and present their parts, each in turn, then are seated.

FIRST MESSENGER: The origin of Freemasonry is said to date back to a time before the Christian era. Masonic tradition informs us that in the middle of the 17th Century, a group of skilled builders, banded themselves together for the protection of their craft and the prosperity of their skills. They worked under their own government and traveled freely from place to place as work required. They were believed to be the builders of the magnificent edifices of the medieval period of cathedral building in Europe and are said to be the first "Master Masons".

SECOND MESSENGER: Some years later at the Goose and Gridiron Alehouse in London, England, on June 24, 1717, four Lodges publicly acknowledged the existence of the Masonic Fraternity and formed the first Grand Lodge. The lofty moral principles, noble ideals and manly virtues of those who were known to be members of the Society, attracted men of prominence in the Church and the State whose high character and fine attainments had made them distinguished. This is the recorded history of Freemasonry as it is known today.

THIRD MESSENGER: Persecuted by the Church and the State because of its successful efforts to promote free thinking and lofty ideals, Freemasonry's pages in history became smeared with the blood of martyrs who gave up their lives that the Order might survive. Its history also has many pages covered with the records of deeds well done; of bonded men set free; of mercy and goodwill to all mankind.

FOURTH MESSENGER: A noted writer on the subject of Freemasonry tells us that the great secret of this Fraternity is that it makes men aware of the divinity and goodness within themselves. A Mason's whole life takes its meaning and direction from this divine spark of goodness. This same writer says, "A man is a Mason, when he can look over the rivers, the hills, and the far horizon with a profound sense of his own littleness in the vast scheme of things, and yet has faith, hope and courage which is the root of every virtue."

FIFTH MESSENGER: The high ideals of this great Masonic Fraternity that we revere and honor are revealed in this quotation from The Veil of Isis; "The doctrines of Masonry are the most beautiful that are possible to imagine. They breathe simplicity of the ages, animated by the love of a martyred God. That word which Puritans translated "Charity", but which really is "Love", is the keystone which supports the entire edifice of this mystic science. Love one another, teach one another, help one another. This is our doctrine, all our science, all our law. We have no narrow-minded prejudices; we do not debar from our society this sect or that sect. It is sufficient for us that man worships God no matter under what name or in what manner. It is impossible to be a good Mason without being a good man."

HONORED QUEEN: Among those principles which we hold most dear is the democratic structure of our organization. The members preside over the business and other affairs of the Bethel and are responsible for implementing and taking part in all activities. From this, we learn leadership and the rights and privileges that are ours if we do our part in a democratic society. We are under the supervision of an adult advisory group, comprised of nine members and known as the Bethel Guardian Council. The top two authorities are the Bethel Guardian and Associate Bethel Guardian. Honored Queen is seated. Senior Princess rises.

SENIOR PRINCESS: We call this group of girls and our meeting place a "Bethel" which means "Holy Place". When we enter our Bethel, everyone is equal. This is an important tenet in our beliefs. Regardless of one's status outside, when within the Bethel, we practice the belief that we all are of equal importance in life. You will notice that we all wear identical white Grecian robes to express this equality. Robes such as these were worn at the time of Job. Senior Princess is seated. Junior Princess rises.

JUNIOR PRINCESS: Our colors, purple and white, also represent important lessons. Purple is the symbol for royalty. True royalty is founded in nobility of character, made up of virtuous habits and thoughts. Kindness, patience, thoughtfulness, willingness and many other virtues are essential to noble character. White in all ages has been deemed an emblem of purity and a symbol of joy. We wish for all our members the joy of all good things and finally the greatest joy of all, that of work well done and a life well spent. Junior Princess is seated. Honored Queen rises.

HONORED QUEEN: I, as the Honored Queen, am elected to this position by the members, and I preside over all meetings of the Bethel and serve as their leader. I represent Keren happuch, the third daughter of Job, whose name stands for plenty or abundance. God rewarded Job with the richest blessings after Job maintained a steadfast faith in God, despite the worst possible trials.

The emblem of the Honored Queen is the Horn of Plenty which symbolizes the triumph of Job. All Officers serve a term of six months. Four other Officers are elected by the members: the Senior Princess, Junior Princess, Guide, and Marshal. They will now explain their duties, beginning with the Senior Princess. Honored Queen is seated. Senior Princess rises.

SENIOR PRINCESS: As the Senior Princess, I conduct the ceremony of the Second Epoch. I represent Kezia, the second daughter of Job, whose name stands for prayer, a constant reminder of Job's great faith in God. The emblem of this office is the Urn of Incense which symbolizes prayer. The name Kezia means incense. Senior Princess is seated. Junior Princess rises.

JUNIOR PRINCESS: As the Junior Princess, I conduct the ceremony of the First Epoch. I represent Jemima, the first of Job's three daughters. Purity and truth are my watchwords for all members, to which we should remain faithful in our every thought, word, and act. The emblem of this office is the Dove, which teaches us to be steadfast and seek strength from above.

It symbolizes purity and truth. The name Jemima means Dove. Junior Princess is seated. Guide rises.

GUIDE: I am the Guide. My responsibilities are to lead initiates as they learn the story of Job, and how it applies to us today. I also escort distinguished guests to the East for introduction during our regular business meetings. Guide is seated. Marshal rises.

MARSHAL: My office is the Marshal. I am charged with caring for the flag of our country and displaying it. I also assist the Guide in leading initiates and escorting distinguished guests. Marshal is seated. Honored Queen rises.

HONORED QUEEN: The remainder of our officers are appointed by the Honored Queen. They will now describe the responsibilities of their offices.

Each officer rises, presents her information, and is seated.

LIBRARIAN: I am the Librarian. It is my duty to expose the Bethel to literature, arts and sciences. Our Order is built upon the Open Book, and we should abide by its lessons.

SENIOR CUSTODIAN: I hold the office of Senior Custodian. I help in caring for the properties of the Bethel. We must remember that humble service is of the same importance as greater deeds.

JUNIOR CUSTODIAN: As Junior Custodian, I, too, take care of the properties and assist in setting up the Bethel Room. The performance of humble tasks in life will be rewarded with those of greater importance.

RECORDER: I am the Recorder. I note all proceedings of the Bethel. This office exemplifies the need for all of us to act in such a manner as we would want it recorded in our Book of Life.

MUSICIAN: In my position as Musician, I play the piano (organ) during the meeting. The Musician symbolizes the need for harmony in our organizations.

CHAPLAIN: As the Chaplain, I represent devotion, religion, and reverence. As such, I lead members in prayer. The Altar is located in the center of the Bethel Room, upon which rests the Holy Bible. It reminds us that the teachings of God must serve as the center of our lives.

TREASURER: I hold the office of Treasurer. I am responsible for the funds of the Bethel, and keeping an accurate account. We learn that honesty is the basis of our character.

FIRST MESSENGER: I am the First Messenger. Together with the other Messengers, I explain the story of Job and his trials and tribulations. I represent respect for our parents and guardians, and our charge to serve as examples for our friends.

SECOND MESSENGER: I am the Second Messenger. I remind our members that as we gather knowledge, we must be aware of the trials that life can present us.

THIRD MESSENGER: As the Third Messenger, I emphasize our responsibility to God and all mankind no matter what our station in life.

FOURTH MESSENGER: I am the Fourth Messenger. I represent the quality of righteous service that was displayed by Job.

FIFTH MESSENGER: I am the Fifth Messenger. I stress the need to work to reach our fullest potential in life. From the Five Messengers, members learn the basic ingredients that make our lives happy and fulfilling.

INNER GUARD: I serve as Inner Guard. As such, I respond to warnings from the outside. This teaches us to be alert to temptations from the world around us.

OUTER GUARD: In the position of Outer Guard, I prevent interruptions of the Bethel Meetings. This reminds us that we should ever be on guard against sin.

CHOIR: We, the members of the Choir, share an equal responsibility with the Officers. Becoming accomplished in the art of music is one of the highest achievements in life. The melody of our song resounds in the hearts and lives of our Job's Daughters.

HONORED QUEEN: You have heard the responsibilities and the lessons that Job's Daughters apply to their daily lives. As you can see, we strive for nothing but the best in our every action. Job's Daughters accept these charges with humility and determination. It is the goal of each of us that our lives reflect traits represented here.

We also have a lot of fun. Outside the Bethel, we hold many activities which give us a chance to develop long-lasting friendships. Together, we share the excitement of growing up, and we plan a number of events throughout the year that let us share many special moments. Our Order aims to provide a well rounded experience for its members in all facets of life. This better prepares us for handling the situations and decisions that await all of us for the rest of our lives. But most importantly, we share a special love for one another that is fostered by the close bond that Job's Daughters offers to each one of us. It's a distinctive opportunity. It's one that our members cherish forever. And, it can be yours.

Through this special ceremony, we have tried to answer many of the questions that commonly are asked of us. If you have additional questions, please feel free to ask any one of us after the close of the meeting. Each of you will be given a petition for membership which we will gladly help you fill out.

During the many years of the existence of Job's Daughters, our Order has been assisted by some very special people. We take time at each meeting to honor them. I would like to present to you the beautiful people who have helped us reach the heights we enjoy today.

Proceed with Escort and Introductions as per Ritual, but eliminate Honors. Introduce the prospective members and their parents. A token gift may be presented to the prospective members. One rap of gavel (*).

HONORED QUEEN: **Remarks.** Honored Queen calls on Bethel Guardian, Associate Bethel Guardian, and others who may have a special message for the prospective members. One rap of gavel (*).

HONORED QUEEN: **Closing Ceremony. Chaplain, you will attend at the Altar.** Three raps of gavel (***). Chaplain attends the Altar, as per Ritual.

CHAPLAIN: **Our Father in Heaven, we thank You for Job's Daughters International. Ever keep us mindful of the valuable lessons of our Order so that we may always be "The Fairest in the Land". We ask for Your blessing on those who are present here today. May the beauty of our Order shine in their hearts. Instill in us the patience and faith of Job as we depart here to go our various ways. Guide us all in a life that better serves You. Amen.** All Daughters respond by saying "Amen". Chaplain reverently closes Bible as appropriate music is played. She returns to her station.

HONORED QUEEN: **All present will please be seated until the Officers and Bethel Choir have retired.** Custodians remove chairs as per Ritual. One of the closing formations is performed as per Ritual.

BETHEL GUARDIAN: **This concludes our Ceremony.**

March music for officers to retire as per Ritual. It is nice to have the prospective members view the Closing Formation from the East Line, then the Officers can greet them similar to the way new members are greeted after Initiation.

JOB'S DAUGHTERS' EMBLEM

March music as Daughters enter to form triangle. Soft music while forming triangle. Lights semi-dimmed.

NARRATOR: **Before you are your Daughters, arranged in the emblem of Job's Daughters International. This organization is for girls between the ages of ten and twenty who are related to an affiliated Master Mason or a Master Mason in good standing at the time of his death.**

The purpose of this Order is to band together these girls for character building through moral and spiritual development, by teaching a greater reverence for God and the Holy Scriptures, loyalty to our Flag and the Country for which it stands, and a deeper respect for parents and adults.

Founded in 1920 by Mrs. Ethel T. Wead Mick in the city of Omaha, Nebraska, its membership now embraces thirty-six states, representing the United States, five provinces in Canada, Australia, the Philippines and Brazil.

Its Ritual is written from the Bible story of Job, with special emphasis placed upon the 15th verse of the 42nd chapter of the Book of Job, "and in all the land were no women found so fair as the daughters of Job and their father gave them inheritance among their brethren." Master Masons, to you we look for a worthy inheritance that we may truly say "The Fairest in all the Land."

The triangle reminds us of the three-fold influence upon our lives, our God, our country, our home. May the teachings of our Order never fail to strengthen our love and adoration for the Heavenly Father; never fail to strengthen our love and loyalty to our country; never fail to strengthen our love and respect for the family and home which is the foundation of the security in which we live.

Our colors, purple and white, are constant reminders of the royalty of motherhood and the purity of a womanly life. March music as Flag Bearer enters carrying Job's Daughters' flag. Places it in the East on right side and steps to side, gives tribute to flag and remains in the East.

FLAG BEARER:

**Job's Daughters' Flag and oh! how much it holds
For all the Order's members secure within its folds
It stands for joy and order, beautiful and sincere,
Domineering over self and let evil not appear.
Upward and onward and for reverence a token;
Let hope never fail, and truth always spoken.
Its stripes stand for knowledge, waving toward the best,
It floats steadfast and upright, life's future for success.
Teaching respect for elders, love for all the world,
Kindness to fellow men and faith - Though it be furled.
And so we bear you tribute, Job's Daughters' flag - today,
For your land - and our land - and all the world some day.**

March music for Daughters to move out of Triangle into Cross Formation.

NARRATOR: The Cross is the emblem of the Christian faith. As Christ came for all men to see the perfect life, so is this symbol of His death on Calvary's Cross for all to see. It is the Christian's reminder of God's infinite love for us, His children. It is the beacon light of the Masonic fraternity, the love symbol of the Order of the Eastern Star, and the only symbol of hope to offer the youth of today. "Teach us, help us, love us," that we, your Daughters may carry forward the Masonic heritage so soon to be given into our keeping.

The Daughters will repeat the "Mothers', Fathers', and Guardians' Prayer." Prayer is said and song is sung.

NARRATOR: As we sing together, "Onward Christian Soldiers," the audience is invited to rise and join us in singing the first verse. Daughters sing first verse standing still then leave the Cross, turning left and right, and march out. Narrator leaves stage or East as the last of the girls leave the room.

DEGREE OF ROYAL PURPLE

1. This Degree is to be given only at the request of the Supreme or Grand Guardian.
2. The ceremony shall be given at the Annual Session of the SGC by the Supreme Bethel, the Annual Session of the GGC by the Grand Bethel, or at a regular Bethel meeting when requested by the Supreme or Grand Guardian.
3. If the Degree is to be given by the Supreme Bethel, Grand Bethel or Bethel, the Supreme Bethel Honored Queen, Grand Bethel Honored Queen, or Honored Queen shall be notified as soon as possible, and the speaking parts shall be distributed to the necessary officers.
4. The Chairman of the Degree of Royal Purple Committee shall prepare the certificates, arrange for the purchase of the roses, order the medallions, medals or pins and arrange for appropriate engraving. All items shall be available for presentation at the ceremony.
5. All speaking parts shall be memorized.

6. Recipients of the Degree of Royal Purple shall be seated with their Bethels or in reserved seats. If there is more than one recipient they shall be seated on the North and South Marching sidelines.
7. If there is only one recipient the speaking parts should be changed to reflect a single person.

HONORED QUEEN: Members and friends, we have assembled here to honor these Daughters who have been especially generous in dedicating their time and efforts in promoting their Bethels and Job's Daughters International. As Job's Daughters we are expected to be "The Fairest in the Land", but it is often easy to fall short of the mark. The Daughter who always displays faith, trust, responsibility, respect and love should be rewarded. It is with this in mind that we meet to confer the Degree of Royal Purple.

Guide, and Marshal, you will escort the Daughters who are to receive the Degree to the East Line facing west. Recipients rise. Guide and Marshal leave their stations in the West, turn right and left respectively to the North and South Marching Lines and march to the East collecting the recipients on the sidelines. Proceed with escorting the recipients to the East Line as per Ritual. All face west. Guide shall be given the recipients' names prior to the ceremony.

GUIDE: I have the pleasure to present

who are entitled to receive the Degree of Royal Purple. Recipients nod as name is given. Guide and Marshal then cause the recipients to turn and face the Honored Queen.

HONORED QUEEN: The purpose of Job's Daughters is to teach young women to live responsibly, morally and righteously. The Book of Job is a strong foundation upon which to build this training for it deals with a real person, a fallible human being, Job. By studying the trials and triumphs of this man, we hope to discover how to direct our own lives so that we may receive our final reward. Honored Queen is seated.

Princesses and Custodians rise. Custodians take the Dove and Urn from the pedestals, turn to the center, turn East and ascend the dais. Junior Custodian stands on the left of the Junior Princess and Senior Custodian stands on the right of the Senior Princess. They hand the Urn and the Dove to their respective Princesses.

JUNIOR PRINCESS: Upon receiving the Degree of Royal Purple you will be given a medallion (medal or pin). On it you will find engraved a figure of a Junior Princess holding a white Dove as I do now. It is meant to remind you of the lessons of the First Epoch. Remember always to be patient and diligent in your work, and as Job endeavored to teach his children of the power of prayer, may you also continue being useful instruments in conveying God's love and peace.

SENIOR PRINCESS: On your medallion (medal or pin) you will find pictured a Senior Princess holding the Urn of Incense. It symbolizes the important lessons of the Second Epoch, the story of Job's anguish and suffering, and the final triumph of his dedication to his Creator. If you ever begin to doubt that there is a Supreme Being, study the soft colors of the sunrise or the fragrant beauty of a rose, and your faith will be renewed. Princesses return the Dove and the Urn to the Custodians who descend the dais, replace the Dove and the Urn on the pedestals and return to their stations.

Princesses and Custodians are seated at the same time.

HONORED QUEEN: Rises and takes Horn of Plenty in her hands: With the two Princesses, your medallion (medal or pin) has engraved upon it an Honored Queen and her symbol. You have learned well the teachings of the First and Second Epochs or you would not be receiving the Degree of Royal Purple. Yet, even in this hour set apart in your honor, you have another lesson to learn, that of reward. Replaces Horn of Plenty. You must realize that the reward of receiving the Degree of Royal Purple does not signify the termination of your work in Job's Daughters. Rather, it should inspire you to continue in your devotion to our Order. You must remember that all people are equal, regardless of race, creed, color or achievement, and you must not allow pride or conceit to interfere in your relationships with other Daughters of the Bethel(s). You must, above all, live up to your own high standards, that you may encourage others to adopt the kind of life that merits the Degree of Royal Purple.

Our Chaplain will lead us in prayer. Guide and Marshal, you will escort our member(s) west of the Altar. Three raps of gavel (***).

Guide leads to the North Marching Line, turns and marches west to the Altar Line, turns south past the Chaplain's chair and continues into semicircle, stops and faces east. Guide and Marshal take one step back. Musician plays, "Holy, Holy, Holy" as Chaplain attends at the Altar.

CHAPLAIN: Dear Lord, we ask that special blessings rest upon these members. May they be truly grateful for the honor which is bestowed upon them today. As they have known the joy of work well done, may we all become useful messengers of Your peace. Amen.

Musician plays appropriate music as Chaplain returns to her station. Princesses with certificate(s) and rose(s) descend from dais and proceed side by side to the Altar Line.

JUNIOR PRINCESS: This certificate represents the love and appreciation of those with whom you have worked, and the years spent in your association with Job's Daughters. Enters semicircle between Altar and Treasurer's station, presents certificates and returns to position east of the Altar.

SENIOR PRINCESS: May the beauty of this (these) rose(s) remind you of the beauty of the lessons you have learned in this Order. Enters semicircle between Altar and Chaplain's station, presents roses and returns to position east of the Altar. Princesses step back three steps, turn together, march to East, ascend dais and are seated.

Honored Queen carrying gavel and medallions (medals or pins) descends to the Altar Line. Medallions (medals or pins) may be in place beside the Altar before the ceremony.

HONORED QUEEN: I now present you with the medallion (medal or pin) of the Degree of Royal Purple. May you learn to wear it with grace, dignity and humility, that your character reflects the lessons of Job's Daughters. Enters semicircle between Altar and Chaplain's station. Places medallions (medals or pins), one by one, around the recipients' necks or presents pins to the recipients. She then returns to her station.

SPECIAL MUSIC. (Optional)

Three raps of gavel (***).

HONORED QUEEN: Members and friends, these members have proven themselves to be deserving of your respect and admiration and I would ask that you now join me in extending to them a very hearty congratulations. Applause. One rap of gavel (*).

Guide and Marshal, you will escort her (them) to the sidelines. Guide and Marshal escort the recipients to the sidelines or reserved seats and then return to their stations. One rap of gavel (*).

PARENTS CEREMONY

This is a ceremony to welcome parents, grandparents and guardians of the newly initiated Daughters to the Bethel and may be given under Presentations. White carnations or other white flowers should be in the East prior to the meeting.

HONORED QUEEN: Will the parents [grandparents] of the newly initiated Daughter(s) please stand? Guide and Marshal you will conduct our guests to the East Line. (When new parents are in position at East Line the Honored Queen continues).

It is a pleasure for me as Honored Queen of Bethel No. _____ of Job's Daughters International, to welcome you to the initiation of your daughter(s) [granddaughter(s)] into the Bethel.

We have taken these young women through our beautiful ceremony, traversing the trials and tribulations as well as the triumph experienced by Job as written in the Book of Job.

Job's Daughters teaches love, faith, patience and fidelity, qualities which our Daughters can use throughout their daily lives. As they begin their work in the Bethel, helping with its philanthropic efforts and assisting wherever they are needed. It is our desire that you, as parent(s) [grandparent(s) or guardian(s)] take an active part in their commitments to the Order and their oath of allegiance to its principles which they have sworn to uphold.

On behalf of all the Daughters of Bethel No. _____ we ask that you accept the responsibility of working with your daughter(s) [granddaughter(s)] in this Order. We, therefore ask you to respond in the affirmative to this question: "Will you as parents of these Job's Daughters support them in their activities in the Bethel wherever and whenever possible and render assistance when called upon?" (Response)

As a gesture of our love for you and your daughter(s) we present to you this flower whose color means purity and we invite you to view the closing Cross from the East Line at the end of the meeting.

Guide and Marshal you will conduct these adults to the sidelines. One rap of gavel (*).

Honored Queen continues with Order of Business.

BIBLE CEREMONY

SUGGESTIONS:

Turn down the lights as low as possible (preferably out). You should have a person positioned to turn on the lights when indicated in the ceremony.

The Daughters enter the room carrying battery operated lights (candles) which are not yet lit and the Honored Queen carries the Bible.

They may form either the Cross, Triangle or Square & Compass Formation east of the Altar, as per Ritual, or in the west depending on the room arrangement. The line up is as follows:

Honored Queen enters first carrying the Bible.

Marshal

Outer Guard

Chaplain

Fourth Messenger

Third Messenger

Librarian

Guide

Inner Guard

Treasurer

Fifth Messenger

Second Messenger

First Messenger

Recorder

Senior Princess

Junior Princess

Senior Custodian

Junior Custodian

ALL: In the beginning, God created the Heaven and the Earth, and the darkness was upon the face of the deep and the Spirit of God moved upon the face of the waters. And God said: "Let there be Light." (turn on light being carried) and there was Light. And God saw the Light that it was good.

HONORED QUEEN: (at the word BIBLE the Altar light is turned on) The Holy Bible is the Great Light in Masonry and the Rule and Guide for faith and practice. So it is with Job's Daughters. Each Bethel opens and closes with the pages of this great Book.

SENIOR PRINCESS: Time is a river and books are boats. Many volumes start down that stream only to be wrecked and lost in its sands. Only a few, a very few, endure the testing of time and live to bless the ages following. We pay homage to the greatest of all books - the one enduring Book which has traveled down to us from the far past, loaded with the richest treasures that every book has brought to humanity. What a sight it is to see men gathered about an open Bible. How typical of the spirit and genius of men to study its great and simple faith and to follow its gentle ministry to mankind.

JUNIOR PRINCESS: Here is a Book whose scene is the sky and the earth and all that lies between - a Book that has in it the arch of the heavens, the curve of the earth, the ebb and flow of the sea, sunrise and sunset, the peak of the mountains, the glint of sunlight and flowing waters, the shadow of forest on the hills, the song of the birds, and the color of flowers. But its two great characters are God and the human soul and the story of their eternal life.

HONORED QUEEN: Take this great and simple Book, white with age, yet new with the dew of each new morning, tested by the sorrowful and victorious experience of centuries, rich in memories, and wet with the tears of multitudes who walked this way before us. Lay it to heart,... live it,... read it,and learn what life is. Make it your friend and teacher and you will know what Sir Walter Scott meant when, as he lay dying, he asked Lockhart to read to him.

"From what book?" asked Lockhart and Scott replied: "There is but one Book."

Chords for Daughters to kneel as per Ritual. Sing "Nearer My God to Thee", "We March to Victory", or other appropriate song.

When song is complete, Daughters rise as per Ritual, Honored Queen turns to South Marching Line and marches out without forming line in the west followed by the other Daughters as per Ritual.

FLAG CEREMONY FOR THE UNITED STATES FLAG

1. This may be given at a regular Bethel meeting under No. 6 of Order of Business.
2. It may be given as an exemplification to Masonic and/or related Orders. A triangle formation west of the Altar is suggested or Officers remain at their stations.

HONORED QUEEN: **Marshal, you will present the flag of our country west of the Altar.** Three raps of gavel (**). Marshal leaves her station, turns left to North Line, proceeds east to the East Line, turns right to center and ascends the dais. Takes flag from stand, descends dais, turns right to North Line, then west to point between Fourth and Fifth Messengers, enters the semicircle and stands behind the Altar facing the East posting flag. One rap of gavel(*).

HONORED QUEEN: **The Officers taking part in the ceremony will please rise.**

FIRST MESSENGER: **This flag is a symbol of patriotism and love of country - an inspiration to men fighting for freedom and an emblem of faith in justice.**

SECOND MESSENGER: **Many have given their lives knowing that "Freedom Under God" was more precious than life without honor and liberty; our flag is a history of courage and a symbol of hope for the future.**

THIRD MESSENGER: **Our flag was born in independence; a symbol of our ideals, our aspirations and achievements as Americans and ever reminds us that our forefathers struggled and sacrificed to bequeath to us a free and proud country.**

FOURTH MESSENGER: **Our beautiful flag should remind us also that we must ever strive to honor our heritage, promote brotherhood and extend a hand of friendship and understanding.**

FIFTH MESSENGER: **Woven into the fabric of our flag are threads of faith, honor, courage, liberty, justice and understanding. Let us strive so to live that these same threads are woven into the fabric of our characters.**

INNER GUARD: **The stripes of alternate red and white proclaim the original union of thirteen states to form the United States of America. The stars of white on a blue field constitute our national constellation to which a new star has been added with each new state. The stars and stripes signify a union both past and present.**

LIBRARIAN: **The colors of our flag were officially recognized by our forefathers to be white for purity, red for valor and blue for justice and they have remained throughout the years. Let us have faith that there is goodness in the hearts of men, courage in their deeds, and justice in their actions.**

TREASURER: **Our flag is also a symbol of our country, the United States of America, a land where unity is strength, where peace is dear to every citizen and where there is still opportunity and freedom of choice.**

JUNIOR CUSTODIAN: **When our colorful flag is rippling in the breeze, it is as if it is saying to all of us, "I hold out a promise. Everyone, regardless of his birth, has a shining, golden opportunity: the right to live, to work, to be themselves, and become whatever their hopes, dreams and visions can combine to make them". This is the promise of America.**

SENIOR CUSTODIAN: **The American Creed ends with these words, "I therefore believe it is my duty to my country to love it; to support its constitution; to obey its laws; to respect its flag; and to defend it against all enemies". Wouldn't it be wonderful if all citizens not only knew this creed but lived it day by day?**

HONORED QUEEN: Each day we should ask our Creator to keep His protecting hand over us so that we may pass on to those who come after us the heritage of a free people. Our Chaplain will lead us in prayer. Three raps of gavel (***)

Chaplain approaches Altar as per Ritual. Musician plays appropriate music.

CHAPLAIN: Almighty God, it is our prayer that You will continue to keep the United States in Your Holy protection; help us to be obedient to law and order; teach us to be just; to love mercy; and to clothe ourselves with charity, humility and a peaceful temper of mind. Help us to follow your example, for without following in Your footsteps, we can never hope to be a happy nation. Grant this prayer, we beseech You. Amen.

Chaplain returns to station as per Ritual. Musician plays appropriate music.

HONORED QUEEN: This concludes our ceremony. One rap of gavel (*)

SEEDS OF PROMISE

A ceremony for Job's Daughters-to-Be

SUGGESTIONS:

1. A tiny live rosebud for each Job's Daughter-to-Be (JD2B)
2. Seat the Job's Daughters-to-Be on South in section just east of Altar line.
3. If you have other JD2B, they could sing "I am a Promise".

HONORED QUEEN: (rises) When our organization was started by Mrs. Ethel T. Wead Mick in Nebraska in 1920, she called her Job's Daughters "Buds of Promise". Tonight we welcome our Job's Daughter(s)-to-Be, she is (they are) the Seeds for the Buds of Promise.

Guide and Marshal, you will escort our Job's Daughter(s)-to-Be, west of the Altar. Honored Queen is seated. Guide and Marshal proceed on South Marching Line to where JD2B are seated. Guide bows for JD2B to follow her, Marshal follows JD2B. Guide marches to Altar line, turns north, to a point between the Altar and Chaplain's station, turns west, and positions JD2B behind Altar.

GUIDE: Honored Queen, I would like to present our Job's Daughter(s)-to-Be (names):

HONORED QUEEN: (rises) Welcome. We are glad to have you become a part of our Bethel. Being a Job's Daughter is like being a rose, both lives are divided into stages.

The first stage is being a Job's Daughter-to-Be. It is the start of something new and exciting, a learning experience, a time to grow, a seed for the promise for something special to come. Honored Queen is seated.

JUNIOR PRINCESS: (rises) The next stage begins when you are ten and are initiated as a Job's Daughter, a rosebud, a Bud of Promise, excited to learn and to find knowledge in everything and everyone around you. Junior Princess is seated.

SENIOR PRINCESS: (rises) The next stage is being knowledgeable about the world and places around you. When you reach this stage, you will have the responsibility of helping the newer girls, the seeds and buds, by becoming a friend. This will be a rewarding experience. Senior Princess is seated.

HONORED QUEEN: (rises) The last stage is being a mature rose, or Daughter, experienced in everything you do. You are now participating in all the Job's Daughter activities, by becoming a real friend, and helping the other members with their endeavors. And when this special time arrives, you will share a special warmth and love.

All these stages are special and full of friends and love. You will grow from a Seed of Promise, to an initiate, a Bud of Promise, into a sharing and caring Job's Daughter friend. Song: "I am a Promise" may be played or sung at this time.

The Honored Queen descends the dais with rosebuds, walks to the north side of Altar and presents each JD2B a rosebud, steps back to the front and center of Altar.

HONORED QUEEN: You represent a seed that will grow into a rosebud. As you watch these rosebuds grow into mature roses, think about how you will grow into experienced Job's Daughters.

Honored Queen backs to a point half way between Altar and East, turns and ascends dais.

HONORED QUEEN: Mother Mick once said,

**"There is something that makes a Bethel
Out of four walls, ceremony, and prayer.
Something like seeds in a garden,
Becomes a Bud of Promise rare."**

Guide and Marshal, will you escort our Job's Daughters-to-Be to the East. Guide, rounds Altar on south followed by JD2B and Marshal, rounds Altar on north (if more than one JD2B they follow Guide and Marshal equally), all march abreast to East Line.

HONORED QUEEN: (presents them with their card, and introduces them) It is with pleasure that I present (name), new Job's Daughter-to-Be. Guide and Marshal, will you escort our Job's Daughter(s)-to-be to their seats, after which you will return to your stations.

Guide, followed by JD2B(s), and Marshal, turn to South Marching Line and escort JD2B(s) to their seats. Guide and Marshal return to their stations side by side and are seated. One rap of gavel (*)

ROSEBUD

A ceremony for new members

SUGGESTIONS:

1. A live rosebud for each new initiate.
2. This can be given as a Librarian's Report with the Librarian as the narrator.

NARRATOR: This ceremony is mainly for the newest members of our Bethel, but it's for the rest of us, too.

Being a Job's Daughter is like being a rose. Both lives are divided into three stages. The first stage is being a new person, or rosebud, in a new place, excited to learn and find knowledge in everything and everyone around you.

The second stage is being knowledgeable about the world and places around you. The second stage has the responsibility of helping the newer girls, or buds. This responsibility is rewarding.

The third stage is being a mature rose, or Daughter, and experienced in everything you do. Ready for the responsibility of helping everyone with almost anything. When you help them, you feel a special warmth and love that you share. All the stages are special and full of friends and love.

Appropriate music may be played at this time. Suggested song: "The Rose" with permission of copyright owner. As the last verse is played, the Narrator advances to the new members and gives each new Daughter a rosebud.

As you watch these rosebuds grow into mature roses, think about how you will grow into experienced Job's Daughters.

FRIENDSHIP CEREMONY

SUGGESTIONS:

1. To be used for a Friendship Meeting.
2. Make copies of the closing poem and distribute to the guests at this meeting.

HONORED QUEEN: (rises) **If we want to know what friendship is we must seek it, not as if it were a pot of gold at the end of the rainbow, but among humans who are living a good life, richly and fully.**

INNER GUARD: **Watch carefully over your friendships for true friendship is a gift.**

OUTER GUARD: **Friendship, like love is but a name...unless for one you light the flame.**

JUNIOR CUSTODIAN: **All the joys of life depend on the art of making and keeping friends.**

FIRST MESSENGER: **The only way we can have a friend is to be one.**

SECOND MESSENGER: **A friend may well be reckoned the masterpiece of the world.**

THIRD MESSENGER: **Friendship can be the sunshine of life.**

FOURTH MESSENGER: **Friendship is like a chain of gold, binding friends together.**

FIFTH MESSENGER: **Friendship's hand can help to lighten the load along the way.**

LIBRARIAN: **True friendship is one of life's most precious gifts.**

MUSICIAN: **Friendship knows another's thoughts and cares about them too.**

RECORDER: **Friendship is like a rare gem which never loses its brilliance.**

CHAPLAIN: **Friendship grows better with age as feelings mellow and understanding deepens.**

MARSHAL: **Friendship, like loyalty, is lasting and real.**

GUIDE: **Friendship leads us along life's road to heights not known before.**

JUNIOR PRINCESS: **A friend can truly be God's most perfect gift.**

SENIOR PRINCESS: **Friendship endures all of life's trials and every test it is given.**

HONORED QUEEN: **Friendship can mean the difference between living and really enjoying life. It can bring the wonderful feeling of knowing that someone cares. Friendship gives you a new insight into yourself and others. These insights give a new meaning to life. Friendship shares the spirit of the sky and the splendor of a new day.**

The Officers form a heart. Outer Guard takes a position inside the Preparation Room door. The Guide descends the West Dais, turning to South Marching Line and is followed by the Inner Guard, 2nd Messenger, 1st Messenger, Treasurer, Recorder, and Junior Custodian.

The Junior Princess descends from the East Dais and takes her position in the heart followed by the Guide and other officers. The Marshal descends the West Dais at the same time as the Guide, turning to north marching line and is followed by the Outer Guard, 5th Messenger, 4th Messenger, 3rd Messenger, Chaplain, Librarian and Senior Custodian. The Senior Princess descends from the East Dais and takes her position in the heart followed by the Marshal and other Officers. The Honored Queen descends the East Dais and takes her position in the center of the heart. (See Diagram 51) When in position all repeat in unison:

A friend is someone we turn to when our spirits need a lift.

A friend is someone we treasure for true friendship is a gift.

A friend is someone we laugh with over little personal things.

A friend is someone we are serious with in facing whatever life may bring.

A friend is someone filling our lives, with beauty, joy and grace.

A friend makes the world we live in a better, happier place.

Officers return to their stations by reversing their steps.

HONORED QUEEN: **This concludes our Friendship Ceremony.** One rap of gavel (*)

PIN CEREMONY

SUGGESTIONS:

1. Secure Officer's pins to a white ribbon for the ceremony.

HONORED QUEEN: Guide and Marshal, please come to the East for the presentation of pins.

RETIRING HONORED QUEEN: (to the newly installed Honored Queen)

The position of Honored Queen requires your best.

Your leadership ability will be put to the test.

Wear your pin proudly as all Honored Queens do,

And savor these memories your whole life through. (presents pin to Honored Queen)

HONORED QUEEN: (to the newly installed Senior Princess)

As Senior Princess you will sit on my right

Instructing the pilgrims, their pathways to light.

Be aware of the honor this pin holds for you,

And exemplify our teachings in all you do. (presents pin to the Senior Princess)

SENIOR PRINCESS: (to the newly installed Junior Princess)

This pin is accompanied by a cape and a crown.

Wear them with dignity o'er your white Grecian gown.

Responsibility runs high in this office you hold.

In a job that's well done, there'll be treasures untold. (presents pin to the Junior Princess)

JUNIOR PRINCESS: (to the newly installed Guide)

The initiates will look to you as their guide,

To impart our lessons with love and with pride.

We each will endeavor to work hand in hand.

To strengthen our Order throughout all the land. (presents pin to the Guide)

GUIDE: (to the newly installed Marshal)

As Marshal you'll sit in the West,

Assisting the Guide and doing your best.

Our country's flag will be in your care,

And all will know you're the fairest of fair. (presents pin to the Marshal)

HONORED QUEEN: Guide and Marshal, you may return to your stations.

LOVE IS... OUR PARENTS

A ceremony honoring parents

SUGGESTIONS:

The officers may form a heart shape east of the Altar. The Honored Queen will take a position two steps west of the East Line, taking a roll of red crepe paper. As each officer steps into position and gives her part, they will pass the crepe paper to the next officer. This will continue after each officer gives her part, until a red heart has been formed. Each officer may also hold the letter she represents.

HONORED QUEEN: Love is our parents. Only one thing could motivate parents to work so diligently or sacrifice so willingly for their children and that is love. To be a parent is to be a constant teacher and advisor, to be gentle and to be firm while constantly learning and listening. To be a parent is to have one of the most challenging, yet rewarding, full-time jobs on earth.

In order to succeed in this job, parents must be filled with love, and it is in honor of this love that we present this ceremony tonight (today), for truly, love is our parents.

JUNIOR PRINCESS: The letter L alludes to the leadership our parents teach us. The ability to step forward and guide people when they need help and maintain organization in time of trouble is a quality to be desired.

JUNIOR CUSTODIAN: The letter O represents obedience to our parents, guardians and elders thus showing them our willingness to cooperate in making a better world.

TREASURER: V signifies virtue, a necessary quality for everyone. Our parents recognize this and teach us that a constant application of moral values will enrich our lives.

FIRST MESSENGER: The letter E reminds us of endurance, often reinforced by faith in God, which is needed to cope with the hardships and trials of life.

SECOND MESSENGER: I stands for individuality that our parents teach us to respect and retain, even in this society which tends to promote conformity and places more stress on people as a mass than as separate individuals.

GUIDE: S is represented by Sincerity, an important attribute in our characters and we should always strive to be genuine and honest in our thoughts and actions.

FIFTH MESSENGER: Patience, denoted by the letter P, is an asset we must cultivate by recognizing shortcomings in ourselves and others.

MARSHAL: A signifies that we are taught to be Aware of everything around us, and to be Alert and considerate of other people and their feelings.

FOURTH MESSENGER: The letter R signifies respect, and we should show respect for our fellow man and his rights, as well as all of God's creations.

THIRD MESSENGER: E represents our endeavors in life, and even though we encounter temptations and difficult decisions, let us learn from the experienced advice of our parents and from the teachings of God.

CHAPLAIN: N stands for noble, and noble is what our purposes and goals should be, striving to act better, to be better, and to be worthy of our parents', and of God's, love.

SENIOR CUSTODIAN: T, represented by Thoughtfulness is a show of concern and consideration for the welfare and privileges of others, and is an act of love that we should practice more often.

SENIOR PRINCESS: The last letter, S, represents selflessness; being unselfish and generous and always remembering that it is more blessed to give than to receive and truly, our parents must be blessed for they have given so much to us and for us. These sacrifices are proof of their love for us and may we only say that love is our parents.

When ceremony is over, the Officers pass the crepe paper back around the heart to the Honored Queen and then return to their stations.

LET'S GET ACQUAINTED

SUGGESTIONS:

1. The ceremony may be given as an exemplification for other Masonic Orders.
2. The ceremony may be given for prospective members and their parents.

Officers enter as per Ritual. The ceremony uses six officers but the parts may be assigned to more if desired. Officer rises for her speaking part and is seated following part.

HONORED QUEEN: We have invited you here tonight to witness a special ceremony created to help you understand Job's Daughters. Job's Daughters is an organization for girls of Masonic heritage between the ages of 10 and 20. Our members have a special pride in our Order. They will be explaining the symbols of Job's Daughters and giving you some new information. Listen carefully, and after the meeting if you have any questions, ask any of the girls or adults. They will be happy to answer your questions and obtain petitions for you.

Marshal, you will retire and present the Flag of our Nation west of the Altar. Three raps of gavel
(***) Floor work and music as per Ritual.

OFFICER #1: The National Emblem is considered the most distinguished guest at any Bethel meeting and is presented first, before any distinguished member or guest. It holds a place of high honor in the East during the Bethel meeting. Sing National Anthem

HONORED QUEEN: Marshal, you will place the Flag in the East. Floor work and pledge to flag as per Ritual. One rap of gavel (*)

HONORED QUEEN: Bethel Flag Bearer, you will retire and present the Bethel Flag west of the Altar. Floor work as per Ritual.

OFFICER #1: The Job's Daughters' flag consists of our colors. Purple represents the highest ideals of life and white represents purity. The triangle is the insignia of our Order with the three daughters of Job each holding an emblem of the three epochs. The Bethel flag represents all the basic principles of Job's Daughters.

HONORED QUEEN: Daughters, you will rise and join me singing the Bethel Flag song.

HONORED QUEEN: Bethel Flag Bearer, you will place the Bethel Flag in the East. Floor work as per Ritual. One rap of gavel (*).

OFFICER #2: The Altar is placed in the center of the Bethel room. The Holy Bible is placed in the center of the Altar. Job's Daughters use a white Bible symbolizing light and purity. During our meetings, the Chaplain reverently opens the Bible to the 42nd Chapter, 15th Verse of the Book of Job. "In all the land were no women found so fair as the daughters of Job, and their father gave them inheritance among their brethren."

HONORED QUEEN: Please join our members in reciting the Lord's Prayer. Three raps of gavel
(***) Members assume the Attitude of Prayer. One rap of gavel (*) following prayer.

OFFICER #3: Job's Daughters International is the only organization for girls that requires all of its members to be related to a Master Mason. While Job's Daughters is not a part of the Masonic Fraternity, this pre-requisite ties it closely to the Masonic Order. Our Order is built upon the Book of Job which teaches us that throughout our lives we encounter trials and tribulations which must be met and overcome. Our meetings are held in a Bethel, a word which means "holy place". The Honored Queen's station is in the East of the Bethel symbolizing light, authority, and understanding. The West is known as a reflection of God's word. The officers in the West guide those seeking membership. The Inner and Outer Guards, stationed within and without the door of the Bethel, guard against interruptions.

OFFICER #4: Purple is the basic color of our Order, representing the highest ideals in life. It is the color of high dignity and emblematic of a high office. White is the second color of our Order. It has been used for centuries as a symbol of purity and innocence. Our Honored Queen and Princesses wear purple capes to signify dignity. The Grecian key design on the border of the capes is white and signifies our faith in our way of life, and stands for protection. The design is continuous and therefore represents eternal life and reminds us of continuous good conduct. The crown is a symbol of success.

OFFICER #5: The floor work of Job's Daughters represents a pathway of life. We never walk in front of the Altar while the Bible is open, because that would disrupt the beam of light, wisdom and harmony between the Bible and the East. The sideliners represent the cornerstone and foundation of the Bethel. The object of Job's Daughters International is to band together young women for spiritual and moral upbringing, to inspire the desire for knowledge, to teach love of God, Country, Flag and home, and respect for parents and elders, to have reverence for the Holy Scriptures the principles for which Freemasonry stands. Job's Daughters is democratic and faithful in purpose, preparing young women for domestic, civic, patriotic, business, religious, fraternal, and social activities. In our organization we have beautiful music, which inspires us in the reverent parts of our ceremony and brings happiness into our lives.

OFFICER #6: The emblem of our Order is the Triangle. The White Dove symbolizes purity, and represents peace, purity, and divine recognition and approval. It reminds us of Job's first daughter, Jemima. The Urn of Incense represents a pure heart filled with faith, love, and devotion to God. The fragrance of the incense going heavenward symbolizes prayers of gratitude for our blessings.

It reminds us of Job's second daughter named Kezia. The Horn of Plenty is symbolic of the triumph of faith and reminds us of Job's third daughter named Karen happuch. The Lily of the Valley is the flower of our Order and is a symbol of humility, purity, and a clean life. (If desired, the "Story of the Robe" may be done at this point in the ceremony.)

HONORED QUEEN: Our Chaplain will lead us in prayer. Three raps of gavel (***) Chaplain attends the Altar as per Ritual.

CHAPLAIN: Oh Lord, be Thou our Guardian on high, be there to counsel us, to keep us free from fear. Be with us as we part on our various ways, guide and protect each one assembled here. Help us to help each other. May we practice in our daily lives the trustful faith of Job. Bless our leaders, our parents and those near and dear to us. We ask in Thy name. Amen. Chaplain returns to station. One rap of gavel (*)

HONORED QUEEN: Job's Daughters has existed for many years and we are proud of those who have provided special service to our Bethel. We take time to recognize these many people at each meeting. At this time I would like to present to you the members of our Bethel Guardian Council. (Introduces Council members)

In our ceremony tonight we have tried to answer most of the questions you may have about Job's Daughters. If, however, you have further questions, please ask any of us. We would be most happy to help you.

(Omit next paragraph if prospective members are not present.)

If there are any present who are considering membership in Job's Daughters, we urge you to ask for a petition from our Bethel Guardian. Complete this petition giving the name and Lodge of your Masonic relative. The Associate Bethel Guardian will contact the Lodge for confirmation. We would be most eager and happy to initiate each one of you into Job's Daughters.

We now close this special meeting in the same manner in which we close each Bethel meeting. This ceremony is very special to us and we perform it often for our Masonic-affiliated bodies. Perhaps you have witnessed it before. Officers you will rise. (Closing Ceremony as per Ritual.)

STORY OF THE ROBE

Written by Sharlot Avery Swem, PHQ, PSG and others

SUGGESTIONS:

1. May be given as part of an open meeting.
2. May be given as a special ceremony during a Bethel meeting.
3. May be given as a Librarian's report.
4. Speaking parts may be given by a narrator or divided among the officers.
5. Have one Daughter in full regalia exemplifying the robe as parts are given. The Recorder would be in a good position to do this.
6. For a shorter version, you can omit those sections in *italics*.
7. References to the Trinity may be omitted.

HONORED QUEEN: Symbols are ages old and were known and understood long before the building of the pyramids. Job's Daughters uses symbols found within the pages of the Holy Bible to convey to its members the virtues for which they should strive.

Religious symbolism has been preserved through centuries of time and is worthy of our consideration. However, there is another symbol that our Order's members should consider that is often taken for granted; it is our Bethel robe. The members of our Order are easily recognized by their robes of white, some with touches of royal purple, but most people are not aware of the significance of our attire. The robe has deep significance to all Job's Daughters, for wonderful lessons are hidden within its folds.

Our officers will now explain and exemplify the lessons which are to be found within the folds of our Bethel robe.

OFFICER #1: *The Bethel robe is worn, not only because it was the garb of the women in the time of Job, but also because it is symbolic of the qualities and high ideals a true Job's Daughter should cherish.*

The Bethel robe is white and white in all ages has been deemed an emblem of purity and should remind us that virtue is a quality to be admired and desired in women.

OFFICER #2: The yoke is a continuous circle. *There is no beginning and no end, and no place where it can be broken.* It is indicative of life everlasting.

The gathers represent the many friends we make in Job's Daughters. *Like the gathers in our robes, our Job's Daughters friends gather around us and aid in shaping our lives.*

OFFICER #3: The cord is a collection of minute parts, teaching us that in unity of purpose there is strength.

As the cord falls from the yoke it is secured by three twists, reminding us that life everlasting is built upon the virtues of faith, hope, honor and love. The twists are also symbolic of praying hands, a reminder that our Father in Heaven watches over us all.

As the cord is wrapped about the body, it is as though the hands of friends and the encompassing arms of the Master Masons who give us heritage are giving us strength. The cord is tied at the waist in a square knot, admonishing us to face life squarely for future success. When held in place, the cord forms a triangle, the emblem of our Order.

OFFICER #4: In the days of old, ancient priests tied bells on the end of their habit cords.

The bells rang softly as they walked through the villages announcing the priest's arrival and calling the people to prayer.

The tassels at the end of our cords are shaped like bells. When we wear our robes, we call attention to the fact that we are Job's Daughters and our actions should always reflect those of the fairest in the land.

OFFICER #5: The robe's sleeve forms a square, reminding us that we should always turn square corners and walk in straight paths. It teaches us that throughout our lives we should always be upright and on the square. *Our robe is three inches from the floor, repeating one of the most perfect numbers as reflected in the three epochs in our ceremony; Job's three daughters; (the Holy Trinity - Father, Son and Holy Ghost); the ideal family, mother, father, and child; Job's three friends from the East; and the third degree by which that special man who gave us our Masonic heritage became a Master Mason. When wearing our robes, we are reminded that we are all daughters of one God, and thus are equal regardless of our social and economic status.*

OFFICERS #6: We hope that by listening to the story of our Bethel robe, which represents a forward, upward and onward trend toward higher ideals, you too have been inspired by its beauty and its significance to our Order. *Many of the teachings of our Order are exemplified in our robe. Each member is proud to have the privilege of wearing a robe, for it is a constant reminder of the many virtues we should strive to maintain. But most of all, it should be a reminder that our purpose is to live that we may be known as true daughters of Job and the fairest in all the land.*

BETHEL FLAG TRIBUTE

This ceremony is suitable to be given by one person. The Bethel Flag should be placed in a flag stand to the left of the speaker. If possible, have another person hold the flag out so that the emblems are visible for all to see.

NARRATOR: The Job's Daughters' flag represents our Order and the basic principles upon which it was founded. It was designed by Matstrup Jensen, Past Associate Supreme Guardian, from California.

It shows the emblem superimposed on a field of purple and white stripes. From the position of the emblem on the flag three white stripes radiate from each of the three points of the triangle, making a total of five stripes starting from the triangle.

This gives us a flag composed of seven stripes in all, representing the mystic numbers of our Order.

The emblem consists of three Daughters (the Honored Queen and the two Princesses) wearing their capes and crowns and holding the emblems of their office. These Daughters represent the three daughters of Job and the top three officers in each Bethel. The emblems they are holding have special meanings to our members.

The Junior Princess, holding the white dove, represents Job's first daughter, Jemima, meaning dove, a symbol of purity and truth, reminding us to be faithful to every thought, word and act.

The Senior Princess, holding the urn of incense, represents Job's second daughter Kezia, meaning cassia which is used in incense.

The Honored Queen, holding the horn of plenty, represents Job's third daughter Keren happuch, meaning plenty, reminds us that God rewarded Job with great riches and a long life of happiness.

The three Daughters are enclosed within a triangle representing the three-fold influence of Job's Daughters - our God, our Country, and our Home.

The emblematic colors of our Order are purple and white. Purple represents the highest ideals of life and the royalty of womanhood. White symbolizes the purity of a beautiful and womanly life.

At this time, I would like all Job's Daughters, both active and Majority Members to please rise for the tribute to our flag.

After the Job's Daughters rise the Narrator turns toward the Bethel Flag and gives the following tribute, written by Mattrup Jensen:

Job's Daughters' Flag and oh! How much it holds
 For all the Order's members secure within its folds
 It stands for joy and order, beautiful and sincere,
 Domineering over self and let evil not appear.
 Upward and onward and for reverence a token;
 Let hope never fail, and truth always spoken.
 Its stripes stand for knowledge, waving toward the best
 It floats steadfast and upright, life's future for success.
 Teaching respect for elders, love for all the world,
 Kindness to fellow men and faith - Though it be furled.
 And so we bear you tribute, Job's Daughters' flag - today,
 For your land - and our land - and all the world some day.

CEREMONY OF THE SYMBOLS

This ceremony may be presented to other Orders and is suitable for use with a limited number of girls.

HONORED QUEEN: On behalf of Bethel No. ____ I thank you for setting aside a night to honor Job's Daughters. We hope you will be able to attend one of our meetings. We meet at ____ (location) at ____ (time) on the ____ and ____ (days).

Our Ritual is based on the Book of Job in the Book of Holy Scriptures, with special emphasis on the 42nd Chapter, 15th verse: "And in all the land, were no women found so fair as the Daughters of Job' and their father gave them inheritance among their brethren." We are very proud of our Masonic heritage, and that we are part of the Masonic family. We show it in the way we conduct ourselves in our respect for God, our country and our elders.

As Job's Daughters we have certain emblems that mean a great deal to us. I am holding the cornucopia or, as we term it, the Horn of Plenty. It is a symbol of Job's abundance or riches.

SENIOR PRINCESS: I am holding the urn of incense, which gives us the light of courage. The urn reminds us to have faith in God, as Job did during his trials.

JUNIOR PRINCESS: I am holding the white dove, which teaches us peace, thoughtfulness, and love as reflected in the life of Job. He thought not of himself, but of giving to others a helping hand when needed.

GUIDE: On our Altar is a precious possession, the open Book of Holy Scriptures. It is a symbol of our faith and courage, and reminds us of the patience of Job. It is a rule and guide for our journey through life. Throughout history, people have looked to God for guidance. We find that guidance in this Book of Holy Scriptures.

MARSHAL: (Holding out the Job's Daughters' flag.) Our flag shows the emblem of our Order. The three corners of the triangle remind us of the three main teachings of Job's Daughters - the love of God, love of country, and love of home. The Honored Queen, Senior Princess and Junior Princess remind us of the three Daughters of Job. Our colors are purple and white: purple for the royalty of womanhood, and white for the purity of a beautiful and womanly life.

HONORED QUEEN: The Job's Daughters will now form one of the emblems that are used at the close of a Bethel meeting. Our emblems and symbols hold special meaning for us. They show that we are inspired to love God, our country and all the world. We are an integral part of the Masonic family and we thank you for the support that you give to our Order _____ (Name of Order.) We look to you as adult leaders for guidance. With your assistance, we can be "The Fairest in all the Land."

ADULT WORKER MEMORIAL CEREMONY

This ceremony may be narrated by one Daughter, one member of the Supreme, Grand, Jurisdictional or Bethel Guardian Council, preferably someone who was close to the deceased during her/his life or a member of her/his Bethel, or a combination of several people, Daughters and/or adults.

NARRATOR: Let us pray: Heavenly Father, God of courage, strength, understanding and love; we thank you for the life of _____. We shall miss her/his kindness and love. We are confident, as we bid her/him farewell in this life, we will one day join her/him again in that bright, fair land on High. Be very near and especially bless her/his family (names may be mentioned) and all those gathered this day to remember her/him. May all members of this _____ (Supreme, Grand, Jurisdictional or Bethel Guardian Council) know Your abiding presence and comfort. In the Master's holy name we pray. Amen.

The evergreen, which we present this day, is a symbol of everlasting life, which our God has given her/him. The Great Bethel on High has opened for _____ (name), and she/he will now live in the arms of our God forever.

Tender little memories of some word or deed
 Give us strength and courage when we are in need...
 Blessed little memories help to bear the pain that life has tossed
 And soften all the tears and loneliness of our loss...
 Precious little memories of little things that were done
 Make the very darkest day a bright and happy one.

Author Unknown

Because _____ (name) was such a vital member of our Order and loved by many and because her/his fond memories will always be with us and give us comfort, she/he is with us still! A solo or special music may be presented.

Let us pray: May the Lord, Mighty God, bless and keep us forever. May He grant us perfect peace, and courage in every endeavor. Lift our eyes to see Your face, Oh God, and may we be blessed by Your grace forever. In the name of the Lord God, our Father, we humbly pray. Amen.

CEREMONIES FOR SPECIAL OCCASIONS

EASTER SERVICE

During the Opening and first part of the meeting, Bethel Officers assume their stations. When it is time for the ceremony, Officers will retire from room. Guide and Marshal pick up Officers on each side by marching through Messengers' semicircle, and then to East Line, turning north and south, to sidelines, marching out of room. Officers re-enter Bethel Room singing "The Old Rugged Cross." The Honored Queen and the Guide lead off going to opposite sides of Guide and Marshal's stations and fifth Messenger's Chair, forming a single line in the semicircle. Honored Queen, leading line continues east and Guide remains standing in front of Cross, which has been placed just west of Altar. Other Officers form Cross, entering line alternately. To form arms of Cross, Senior Princess turns left at Fifth Messenger's station, followed by Inner Guard and Senior Custodian; Junior Princess turns right, followed by Outer Guard and Junior Custodian. When Officers are in position, Honored Queen proceeds with Ceremony.

HONORED QUEEN: Today in our world of hurry and bustle, of speed and noise, of hope and despair, the Cross of Jesus Christ seems very far away. Easter is the season in which we draw again to the Cross and remember especially the Crucifixion and Resurrection of our Lord. This evening has been set aside in order that we, in our Bethel, might turn again to the Cross. Let us listen while our Daughters tell the story of Easter.

Each Daughter, as her turn comes waits until preceding Daughter is on sideline walking to station, then steps up to the Cross, tells her story, puts white flower in Cross, steps to side, walks to Altar Line, turns, walks to sideline and hence to station. Daughters take alternate sides right or left according to plates.

GUIDE: Almost two hundred years ago there lived in Galilee a man whose name was Jesus. He was a meek and humble man who knew no sin. He went about healing the sick and performing miracles. He taught the people of the love of God and claimed to be his son.

MARSHAL: The church leaders and many other people openly hated Jesus, and many times sought to kill him. He was rejected by his own townspeople. But a great crowd of people did follow Him, and obeyed His teachings, because they believed He had the words of eternal life

FIRST MESSENGER: On the first day of unleavened bread, Jesus gathered with the Disciples in an upper room to celebrate the Passover. When He had given thanks He took the bread and wine and blessed them and gave them to his Disciples. Then He said "one of you will betray me."

THIRD MESSENGER: After they had sung a hymn they went out to the Mount of Olives and into the Garden of Gethsemane. While Jesus prayed there, Judas (one of the twelve), came with a great crowd of soldiers and priests. He approached Jesus and kissed Him, thereby betraying the Lord.

SECOND MESSENGER: Straightaway in the morning, the Council of Scribes and Elders was held. They declared Jesus was guilty, so He was taken to Pontius Pilate for trial. Pilate decided Jesus should be whipped and then released, but the crowds continued to cry out, "Crucify him." So Pilate delivered Jesus into their hands that they might crucify Him.

FOURTH MESSENGER: (Placing a crown of thorns on Cross, not a flower.) The soldiers took Him away and placed a cloak of purple upon His shoulders and a crown of thorns on His head, and they mocked Him, saying, "Hail, King of the Jews." Then they led him away to be crucified.

FIFTH MESSENGER: They brought Him to a place called Golgotha, which means "the place of a skull" and here they crucified him together with two thieves, one on his right, one on his left. There hanging from the Cross, Jesus said, "Father, forgive them, for they know not what they do."

LIBRARIAN: Even then they continued to mock him, saying "If thou be King of the Jews, save thyself," and they placed a sign above his head which read "King of Jews."

RECORDER: Suddenly darkness came upon the earth, and after the third hour Jesus cried aloud, "My God, my God, why hast Thou forsaken me?" Thinking He was thirsty, they gave him vinegar to drink. Then Jesus cried, "It is finished; Father into Thy hands I commend my spirit." And He gave up the ghost.

MUSICIAN: In the evening a rich man called Joseph of Arimethea came and took the body of Jesus from the Cross and with Nicodemus, wrapped it in linen with myrth and spices and placed it in a sepulchre. They rested the next day as it was the Sabbath.

TREASURER: Early on the first day of the week the women came to the tomb, bringing spices and ointments, but they found the stone rolled away and the body of Jesus gone.

SENIOR CUSTODIAN: And an angel appeared to them saying, “Why seek ye Jesus here? He is risen.” So they returned and told these things to the Disciples. The Disciples, however, would not believe and ran to see for themselves. They found indeed that Jesus had risen from the dead.

Custodians walk directly to their stations. Junior Custodian waits until Senior Custodian reaches her station before she steps up. Similarly the Princesses later.

JUNIOR CUSTODIAN: In the next forty days before His ascension, Jesus appeared to them in many ways. To Thomas, who would not believe until he saw the wounds, Jesus said, “Because ye have seen me ye have believed. Blessed are they that have not seen and yet have believed.”

Last five Officers: Inner Guard, Outer Guard, Chaplain, and Princesses, wait in their positions until Honored Queen has spoken.

HONORED QUEEN: My friends, you have heard the story of Easter, so seemingly tragic at the trial and crucifixion, yet in reality gloriously triumphant through the resurrection, which signifies consecration, for Jesus was made the sacrifice for our sins by His death on Calvary. Let us tonight, bring gifts of consecration to Him. Our remaining Officers will, on our behalf, present them at the Cross.

OUTER GUARD: Jesus used all his intellect and strength to preach the Gospel of Life. And so I bring my strength, both physical and mental, and consecrate it to his service.

INNER GUARD: Just as Jesus sacrificed his all on Calvary, not only His life, but everything He possessed, so tonight I bring my possessions and lay them at His feet.

Princesses have purple flowers and place them at extremes of arms of Cross.

JUNIOR PRINCESS: Jesus prayed, “not my will, but Thine, be done.” So I consecrate my will to Him that His will, not mine be done.

SENIOR PRINCESS: Just as Jesus gave his life that we might live, so I bring my life and place it at the Cross that He might use it as He wills.

Chaplain does not have flowers. She steps up and goes to north of Altar, then to east of Altar, and kneels. Daughters assume Attitude of Prayer with Chaplain.

CHAPLAIN: Dear Lord, our loving Savior, we thank You that You were willing to die upon the Cross for us because you loved us and that you rose again to give us eternal life. We pray that we might love You more day by day and gladly give our lives for Your service. Through Jesus’ name, Amen. Chaplain returns to her station

HONORED QUEEN: It is the Cross of Jesus Christ that we see in its divine form. Jesus died because He loved us. So tonight bring the Crown of Roses, the rose, a symbol of love and the crown, a symbol of kingship to signify our love for Him and willingness to serve Him as King.

Honored Queen leaves East, goes west of Altar, stands in front of Cross, removes crown of thorns and places crown of roses on Cross, returns to station. Choir may sing, “Crown Him with Many Crowns,” or other suitable music or hymn. A Cross may be formed east of the Altar during the hymn.

JOB’S DAUGHTERS FRATERNAL PAGEANT

SUGGESTIONS:

This ceremony is most adaptable. It can be given by one or more Bethels. Formation of emblems may be arranged to fit available floor space. No Altar is necessary. One or more Narrators may be used.

If this is to be an evening’s entertainment with no formal opening of any organization, the evening could be opened with a Master of Ceremonies, preferably a Mason, either the Master or a Past Master. It would honor Masonry in having a Master or Past Master to present the Narrators during the evening.

It is desirable to: have a Master Mason or Associate Bethel Guardian give the narration during the formation of the Masonic Emblem; have an Eastern Star member be narrator for the Eastern Star Emblem; have, if possible, a mature member of Job's Daughters narrate for the Job's Daughters' Emblem. She should be one experienced in giving readings. It is also desirable to have a Job's Daughter narrate for the closing (unless one narrator is used during the whole evening.)

The Tribute to the Job's Daughters' Flag should be memorized and presented by a Job's Daughter. Daughters wear Official Regalia.

To make the Star more colorful, a band of ribbon or crepe paper in Star Point colors may be fastened on right shoulder across the front to waistline under left arm.

Approximate time for the ceremony is forty minutes.

Musician plays march music as Daughters enter, forming Square and Compass. Soft music may be played during reading. Lights semi-dimmed.

HONORING MASONS:

NARRATOR: The history of Masonry dates back to the time before the Christian era. In the middle of the Seventeenth Century, a group of skilled architects banded themselves together for the protection of their craft and the prosperity of their skills. They were the first "Master Masons", creators of the magnificent edifices of the medieval period of Cathedral building in Europe. They worked under their own government, traveling from place to place as work required.

Some years later, in 1702, a London, England, lodge decided to open the doors of Masonry to men unskilled in architecture. As the demand for operative skill decreased, the lofty moral principles, noble deeds and manly virtues of those who were already members, attracted to this society men of prominence in Church and State, whose higher character and fine attainments had made them distinguished. This is the origin of Free Masonry as we know it today.

Persecuted by Church and State because of its successful effort to promote free thinking and lofty ideals, its history pages are smeared with the blood of martyrs who gave their lives that this Order survive. Its history also has many gilded pages covered with the records of deeds well done, of bonded men set free, and of mercy and good-will to all mankind.

A writer of authority on the subject of Masonry tells us that the great secret of this Order is that it makes men aware of the divine within them. A Mason's whole life takes its beauty and meaning from this diving spark and inspires him to follow and obey it. This same writer says, "a man is a Mason, when he can look out over the rivers, the hills, and the far horizon with a profound sense of his own littleness in the vast scheme of things, and yet have faith, hope and courage which is the root of every virtue."

This quotation from "The Veil of Isis" by Winwood Reade, is a revelation of the high ideals of this great Masonic Order that we revere and honor. Full lights here.

"The doctrines of Masonry are the most beautiful that are possible to imagine. They breathe the simplicity of the earliest ages, animated by the love of a martyred God. That word which Puritans translated charity, but which is really love, is the keystone which supports the entire edifice of this mystic science. Love one another, teach one another, help one another. This is all our doctrine, all our science, all our law. We have no narrow-minded prejudices; we do not debar from our society this sect or that sect; it is sufficient for us that man worships God no matter under what name or in what manner. It is impossible to be a good Mason without being a good man."

Here we have formed the Square and Compass, symbolic emblems of this exalted Order, to which the youth assembled this evening owe their heritage. We exalt it, honor it. We are proud of its victories over bitter persecution, we are grateful for its triumph over the snares of time.

Solo: "How Firm A Foundation". March music for Daughters to retire.

HONORING EASTERN STAR:

Musician plays march music as Daughters enter to form a star. Soft music may be played during reading. Lights semi-dimmed as girls enter, then raised later.

NARRATOR: Women are no part of the Masonic Order. But woman's heart does beat responsively to the same inspiration that prompts man to noble deeds, and out of this desire to serve in a like manner and the human desire for fraternal fellowship came the banding together of women of Masonic relationship known as The Order of the Eastern Star.

This glorious star, significant of the Star of Bethlehem which heralded the coming of the Light of all Lights, has in less than a century shed its rays of light into all parts of the world. Its dignity and beauty as a fraternal order is respected and revered by Masons and laymen alike. (Lights bright here.)

Oh great and glorious Eastern Star whose light has shed both near and far
To bless and comfort young and old, Yea, light their path to a sheltered fold, we honor thee. here

Your ray of blue has taught us too that God loves us as fathers do.
Fidelity in each kindred soul is the valued lesson by the blue ray told.

The golden light of the second ray
has changed the outlook of many a day,

Here we recall that labor brings love,
the reward of labor sent from above.
Constancy of purpose be it humble or great
is blessed with companionship, a joy to relate.

Loyalty shines from the pure ray of white
and loyalty pierces the darkness of night.
It demands allegiance to family and friend,
to Nation, to God, to the World, without end.
Loyalty is the lesson on our hearts we must write
if God is to guide us in the pathway of right.

Green pastures mean growth and new life on the earth
for good Eastern Stars, green symbolizes rebirth.
The green of the fourth ray is the hope of all men
for it tells by its story, "We shall live again."

The red of the fifth ray is the symbol of love,
mother love, Fraternal love, the love from above
That God in His Fatherhood gives to each one,
who seeks but to know Him and His Blessed Son.

Yes, Glorious Order of the Eastern Star,
we pay you just tribute, for nothing can bar
The light of your good deeds, your teachings of faith,
the gifts of fine women to country and state,
This star of your Daughters is our tribute to you,
with our respect and honor, in all that we do.

In loving tribute one of our Daughters sings: ("the Lord is My Light". March music for Daughters to retire.)

HONORING THE ORDER OF THE AMARANTH:

NARRATOR: The Order of the Amaranth has a royal ancestry, being founded upon and descended from an order created by Queen Christina of Sweden in 1653. This brilliant young woman who became queen of her warlike nation at the age of six, devoted her life to promoting, learning and the fine arts.

Christina created an Order of the Amaranth to honor Lady Amaranth, a woman of rare beauty, charm and virtuous and noble character. For many years the Order was immensely popular throughout Europe, and the most distinguished ladies and gentlemen considered themselves honored by being made members of the Order. During Christina's reign, the Order was supported with royal pomp, dignity, and magnificence by the ladies and knights of Royal Court.

The Order of the Amaranth appeared again in France when the Lodges of Adoption were organized about 1730, each of which was under the control of a Masonic Lodge.

The Supreme Council of the Order of the Amaranth was formally organized in New York City in 1873 by Robert McCoy, a 33rd Degree Mason, assisted by Robert Morris and several other prominent Masons. Their original intent was to have Amaranth as the third degree in an organization for ladies with Masonic affiliation, but in 1921 this idea was changed and the Order of the Amaranth became a distinct, independent organization. The Supreme Council of the Order of the Amaranth of the World draws its membership direct from Masonic families, receiving wives, mothers, widows, sisters, half-sisters, daughters, granddaughters, step-daughters, and adopted daughters of Master Masons in good standing.

The teachings of the Order of the Amaranth are eternal and its stately ceremonies impress upon us our duty to our God, to our country, and to one another. The ideals of home, friendship, and hospitality, the impressive lessons of truth, faith, wisdom, and charity, and devotion to the flag of our country, encourage highest standards of conduct and honorable actions.

The leaves of the amaranth plant are indicative of distinction and honor. When formed into the "Amaranthine" wreath with its never-ending circle, they symbolize the bond of fraternal friendship which encircles our beloved Order. Centered on the Standard of the Order is the Amaranthine Wreath encircling the Crown and the Sword, emblems of royalty and power which united symbolize unity and strength.

HONORING WHITE SHRINE OF JERUSALEM:

NARRATOR: The ritual of the Order of the White Shrine of Jerusalem is founded upon the birth and life of Christ. Its teachings are scriptural and intended to illustrate and impress upon the minds of the initiates, the humble but glorious birth and life of Him who trod the winepress of life alone.

The mission of the Order is to uphold the simple religion of Christ and further His gospel of "peace and good will upon the earth," to do noble deeds, and by acts of kindness and words of cheer, make the world a better and brighter place for him or her, who, in the hour of sorrow or affliction sees nothing but darkness. There is but one degree and the obligation is based upon the honor of those who obtain it, and once voluntarily assumed, is perpetual. The emblems are the star, the Cross, and the shepherd's crook.

The beautiful story related by the three wise men and the shepherd admonishes us to exercise thoughtful, loving kindness and patience. We are led by ways we know now, but if we are earnest, conscientious and walk in the Light as it is given us, then we may safely trust the results in the hands of Him who does all things well.

MASONIC TRIBUTE

SUGGESTIONS:

1. This ceremony may be performed at a regular Bethel meeting when there is a special night to honor Masons.
2. It may be used as an exemplification to a Masonic Lodge.
3. It may be used at a Masonic Installation in which case the phrases in parentheses would be used.

The Bethel Guardian and the Associate Bethel Guardian, accompanied by the Guide and the Marshal enter the room and proceed on the North and South Lines to the East Line. They all turn toward the center. Guide and Marshal stop in front of the Custodians' chairs and face each other. The Bethel Guardian and Associate Bethel Guardian ascend the Dais. As they turn west, the Guide and Marshal also turn west.

BETHEL GUARDIAN: Guide and Marshal, you will retire and present the members of Bethel ____ to the Master Masons of ____ Lodge No. ____ (and their guests) who have gathered for this special occasion.

The Guide and Marshal return to the North and South Marching Lines and proceed to the Anteroom and Preparation Room, opening the doors and standing at the front of the line of officers. They proceed on the North and South Marching Lines and form the Square and Compass formation (See Diagram 49). The line-up is as follows:

Preparation Room

Marshal
Outer Guard
2nd Messenger
4th Messenger
3rd Messenger
Chaplain
Librarian
Senior Princess
Senior Custodian

Anteroom

Guide
Inner Guard
5th Messenger
1st Messenger
Treasurer
Recorder
Junior Princess
Honored Queen
Junior Custodian

As the Officers enter the Narrator begins to read.

FIRST NARRATOR: Through the centuries, one group of men has taught a higher meaning of life and promoted free thinking. They are the Master Masons. We honor the members and (new Officers) of ____ Lodge (at the installation of their ____ (year) officers) for their work in continuing this honorable commitment.

For the members of Bethel ____, Master Masons represent the strong values of loving one another and helping one another – the tenets of Masonry that are shared by Job's Daughters International. The basis of our Order is found in the Book of Job, 42nd Chapter, 15th

Verse: "And in all the land were no women found so fair as the daughters of Job and their father gave them inheritance among their brethren."

Tonight we emphasize the latter part of that quotation, "...and their father gave them inheritance among their brethren." To become a Job's Daughter a girl must be related to a Master Mason. That is the inheritance she receives from you. This kinship is a special one. Therefore, we share not only a commitment to a common set of values, but also a common heritage.

SECOND NARRATOR: The members of Bethel ____ have formed the Square and Compass – the symbol of Freemasonry. In honor of ____, Worshipful Master of ____ Lodge, we form the square, the emblem of his office, which calls Masons to square their actions by the square of virtue. Just as the Worshipful Master is charged to teach morality, the members of Job's Daughters are committed to live a virtuous life as stated in our motto, "Virtue is a quality which highly adorns woman." The Chaplain, Treasurer and the five Messengers comprise the Square and represent the virtues of piety, honesty and reverence for our Creator.

FIRST NARRATOR: To the members of ____ Lodge, we dedicate our formation of the Compass which circumscribes the bounds for the moral application of the teachings of Masonry. In our Compass you will find the elected officers as well as other officers. This implies the equality of each of us, and that the same parameters apply to each of us no matter what our station in life may be. Members of ____ Lodge, you have hewn a smooth cornerstone, free of imperfections, upon which is built a solid foundation for the protective walls that will enclose the members of Bethel _____. We use you as an example as we strive to live up to the Masonic principles you represent. Job's Daughters hold you in great respect, and at each meeting we recognize your influence by praying, "...bless and protect the Master Masons who give us heritage." ____Lodge and Bethel ____ are united in purpose and philosophy, and tonight (on this special occasion) we celebrate our togetherness.

NARRATIONS FOR INSTALLATION CEREMONIES

SUGGESTIONS FOR ALL NARRATIONS:

Soft background music should be played as the Daughters enter the room. If it is desired that the narrator says the Officers' names after reading the office, a list of names should be provided for her.

BOOK OF GOLD

Each Officer writes her name in the Book of Gold before taking her seat. Narrator waits until each Daughter has reached her seat before reading the next Officer's entrance part.

**NARRATOR: A prophet sleeping in sweet release - awoke one night from a dream of peace.
He saw within the moonlight there - all white and like a lily fair
an Angel, writing in a Book of Gold - Exceeding peace made the prophet bold
and to the presence there he spoke - as though a commandment to evoke.**

**“What do you write?” the prophet said. - The Heavenly Angel raised its head.
“The names of those who love the Lord,” it said
“And is mine one?” the prophet queried. - The angel answered “Nay” – but wearied.**

**Again the prophet spoke, but low, - with tenderness he answered so,
“Write my name, I beg you then, - as one who loves his fellow men.”**

**The Angel vanished and came again at night - this time with a great awakening light.
Showed the names, whom God had blessed - and lo! The prophet's name led all the rest.**

(This line is cue to Honored Queen. As she approaches from west slowly, the lighted star hung above book is lit.)

**The vision grew, as he saw afar - pilgrims following a beckoning star.
Pilgrims walking as in days of old, in raiment white, fairest to behold,**

**Onward toward the Book of Gold they came - intent to write thereon – each name,
for they were led by a heavenly light - wrought by the Angel, who bid them write.**

**Of richest service, love divine, for these - the fairest of mankind.
And as they turn life's pages o'er - behold! their names, as those of yore.**

HONORED QUEEN –

**With purpose high and noble mien - in reverence advances the Honored Queen.
With patience, purity and truth - she journeys on for love of youth.**

SENIOR PRINCESS –

**The Senior Princess now draws near - her life is void of every fear.
Her message taught to Pilgrims new - is faith and love the whole way through.**

JUNIOR PRINCESS –

**And now the Junior Princess comes - teaching, faith that never fails.
Her steadfast faith dispenses light - her path is clear, her way is bright.**

GUIDE –

The Guide does surely point the way - to Pilgrims seeking light of day.
With wisdom rare, and noble deed - to peace and happiness she'll lead.

MARSHAL –

So shall the Marshal, with the Guide - lead Pilgrims safely by her side,
that faltering footsteps on journey's way - shall stronger be from day to day.

JUNIOR AND SENIOR CUSTODIANS –

Custodians know just what is best - in humble love each task is blessed,
With prayer and incense burning bright - they cherish truth, like doves so white.

INNER AND OUTER GUARDS –

To guard their hearts, alert to win - lest outward sins press ever in,
to mar the peace or cause disgrace - within the walls of this Holy place.

RECORDER –

On spotless page, she does record - the names of those who love the Lord.
With truth and honor's golden pen - she loves and cheers her fellowmen.

TREASURER –

She treasures deeds, with golden hands - in that house above, not made with hands.
Where the years will not destroy or dim - the acts of kindness placed within.

CHAPLAIN –

By pledge at Altar freely given - a prayer she offers up to heaven.
In trust and faith, on bended knee - that Pilgrims all, steadfast will be.

MUSICIAN –

Then through infinity of time - sweet carols from her lips sublime.
Cheer all who hear her Psalm so dear,
at every meeting in the year.

LIBRARIAN –

Wisdom and knowledge her pen doth write - in the open book, a page most bright.
Informing us of deeds most rare - there's always truth and wisdom there.

FIRST MESSENGER –

As messengers of truth come they - to guide the Pilgrims on their way.
They tell of joy and peace and cheer - of happiness and trust sincere.

SECOND MESSENGER –

When sorrow comes to weigh us down - and life seems just a thorny crown.
They tell us of steadfast faith and love - of God, and blessing from above.

THIRD MESSENGER –

“Who makes the sun to shine by day - the moon to walk in the silvery way.
Who caused the stars and earth to be - and calmed the waters of the sea”?

FOURTH MESSENGER –

“Tis He who knows every thought - of things to be and love that we have brought.
For He will lead you by your hand - Oh! You “The fairest in the land.”

FIFTH MESSENGER –

A message written in words so true - on all these spotless pages through.
Inscribed in signs and passes there - a lesson learned of virtue rare.

Thus the prophet read in the Book of Gold - and to the Angel spoke as in days of old,
“Whose names are there?” the Angel raised its head - “The names of those who love the Lord,” it said.

The prophet pondered the pages o’er - then the Angel spoke to him once more,
“They, too are blessed then - for they do love their fellowmen.”

Close not the book, ‘tis better so - that all may write and all may know,
Each day to learn of love and cheer - and passing sweetness all the year.

For when again, the Angel reads - let names there written, of worthy deeds.
Of kindness rare and love divine - with God on high your lives entwine.

BOOK OF MUSIC**SUGGESTIONS:**

Theme: Music and Harmony; Colors: Purple and Gold; Emblem: Musical Instruments or Books with Musical note on cover.

NARRATOR:

The song of spring blends in summer,
the sun replaces clouds of grey,
all nature now begins to waken
as God creates another day.
Melody birds begin their singing,
their golden notes send forth such cheer,
all the world is calm and reverent
for they, too, feel His presence near.

CHOIR –

Soft melodies blend into harmony rare,
for sweet music, young voices together belong.
Their heavenly golden notes filling the air,
and none quite so fair as our Daughters of song.

INNER AND OUTER GUARDS –

Guarding the entrance to our Bethel,
these golden notes add to our song.
By making sure all those who enter
have the will to do no wrong.

JUNIOR AND SENIOR CUSTODIANS –

The first notes in our bar of music,
Custodians of our Urn and Dove.
Who carefully watch over our possessions,
receive their blessings from God above.

RECORDER –

As music echoes from her pen - on pages white she does record.
All our good deeds and acts of love - and names of those who love the Lord.

TREASURER –

The gold she brings for us to share - in joyful act or noble deed.
Denotes such wealth of happiness - that work like ours can but succeed.

MUSICIAN –

Sweet harmony her notes give forth - like heavenly music from above.
She teaches us to trust in Him - with melodies of faith and love.

LIBRARIAN –

She seeks for truth in all she does - and adds a note of wisdom there.
Her thirst for knowledge seems to tune - with all she brings for us to share.

CHAPLAIN –

The golden halo round her head - sparkles with notes of music rare.
Before the Altar with head bowed low - she'll teach us how to trust in prayer.

MESSENGERS –

They add their notes of hope and faith - for harmony throughout the land,
that truth and honesty sincere - will rule the world as God had planned.

They teach us that to trust in Him - who guides us through each busy day,
will make our lives a melody and - help us in our work and play.

GUIDE AND MARSHAL –

No melody could be complete - without these notes to lead the way.
Our Guide and Marshal lend a hand - to Pilgrims seeking light of day.

JUNIOR AND SENIOR PRINCESS –

And now the melody grows bright as - come our Princesses into view,
They add their notes of truth and love - and patience in all the things we do.

Each Princess offers words of cheer - and seeks to help us on our way,
to comfort or to lend a hand and guide us - in our work each day.

HONORED QUEEN –

Like a song without a tune - would be a Bethel without a Queen!
On yonder threshold now she stands - her robe of royal, lustrous sheen.
Her smile reflects such radiance - she walks with such a regal air.
No song could match her graciousness - she is the fairest of the fair.

The song we bring is now complete - but to this we'll add a word.
As we hum this melody - 'twill be the sweetest ever heard.
And God will smile down on each one - as reverently these Daughters stand.
Behold! these are the Daughters of Job - "The Fairest in all the Land".

BOOK OF SILVER**SUGGESTIONS:**

Theme: Stars are the windows of heaven; Colors: blue and silver; Emblem: star-carry stars or books covered with silver paper.

NARRATOR:

When shades of night begin descending - and darkness hides the light of day.
Sun and Moon, together blending - helping by stars to light the way.

And the glow from God's bright candles - filters down upon the land.
Gentle stardust, gently falling - as though dropped from God's own hand.
Each star a window in the Heaven - with tiny Angels peeping through.
Like Angels, too, our Bethel Daughters - come forth 'mid stars of heavenly blue.

Choir enters singing "Stars are the Windows of Heaven." (Optional)

INNER AND OUTER GUARDS –

Guarding entrance to our Bethel - stars like these will ever shine.
Making sure all those who enter - have respect for things divine.

JUNIOR AND SENIOR CUSTODIANS –

Two shiny stars within our Bethel - custodians of our Urn and Dove.
Watching over our possessions - and watched, in turn, by God above.

RECORDER –

On pages, spotless as her robe - she keeps our records bright.
Like stardust falling from her pen - each word, as she does write.

TREASURER –

She keeps our coffers filled with silver - as lustrous as a star.
The silvery mist that lights her path - is shining from afar.

CHAPLAIN –

The starlight round her head does shine - as though a halo rested there.
On bended knee, with head bowed low - she leads us all in prayer.

MUSICIAN –

Sweet harmony her notes give forth - like heavenly music from above.
She shows the way to happiness - with songs of faith and love.

LIBRARIAN –

Her starry eyes and gracious smile - denote such wisdom there.
That all the knowledge she does glean - she brings for us to share.

MESSENGERS –

They bring a tale of joy and faith - and love for fellowman.
Of happiness and truth sincere - since first the world began.
They teach us how to trust in Him - who makes the stars to shine.
'Tis He who knows our every need - and guides your life and mine.

GUIDE AND MARSHAL –

Pilgrims seeking knowledge - of our purpose and our creed,
will find our Guide and Marshal - waiting there to take the lead.

JUNIOR AND SENIOR PRINCESS –

The starlight grows more brilliant - as comes these Daughters fair.
They stand for truth and love.
Each Princess offers words of hope, a prayer, a helping hand.
They'll teach you to believe in Him - and how the earth He planned.

HONORED QUEEN –

No star could shine so brightly - than our gracious Honored Queen.
Her crown, a golden halo - and her robe of lustrous sheen.
The star once guided shepherds - as the Christmas story goes.
So our new Queen will guide her Bethel through - its pleasures and its woes.

Behold! your Bethel Daughters - like so many shining stars.
Their lovely beauty vying - with that of Jupiter and Mars.
Surely God is watching o'er them - as in reverence they stand.
For He knows that He has made them: - "The Fairest in the Land.

A CROWN OF GLORY**NARRATOR:**

A crown was placed upon His head - not made of jewels, but thorns instead.
A crown which stands for purity - reverence, and sincerity.
A crown of glory on His head - symbolic of the blood He shed.

He gave His life that I might wear - a crown of glory in my hair.
He'll come for me from realms above - and bring with Him His sacred love.
He'll deem me with an honor rare - a crown of glory I will wear.

CHOIR –

These Daughters know the pleasure in praising God in song.
They share with us this treasure as toils of life go on.

INNER AND OUTER GUARDS –

Aware of all who enter in - and at our gates they stand.
They guard against all outward sin - these fairest in the land.

JUNIOR AND SENIOR CUSTODIANS –

These Daughters guard our Urn and Dove - they'll ever watchful be.
They know the joy that's found in love - to life they hold the key.

MESSENGERS –

These Daughters bring us news of Job - they tell us of his life.
They tell us of his faith in God - temptations, and his strife.
They bear a true reminder to be faithful unto God.
For we will be rewarded for all the trials we have trod.

LIBRARIAN –

She shares with us her knowledge - and brings truth into view.
We learn from the Holy Bible - its lessons are ever true.

MUSICIAN –

Her music blends in harmony - and casts a lustrous glow.
Essential is her melody - as all these Daughters know.

RECORDER –

She keeps an accurate record - of all our Bethel affairs,
and lists the names of all Daughters - whose friendship cannot compare.

TREASURER –

This Daughter guards our precious coins - a lesson she does hold.
She teaches it's far better to be rich in love - than in gold.

CHAPLAIN –

Our Chaplain folds her hands in prayer - and in reverence speaks to God.
She asks Him for His love and care - as on through life we trod.

MARSHAL –

Our Marshal aids the Pilgrims fair - who seek to find our aim.
She leads them to our teachings ways - that they may know the same.

GUIDE –

She leads us on our pilgrimage - which symbolizes life.
She guides us from all evil ways - especially hate and strife.

JUNIOR AND SENIOR PRINCESS –

These Daughters teach us faith in God - they practice truth and love.
They seek not worldly pleasure - but strength from God above.

HONORED QUEEN –

And now our Honored Queen appears - in raiment royal.
The crown portrays untarnished love - the cape her service loyal.
A good example she must set - for she will lead the way.
Her fate she places in God's hand - so she will never stray.

THE CEREMONY OF FLOWERS**SUGGESTIONS:**

This ceremony depicts the symbolic meaning of the flowers. Each Officer carries a 7-inch Horn of Plenty, painted gold and filled with flowers chosen by the Honored Queen. In the East is placed a large Horn of Plenty containing wire mesh to hold flowers. Each Officer carries in a single flower or a fern as per ceremony. As their names are read the Daughters march to the East and place it in the large Horn of Plenty.

NARRATOR:

There are many flowers, and rare, in God's garden.
Nourished with tender care, in God's garden.

Faith is there in radiant hue - hope and kindness bloom there, too.
Flowers of friendship ever true, in God's garden.
Sown in human hearts, the seeds - drenched with dew of goodly deeds.
Yielding bloom to meet our needs, in God's garden.
Flowers of love and duty bloom, in God's garden.

CHOIR – (Enter two at a time.)

Come then, enter now Job's Daughters - walking as you would walk in God's garden.
Touched with the light that comes from above - bearing a symbol of the dear Lord's love,
The Horn of Plenty which for abundance does stand - Abundance of life's riches, given by his hand.

(Choir goes two at a time to place the ferns in the large Horn of Plenty at the front.)

You are young as the morning of one of God's days - yet a gift you are giving in so many ways.
A gift of sweet music, melodic and bright - of grace and sincerity, shared here tonight.
Time rushes on and so very soon - you'll be living the hours of God's afternoon.
You'll walk many paths, from some friends you will part - but the memory of this hour will stay in your heart.

INNER AND OUTER GUARDS – (Carry the hyacinth, the symbol of faith.)

Inner Guard, with love and grace, - guard ever faithfully this sacred place.
Outer Guard, your tasks begin - to close our gate against evil and sin.

JUNIOR AND SENIOR CUSTODIANS – (Carry purple lilacs, the symbol of thoughtfulness.)

Junior Custodian, seek peace and thoughtfulness and love - ever mindful it is you who guard the Dove.
Senior Custodian, keep the incense burning bright - guiding the day, silvering the night.

MESSENGERS – (Carry gladioli, the symbol of generosity and abundance.)

First Messenger, tell the Pilgrims how Job - restless and torn with every breath.
Wearily, yearningly - longed for death.

Second Messenger, tell the Pilgrims how one said to Job
“If pure and upright thou wouldst be - surely God would take heed of thee”.

Third Messenger, Tell the Pilgrims how one said unto Job,
“Behold the fear of the Lord is wise - and understanding is evil to despise”.

Fourth Messenger, tell the Pilgrims how the Lord
spoke to Job and ended his strife - restoring faith, riches and peace into his life.

Fifth Messenger, tell the Pilgrims how throughout
the land, none were so fair - as Job's Daughters, so did all declare.

TREASURER AND RECORDER – (Carry peonies, symbol of love.)

Treasurer, not only earthly wealth - but noble treasurers too,
are given for safe keeping trustfully to you.

Recorder, dip your pen in friendship - write of every act and deed.
Let your records tell of faith and love - according to our creed.

MUSICIAN, LIBRARIAN AND CHAPLAIN – (Carry lilies symbolizing purity.)

**Musician, just as flowers which are blooming - brightens our days,
our Bethel is brightened - when sweet music plays.**

**Librarian, knowledge is the flower in your care
God's divine teachings - help us to share.**

**Chaplain, help us wrench free from corruption's control
Remind us - "Tis God who restores the soul."**

GUIDE AND MARSHAL – (Carry the yellow rose, the symbol of friendship.)

**Marshal, you have a wonderful part - to guard our flag with all your heart.
Guard it with truth and love sublime - and keep it unsullied to the end of time.**

**Guide, lead the Pilgrims to the beautiful, the good - guide them there in loving sisterhood.
Nor slacken for a moment your heart's endeavor - but extend to them friendship and love forever.**

JUNIOR AND SENIOR PRINCESS – (Carry orchids, the symbol of nobility, love and beauty.)

**As Junior Princess, remember that nobility - love and beauty are not words alone.
They are the flowers - from the seeds we have sown.
In church, in school and home - we must help them grow.
And brighten the paths - on which others must go.**

**As Senior Princess, remember that - life is splendid if well fulfilled,
if never the word of God is stilled -if each flower blooms as He has willed,
if with his teaching, the heart is thrilled - then life is splendid and well fulfilled.**

HONORED QUEEN – (Carry the Lily of the Valley, the symbol of purity.)

**Life gathers a bouquet of special flowers - laughter is the sunshine,
tears are the showers - which make them grow.
Help them to be a part of remembrance - until eternity.**

**This hour for you, a precious one - earned by your efforts and work well done.
Parents and loved ones proudly share - this hour when a crown you start to wear.
New tasks have begun, ideals understood - ennobling your young Christian girlhood.**

**If when years hence all this will seem - like some shadowy half remembered dream.
Your heart will recall your own chosen theme,
"THE CEREMONY OF THE FLOWERS"**

FRIENDSHIP CIRCLE OF FAITH**SUGGESTIONS:**

Officers and Choir each carry a Cross. Sit in circle.

NARRATOR:

**We read within the Holy Book that God created man;
He made the sun, the moon and stars according to His plan.
He gave the melody to the birds, the honey to the bees.
With grass He covered o'er the earth, put fruit upon the trees.**

To man He gave the virtue faith, to trust in Him on High;
For He knows youth must try its wings, before it learns to fly.
Symbolic of that faith, - the Cross, where Christ was crucified,
reminds us that to have such faith, strengthens the soul inside.

Around that Cross, a friendship ring, denotes our faith in God;
His friendship too, we all would seek as on through life we trod.
A friendship circle bound with love of prayer, of song, and smile,
of faith to trust in all our friends will make our lives worthwhile.

CHOIR –

Their songs of friendliness - and faith ring out for all to hear.
Their youthful voices, rich - and true make known that He is near.

INNER AND OUTER GUARDS –

No one shall pass our guarded door - nor seek to enter here.
Unless these Daughters fair, - make sure, they're worthy and sincere.

JUNIOR AND SENIOR CUSTODIANS –

Our properties are ever watched by Daughters such as these.
They work in perfect harmony - their aim is but to please.

LIBRARIAN –

Our thirst for knowledge in the arts, is truly virtue rare.
This Daughter answers all our needs - her wisdom beyond compare.

MUSICIAN –

Without music for us to share - the day would seem long.
We need her joyous melodies - in harmony and song.

RECORDER –

On pages spotless, she does write - our every act and deed.
Her records tell of faith and love - for friendship is our creed.

TREASURER –

In terms of gold we count our wealth - but gold cannot compare,
with youth and beauty of one we trust - this precious Daughter fair.

CHAPLAIN –

And who shall teach us how to pray - to put our trust in Him?
Our Chaplain kneels with head bowed low - as Altar lights we dim.

MESSENGERS –

Our Messengers, so fair of face - bring tales of joy and woe.
They teach us to have faith in friends - and trust in those we know.
They practice honesty and truth - and try to set the pace.
So all of us who follow them - will cherish this Holy Place.

MARSHAL –

As Pilgrims seek to know the truth - and meaning of our creed,
Our Marshal fair is there to aid - she's there to take the lead.

GUIDE –

In everything we do and say - in fun or service planned,
Our Daughter Guide is always here - to lend a helping hand.

JUNIOR AND SENIOR PRINCESS –

As is the Book of Job we read - there were three Daughters fair.
Come now two Princesses in view - their beauty to compare.
We know when God created man - He planned a beauteous face,
for here we see His work of art - in loveliness and grace.

HONORED QUEEN –

And now, the fairest of the three - on yonder threshold stands.
She's learned the lessons of His love - heeds well all His commands.
For she is truly fair of face - and walks with regal air.
We know that God created her - the fairest of the fair.

Before you now these Daughters stand - in youthfulness and grace,
They are the fairest in the land - and none can take their place.

To you my Daughters, have such faith - that when your work is through,
you'll know that you have learned to live - as He would want you to.

Always turn to Him for help - don't ever turn away.
For He alone can give you strength - as you go on your way.

KEYS TO HAPPINESS**SUGGESTION:**

Officers and Choir carry gold keys.

NARRATOR:

If we would seek our rich reward - of steadfast faith and virtue rare
We must, by deed, have earned the right - to be know as Job's Daughters fair.
We all must practice truth and faith - and love for fellowman.
For these are lessons from His book - according to God's plan.
And from these lessons we will learn - that love's the master key
that opens the door to happiness - seek love, and happy be.

INNER AND OUTER GUARDS –

Guarding carefully our Bethel doors - against all outward sin.
We find both of our Guards alert - knowing all who enter in.

JUNIOR AND SENIOR CUSTODIANS –

Custodians of our Urn and Dove - these Daughters hold the key.
We know both Daughters - will ever watchful be.

LIBRARIAN –

The key to knowledge she does hold - she searches everywhere.
Our Librarian now draws near - with treasurers for us to share.

MUSICIAN –

A happy song must be in key - no discord will we hear.
As the Musician plays in harmony - her notes both sweet and clear.

RECORDER –

On pages spotless as her robe - she enters our good deeds.
As the Recorder writes each name - with her's to take the lead.

TREASURER –

She holds the key to all our wealth - and guards it with her love.
For the Treasurer, has learned - that HE is watching from above.

CHAPLAIN –

In reverence now she bows her head - and teaches us to pray.
For the Chaplain guided by His word - will know just what to say.

MESSENGERS –

Five messengers of truth come to tell of Job's full life.
As the first one tells of all Job's pleasures - and the second tells of his strife.
From the third we hear of his temptations - from the fourth his final peace.
While the fifth tells that trust and faith - will bring Job sweet release.

GUIDE AND MARSHAL –

For Pilgrims who would know our creed - and seek the light of day,
Our Marshal prepares the room - and our Guide will lead the way.

JUNIOR AND SENIOR PRINCESS –

The Princesses fair, who now advance - in truth and purity,
Unlock the door to happiness - with their own golden key.
The Junior Princess will tell of honor bright - and how to trust Him,
While the Senior Princess teaches graciousness - and how His love to win.

HONORED QUEEN –

And bringing now, the Master Key - the fairest of the three,
Our Honored Queen now comes in view - in quiet dignity.
For she has learned her lesson well - that love is everywhere
And our Honored Queen will most surely be - the Fairest of the Fair.

Before you now these Daughters stand - with keys of happiness.
Their footsteps will not falter - for they have youthfulness.
With hope that never faileth - reaching for the best,
and truth forever spoken - their faith will stand the test.

LIGHT OF THE WORLD**NARRATOR:**

“In the beginning, God created the heaven and the earth. And the earth was without form, and void; and darkness was upon the face of the deep. And the Spirit of God moved upon the face of the waters. And God said, ‘Let there be light’; and there was light. And God saw the light, that it was good.

So let these Daughters enter here - to spread their light of faith and cheer.
To teach us peace of mind and soul - in their love of Him that makes them whole.
To fit themselves better for the fight - striving ever upward to God, The Light.

CHOIR –

Our Choir sings melodies - dear to our ears,
of the light of our forefather - down through the years.
Of His teachings since the world began - of brotherly love for our fellowman.
Bringing harmony into your life and mine - in our songs of thanks to Him

INNER GUARD –

The Inner Guard challenges all who enter here – admitting only those who are worthy and sincere.
Her light of alertness guards our portals from sin - so that pure hearts and minds may proceed within.

OUTER GUARD –

Our Outer Guard tends the door of our room - from intruders to our meeting place.
Her light of awareness for our sacred place - insures our gatherings from disgrace.

SENIOR CUSTODIAN –

Our Urn of Incense for faith and hope - inspiring us with noble tasks to cope.
Our Senior Custodian guards its honored place - this light of courage which we all embrace.

JUNIOR CUSTODIAN –

There stands this emblem of Peace, our Dove - tended with the Junior Custodian's love.
Our light of purity and truth, so glorious - sending its message, every victorious.

MUSICIAN –

The Musician's deft, nimble fingers make - the harmony for our souls to awake.
By the light of our music so clear - in hymns to Him we love, so dear.

LIBRARIAN –

Our Librarian whom we all acknowledge - spreads her light of wisdom and knowledge.
Instructing in her gracious way - how to live better, day by day.

RECORDER –

Here's our Recorder with her scroll - entering our deeds, calling the roll.
Receiving the dues and taking delight - in her labor of love, seeking His light.

CHAPLAIN –

Enter the Chaplain who leads us to pray - for His guidance night and day.
She prays for the light of love within - and prays to guard our steps from sin.
Prays that we might worthy be - to live with him eternally.

TREASURER –

Tending to our wealth with honest light - our Treasurer guards it with all her might,
performing her duties with proper pride - knowing God watches by her side.

MESSENGERS –

Our Messengers relate Job's life - his adversities, sickness and strife.
 When we're tired, discouraged and blue - they teach how God loves us true.
 When trials overtake and temptations assail - how His light of truth will never fail.

MARSHAL –

Our Bethel is prepared with care - by our Marshal who enter there.
 She assists the Guide, so none may falter - on their journey to the light at our Altar.

GUIDE –

Our Guide leads Pilgrims by the hand - through the several epochs of our band.
 Advancing to His light, by faith and love - to God and His blessings, from above.
 From whom comes joy, peace and cheer - protection, forgiveness, promise sincere.

JUNIOR PRINCESS –

The Book of Job tells of three Daughters fair - and of their beauty beyond compare.
 The youngest one here enters now - our Junior Princess relates how,
 the light of patience strengthens the soul - assisting us all to reach our goal.

SENIOR PRINCESS –

Our Senior Princess with beauteous face - enters our Bethel with delicate grace.
 Her light of faith enduring adversities - will ultimately bring prosperity.
 So that when our life's race is run - by His grace, we will have won.

HONORED QUEEN –

Now enter the fairest of the three - our Honored Queen in royal dignity.
 To strengthen our faith and hope again - that our lives may not be in vain.

Earnestly praying that each day - none of us, may go astray.
 To make our lives a shining light - a flame of purity burning bright.

That by loyalty, love and fidelity - by allegiance to God, our Nation and humanity.
 That by charity which is ever right - we serve the Lord, our might, our light.

Now, we trust you understand - the teachings of this glorious band.
 As they go forward hand in hand - working for God and His purpose grand.
 So here before you our Daughters stand - truly, "The Fairest in all the Land".

OTHERS**NARRATOR:**

Lord, help us live from day to day - in such, a self-forgetful way.
 That even when we kneel and pray - our prayer shall be for others.
 Help us in all the work we do - to ever be sincere and true,
 and know that all we'd do for you - must need be done for others.
 When our work on earth is done - and our new work in heaven's begun,
 may we forget the crowns we've won - while thinking still of others.

HONORED QUEEN –

Life will gather bouquets of special hours - laughter is the sunshine, tears are the showers which make them grow.

Helps them to be a part of remembrance until eternity.

This hour for you is such a one, of well earned efforts that your loved ones proudly share.

This hour, when your work is just begun, new tasks to face.

Ideals further understood, furthering your young womanhood.

SENIOR PRINCESS –

You will remember that life is splendid, well fulfilled - always the work of God is stilled.

Each hour you've lived as He has willed - then in your heart His teachings fulfilled.

JUNIOR PRINCESS –

You will remember that faith, love - purity and peace are not words alone.

But they are in the light which eternally - shines in church, in school, and home.

You will keep aglow, lighting the paths of which others go.

GUIDE –

You as Guide will lead the Pilgrims to the beautiful, to the good - guiding them in living sisterhood.

MARSHAL –

As Marshal you have a wonderful part - that of guarding the flag with all your heart.

CHAPLAIN –

In reverence she bows her head and teaches us to pray.

For guided by His word, she'll know just what to say.

FIRST MESSENGER –

You will tell the Pilgrims how Job, restless and torn with every breath - wearily, yearningly longed for death.

SECOND MESSENGER –

You tell when sorrow weighs us down - and life seems such a thorny crown,

if in God we have steadfast faith and love - we will receive His blessings from above.

THIRD MESSENGER –

You tell the Pilgrims, how one said to Job - "Behold, the fear of the Lord is wise and understanding."

FOURTH MESSENGER –

He who knows your every thought - of things to be and things that are not.

You tell that He will lead us by the hand - the Daughters, "The Fairest in the Land."

FIFTH MESSENGER –

You tell that trust and faith - will help us in our work and play.

He knows our every need - and will guide our lives always.

LIBRARIAN –

Your thirst for knowledge is in tune - with all you bring for us to share.

There's always truth and wisdom there - telling us deeds most rare.

RECORDER –

You keep our records on pages - spotless as your robe.
You enter our good deeds - with yours to take the lead.

TREASURER –

You, as Treasurer, are given for safe keeping - all our earthly and noble treasurers.

MUSICIAN –

We need your joyous melodies in harmony and song - you teach us to trust and love as we sing to others.

SENIOR CUSTODIAN –

Custodian of the Urn is she, keeping the incense burning bright - Watched in turn, by God above.

JUNIOR CUSTODIAN -

Custodian of the Dove is she, watching and guarding it carefully,
One who seeks peace, purity and love.

OUTER GUARD –

As Outer Guard, your task is to carefully guard our Bethel doors against all outward sin.
Knowing all who enter in.

INNER GUARD –

You as Inner Guard will guard ever faithfully - this sacred place with love and grace.

THE PRAYING HANDS**NARRATOR:**

In the days of yore in far away lands - people convened with God with praying hands.
They asked forgiveness for their sins - For the strength to live they asked of Him.
For guidance too, and when problems arose - with praying hands they'd strike a pose.
It mattered not what race or creed - He answered each and every need.
Tonight this Bethel has chosen this theme - to show their trust in the Architect Supreme.
For He created all things from the beginning of time - and to those praying hands given a world sublime.

CHOIR –

In ancient days, when evening was night, the shepherds knelt down, raised their eyes to the sky.
And offered up their thanks with praying hands for guiding their flocks across the lands.
They then would lie down in the moon's silvery sheen - and, as they slept, of angels they'd dream.
Floating gently above in their robes gleaming white - a vision there in the light of the moon,
lightened the shepherds' hearts and dispelled all gloom.
The Bethel Choir emulates that dream tonight.

INNER AND OUTER GUARDS –

Guarding carefully our Bethel doors against all outward sin - They make sure they know all who enter in.

JUNIOR AND SENIOR CUSTODIANS –

Custodians of our Urn and Dove - they're guided from above.
They'll watch over our emblems with all their love.

LIBRARIAN –

In her search for knowledge everywhere - she finds treasures for us to share.

MUSICIAN –

For happy songs for all to hear - she plays the piano with notes so clear.

RECORDER –

On spotless pages in her book - she enters all our deeds.
She keeps a record bright and clear - for anyone to read.

TREASURER –

A record of our wealth she keeps - and guards it with her love.
For she, too, has learned - that He is watching from above.

CHAPLAIN –

In reverence she will bow her head - and lead us when we pray.
For she is guided by His word - and will know just what to say.

MESSENGERS –

The Messengers bring a tale of joy and faith and love for fellow man.
Of happiness and truth sincere since first the world began.
The first tells of Job's pleasures, and the second of his strife.
From the third we hear of his temptations, from the fourth his final peace.
While the fifth tells that trust and faith will bring us sweet release.

MARSHAL –

Marshal, you have a wonderful part - guard our flag with all your heart.
Guard it with truth and love sublime - keep it unsullied to the end of time.

GUIDE –

As Guide you will point the way - to Pilgrims seeking the light of day.
Don't slacken for a moment your heart's endeavor - to embrace the beautiful and the good
forever.

JUNIOR PRINCESS –

Junior Princess teaches "Faith that never faileth"
her steadfast faith dispenses light - her path is clear, and her way is bright.

SENIOR PRINCESS –

Senior Princess draws near, without thought of fear.
Her message taught to Pilgrims new - is faith and love the whole way through.

HONORED QUEEN –

As all have entered this Holy Place, she approaches with queenly grace.
With praying hands she asks of Him to see her through - to give her strength and guidance, too.
As parents and loved ones proudly share - this hour when a crown she'll start to wear.

And thus with hearts that are light - our Bethel begins this ceremony tonight.
With praying hands as we pause and kneel - to give thanks to Him for this world of ours.
The day, the nights, the birds and the flowers - our heritage, the Masonic Fraternity,
without which we could not have this opportunity.
As this term ebbs in flight - forget not the theme used here tonight.
Those praying hands, those praying hands.

ROSE FESTIVAL

SUGGESTION:

Daughters be seated in Cross formation.

NARRATOR:

Scattered over the earth for all to see - and revel in their beauty rare,
are roses of very shade and hue - whose haunting perfume fills the air.
To those who are weary and bowed with sorrow - the bud of the rose brings hope of tomorrow.
Today it is clothed in a coat of soft green - tomorrow its beauty and grandeur is seen.

Remember then, when you're filled with woes - God sends a message of hope in the bud of a rose.
The scent of the blossoms scattered far and wide - is the breath of God asking that we in Him
abide.

Courage we learn from the rose bright red - courage to follow the way He has led.
Strive to be steadfast as Job proved to be - you will be richly rewarded for fidelity.

Purity is symbolized in the rose of pure white - our robes reflect its glory and its light.
This is a virtue we are all proud of possessing - with it we are assured of God's richest blessing.

As these Daughters begin a new term tonight - they promise to be patient, faithful and dispense
light.
They approach the East with the gift of a flower - true members of God's own fragrant bower.

HONORED QUEEN –

Most honored of these is the Queen so fair - pledging unselfish service and loving care.
As the rose she carries sprang from the sod - the wisdom of her reign will be the teachings of God.

SENIOR PRINCESS –

The Senior Princess now places her flower - her emblem, the Urn of Incense, symbolizes prayer.
Her message taught to the Pilgrims here - is that faith and kindness will banish fear.

JUNIOR PRINCESS –

The Junior Princess, whose emblem is the Dove - teaches us to be steadfast, and seek strength
from above.
Remain faithful to God in our every thought - count well the blessing each day has brought.

GUIDE –

The new Pilgrims enter as the buds folded tight - they will be cherished, loved and taught to do
right.
Our Guide will direct their footsteps with care - that they may find peace and happiness there.

MARSHAL –

Helping the Guide to show Pilgrims the way - our Marshal lives uprightly day by day.
She will also guard our National Banner - and display it in a reverent manner.

FIRST MESSENGER –

The First Messenger tells of Job's pleasures - his fertile land, and flocks of great measure.
His daughters were known far and wide as most fair - his sons gathered each evening to pray with him there.

SECOND MESSENGER –

The Messenger of truth now appears - she relates the story for the Pilgrims to hear.
This Messenger tells of unfaltering trust - when trials seem hardest, believe God is just.

THIRD MESSENGER –

"Shall only good be received from God's hand?" - was Job's pious reply to the ruin of his land.
Through suffering and misfortune he remained faithful - believing his loss of fortune and children was God's will.

FOURTH MESSENGER –

The triumph of Job when it seemed all was lost - the reward for his faith being worth all it cost.
Is the lesson unfolded by this message sincere - this faith brought Job happiness, joy, peace and cheer.

FIFTH MESSENGER –

The end of the story from ages ago - reminds us of spring roses starting to grow.
The beautiful blossoms that will follow the rest - is the reward that is better because of the test.

LIBRARIAN –

A tightly closed book is like the bud of a rose - until it is open what is inside no one knows.
Our Librarian will open and read it with care - and report to us what is written there.

MUSICIAN –

Harmony is a gift the Musician brings - softly playing while the Choir sings.
May her music echo through their life - to cheer them on and lessen strife.

CHAPLAIN –

As at the Altar our Chaplain kneels to pray - may your thoughts be guided Heavenward each day.
Reverently she asks on bended knees - that Pilgrims all will steadfast be.

RECORDER –

The Recorder approaches with the blossom of beauty - asking the ability to faithfully do her duty.
Plainly written for all to see - acts of joy, love and kindness she'll record honestly.

TREASURER –

As petal on petal each rose is made - so penny by penny our expenses are paid.
The Treasurer carefully dispenses our money on order - keeping her books in balance with the Recorder.

JUNIOR AND SENIOR CUSTODIANS –

The Custodians have task of love - caring for the Urn of Incense and Dove.
Their purity, truth and reverence of prayer - are things each and every Daughter should share.

INNER AND OUTER GUARDS –

Guard every heart as you do the door - remind the Daughters o'er and o'er.
Allow peace and love to enter in - be watchful to keep out sin.

The last fragrant blossom has been carefully placed - forming a cherished Cross for all to see.
As the roses look upward for freshening dew - they will look upward for guidance too.

These Daughters of Job, "Fairest in all the Land" - are our promises of a future He has planned.
Faith, kindness and love that in them repose - will spread through the land like the scent of a rose.

THE STORY OF CHRISTMAS**SUGGESTIONS:**

Christmas light may be placed in a star formation and turned on by each officer.

NARRATOR:

The story of Christmas is very old - and it's told anew each year.
It kindles again the flame of hope - that each one holds so dear.
The hope that the spirit of Christmas - will dwell in every heart.
And that our own acts of kindness - may help to do their part.
Tell us once more the story - of the birth of Christ, our King.
As new Officers of the Bethel - their love and gifts do bring.

"And she brought forth her first born Son - wrapped in swaddling clothes,
and laid Him in a manger;" - "And there were in the same country
shepherds abiding in the field - keeping watch over their flocks by night,"
And in the sky there was a great Star - shining for all to see.
Proclaiming the birth of the Christ child - who was born our Savior to be.

HONORED QUEEN –

Slowly approaches the Honored Queen bearing forth her light - like that star up in the heavens,
she reigns on high tonight.
At the top of the star her light she places - symbolic of the high office she graces.

JUNIOR AND SENIOR PRINCESS –

And now the two Princesses approach - like the beams of that bright Star.
They add their grace and beauty - to call Pilgrims from afar.
They place their light on either side of the light of the Honored Queen,
to show to all, their positions, their love, and their esteem.

GUIDE AND MARSHAL –

As the Guide and Marshal now bring forth their light, they recall,
How the star did journey through the night - and rest o'er manger stall
The last two points of the star now receive their lights.
Our star is gaining brilliance - as it did that wondrous night,

And now the story continues...
An Angel of the Lord appears saying,
"Fear not, for I bring you good tidings of great joy,
for unto you is born this day, in the city of David a Savior, which is Christ the Lord,"

CHAPLAIN –

The Chaplain now comes forward - like the Angel who appeared,
asking for God's blessing - to rest on all those here.
“And suddenly there was with the Angel a multitude of heavenly hosts,
praising God and saying, “Glory to God in the highest, and on earth, peace, good will to men.”

MUSICIAN –

The Musician places there her light - her duty one of pleasure.
She praises God with music - and to the Bethel adds her treasure.
“And it came to pass, even as the Angels were gone away from them to
heaven, the shepherds said one to another, ‘Let us go even now to
Bethlehem to see this thing which has come to pass - which the Lord has made known to us.’”

MESSENGERS –

Five Messengers approach the East - like the Shepherds they do journey.
To learn of God's own goodness, - His love, and of His mercy.
Each one has a story - for the Pilgrims to unfold.
To tell to all, God's story - as they themselves were told.

“And when the Three Wise Men came into the house, they saw the young
child with Mary, His Mother, and fell down and worshipped Him,
and presented unto Him their treasures - gold and frankincense and myrrh.”

LIBRARIAN, RECORDER AND TREASURER –

Just as the Wise Men brought their gifts - these too bring treasures rare.
The Bethel records they do keep - for all to read and share
The Librarian, gives us literature - the Recorder, the minutes keeps.
The Treasurer balances our books - our debt to them is deep.

JUNIOR AND SENIOR CUSTODIANS –

The Junior and Senior Custodians come as heralds for the King.
Love of endless service - is the gift they bring.

INNER AND OUTER GUARDS –

And now the Inner and Outer Guards - each night their watch do keep.
To protect the Bethel from harm - as God's Angels protect His sheep.

“And when they had seen Him, they made known abroad the saying which was told them concerning
this Child, and all those that heard it, wondered at these things which were told them by the
shepherds.”

See now our star shines brightly - may its light help point the way,
to a world of peace and goodness - this is our earnest prayer today.

THE TWENTY-THIRD PSALM**SUGGESTIONS:**

Large Cross or Open Bible in East. Officers carry open book or Cross.

NARRATOR:

“The Lord is my Shepherd; I shall not want. He maketh me to lie down in green pastures; He leadeth me beside still waters. He restoreth my soul; He leadeth me in the paths of righteousness for His name’s sake. Yea, though I walk through the shadow of death, I will fear no evil for Thou art with me; Thy rod and thy staff they comfort me. Thou preparest a table before me in the presence of mine enemies; Thou annointest my head with oil; my cup runneth over. Surely goodness and mercy shall follow me all the days of my life; and I will dwell in the house of the Lord forever.”

**Come then, enter now, Job’s Daughters - walking as you would walk by still waters,
Touched with the light that comes from above - bearing the symbols of the dear Lord’s love.
By His rod and His staff steadfast and true - in straight paths, eternally He will guide you.**

**You are young as the morning of one of God’s days - yet the gift is being given you to always keep.
A gift of remembrance, shining and bright - of friendship and faith, shared here tonight.**

**Time rushes on and very soon - you’ll be living the hours of God’s afternoon.
You’ll walk many paths from some friends you will part - but the memory of this hour will remain
in your heart.**

**You will overcome evil for the Lord will be there - In the presence of enemies, your table to
prepare
Gently life leads you toward God’s twilight - remember then well what you learned here tonight.**

**Your cup runs over, no fears shall you haunt - The Lord is thy Shepherd, you shall not want.
When your day is ended and ended the strife - You’ll know goodness and mercy have followed
your life.
When finally old, and from life you must sever - you’ll find morning again in the Lord’s house
forever.**

OUTER GUARD –

To close our gate against evil and sin - is the important task you will begin.

INNER GUARD –

With love and grace - guard ever faithfully this sacred place.

JUNIOR CUSTODIAN –

Seek peace, purity and love - ever mindful, it is you, who guards the Dove.

SENIOR CUSTODIAN –

Keep the incense burning bright - gilding the day, silvering the night.

MUSICIAN –

As hours go winging, drawn by the days - their flight is brightened when music plays.

LIBRARIAN –

Knowledge is the jewel in your care - God’s divine teachings, help us to share.

RECORDER –

Dip your pen in friendship - and in time can't resist.
And write the names of Job's Daughters - in an everlasting list.

CHAPLAIN –

Help us wrench free from evil's control - remind us 'tis God who restoreth the soul.

TREASURER –

Not only earthly wealth but noble treasures too - are given for safe keeping, trustfully to you.

MESSENGERS –

First Messenger, tells the Pilgrims how Job - restless and torn, with every breath,
wearily, yearningly, longed for death.

Second Messenger, tells the Pilgrims how one said to Job
"If pure and upright thou wouldst be - surely God would take heed of thee."

Third Messenger, tells the Pilgrims how one said unto Job:
"Behold, the fear of the Lord is wise - and understanding is evil to despise."

Fourth Messenger, tells the Pilgrims how the Lord
spoke unto Job and ended his strife - restoring faith, riches and peace into his life.

Fifth Messenger, tells the Pilgrims how throughout the land,
none were so fair as Job's Daughters - so all did declare.

MARSHAL –

Marshal, you have a wonderful part - to guard our Flag with all your heart,
Guard it with truth and love sublime - which will keep it unsullied to the end of time.

GUIDE –

Guide, lead the Pilgrims to the beautiful, to the good - guide them there in loving sisterhood
Nor slacken for a moment your heart's endeavor - to embrace the beautiful and the good forever.

JUNIOR PRINCESS –

Junior Princess, remember that faith - love, purity and peace are not words alone
they are in the lights which have eternally shone.
In church, in school and home, we must keep them aglow - to light up the paths on which others
must go.

SENIOR PRINCESS –

Senior Princess, remember that life is splendid, if well fulfilled - if never the word of God is stilled.
If each hour is lived as He has willed - if with His teachings, the heart is thrilled,
then life is splendid and well fulfilled.

HONORED QUEEN –

Life, gathers a bouquet of special hours - laughter is the sunshine, tears are the showers
which make them grow...help them to be a part of remembrance until eternity.

This hour for you is such a one - earned by your efforts and work well done.
Parents and loved ones proudly share - this hour when a crown you'll start to wear.
New tasks have begun, ideals understood - ennobling young womanhood.

If when years hence all this will seem - like some shadowy half remembered dream,
your heart will recall your own chosen theme - those Holy words, serene and calm,
comforting all - the Twenty-Third Psalm.

YOUTH, THE HEART OF THE WORLD

NARRATOR:

Long after parents and children have parted - youth shall carry on what you have started.
To sit where parents have sat - and do what parents have done,
will be the responsibility of you - every daughter, every son.
They shall one day rule your nation - doing what they think is best.

They will take over your corporations - and they, too must pass the test.
Youth must grow up to be fair and strong - if they are to rule your land.
They need adults to help them along - so lend a helping hand.

Teach them the great virtue, faith - to trust in the Lord on high.
For like everyone else, youth must try its wings - before it learns to fly.
For early in youth their tasks begin - when they first learn to talk.
They must close their minds against evil and sin - as on through life they walk.

For cities and churches will soon be theirs - to run however they please,
and what good are policies if no one cares - so it's good that youth can carry our creeds.
Give them hope that never fails - and teach them to reach for the best,
with truth forever spoken - our youth will stand the test.

Kindness to fellow men - and faith though it may be furled,
will be forever carried on by - "Youth, the Heart of the World".

CHOIR –

Entering first is our Bethel Choir, their voices ring loud and clear.
With youthfulness and love resounding - they assure us that God is always near.

INNER AND OUTER GUARDS –

To guard their hearts, alert to win - lest outward sins press ever in,
to mar the peace or cause disgrace - within the walls of this Holy Place.

JUNIOR AND SENIOR CUSTODIANS –

Custodians know just what is best
in humble love each task is blessed,
with prayer and incense burning bright
they cherish truth, like the Dove so white.

FIRST MESSENGER –

Our First Messenger tells that the story, of Job to all of our lives should apply.
That if we have humility and faith like Job - our standards should always be high.

SECOND MESSENGER –

The Second Messenger relates the trials of Job - how he steadfast and faithfully stood.
And warns us that even when troubles do come - we should take the bad with the good.

THIRD MESSENGER –

The Third Messenger tells of the miseries of Job - and the friends who come to his aid.
She tells us that pride must be dragged - in the dust, and prayers for assistance be made.

FOURTH MESSENGER –

The Fourth Messenger tells the humility of Job - and God said he passed every test.
She teaches that if we have faith - we too will be happy and blessed.

FIFTH MESSENGER –

The Fifth Messenger says that the story of Job - holds a lesson we can all understand.
That we should be like the daughters of Job - who were the “Fairest in all of the Land”.

MUSICIAN –

Without her music to share - the days would seem too long.
We need her happy melodies - in harmony and song.

LIBRARIAN –

Our thirst for knowledge in the arts - is truly virtue rare.
Our Librarian answers all our needs - her wisdom beyond compare.

CHAPLAIN –

Who shall teach us how to pray - and put our trust in Him?
Our Chaplain kneels and bows her head - as Altar lights we dim.

RECORDER –

On spotless pages - our Recorder writes our every act and deed.
Her records tell of faith and love - for happiness is our creed.

TREASURER –

In terms of gold we count our wealth - but gold cannot compare,
with youth and beauty of one we trust - our Bethel Treasurer fair.

MARSHAL –

As Pilgrims seek to know the truth - and meaning of our creed.
Our Marshal fair is there to aid - she's there to take the lead.

GUIDE –

Our Guide will surely point the way - to Pilgrims seeking the light of day.
With wisdom rare and noble deed - to peace and happiness she'll lead.

JUNIOR AND SENIOR PRINCESS –

As in the Book of Job we read - there were three daughters fair.
Come now, two Princesses in view - their beauty to compare.
We know when God created man - he planned a beauteous face.
Here we see His work of art - in loveliness and grace.

HONORED QUEEN –

And now the fairest of the three - on yonder threshold stands.
She's learned the lessons of His love, - heed well all His commands.
For she is truly fair of face - and walks with regal air,
we know that God created her - the fairest of the fair.

(After all are standing by chairs, the narrator continues)

Before you now these Daughters stand - in youthfulness and grace,
they are the fairest in the land - and none can take their place.
To you, my Daughters, have such faith - that when your work is through,
you'll know that you have learned to live - as He would want you to.
Always turn to Him for help - don't ever turn away.
For He alone can give you strength - as you go on your way.

PRECIOUS MOMENTS

NARRATOR:

Hearts, minds and lives interlock as precious moments we share - reminding us always that we'll
have sisters who care.
We weave memories and dreams into a protective cloth - resistant to hurt and, yes, even the moth.
When winds blow bitterly cold as often they may - Our Job's Daughters' moments bring warmth
to a dreary cold day.
As sisters, we work, play and cry – growing together as we learn, stretch and try.
New challenges we face - as we plan and prepare,
And years from now wherever I go - you'll always be there.

CHOIR –

Their songs of blessing abounding,
Songs from their hearts - precious moments compounding.
They enter our room - carrying symbols of love,
Singing songs filled with messages - from our God above.

INNER AND OUTER GUARDS –

They keep our Bethel moments pure - they watch and remind each Daughter demure.

JUNIOR AND SENIOR CUSTODIANS –

They care for both the Dove and the Urn - the white and purple colors will forever in our
memories burn.

RECORDER –

She writes all our memories down - remembering all the good things we do all over our town.

TREASURER –

Her books are always kept in good order - for projects and money and for bricks and mortar.

CHAPLAIN –

She prays for blessing each day - lifting our hearts and our minds to follow God's way.

MUSICIAN –

She lifts us up with the music she plays - as we listen, our hearts come together in praise.

LIBRARIAN –

She quickens our minds with wisdom so rare - opens a book, spends a moment – precious beyond
compare.

FIRST MESSENGER –

She brings news of Job's Daughters so fair - of his land and his flocks tended by his children with care.

SECOND MESSENGER –

She knows that truth cannot always be light,
Yet she shares precious moments of Job's trust through each plight.

THIRD MESSENGER –

She reminds us that Job suffered and lost - his friends tried to aid him but could not stand the cost.
Pride dried up all the leaves on a cold autumn day - still in humility Job knelt down to pray.

FOURTH MESSENGER –

With words of conviction she strongly proclaims
That the faithful are rewarded - as was Job, that's God's aim.

FIFTH MESSENGER –

She shows us what Job and we can do - if to God's plan we are true,
Dark days will turn bright - if we are patient, we will see the light.

MARSHAL –

She brings us memories of our land - with red, white and blue.
Placing hands over our hearts - we pledge to be true.

GUIDE –

As we stand side by side - our Guide lights the way.
Precious moments are finer - as she turns night into day.

JUNIOR PRINCESS –

With the emblem of the pure white Dove - she watches over us
guiding and teaching us to love.

SENIOR PRINCESS –

With wisdom and truth - she loves and protects us
While we are yet in our youth.

HONORED QUEEN –

She more than all the others we look to every day
For love unconditional that will not go away.
She leads us, yet she serves us and shows us that she cares.
Each plan she unfolds becomes a precious moment to share.

Our hearts interlock with one another and you.
We grow as Job's Daughters in all that we do.

Each precious moment builds friendships that always will last.
Our hearts are locked together in both the future and the past.

YOU'VE GOT A FRIEND**NARRATOR:**

God created man, and with him came the need
of having someone close at hand - something we all need.
So God gave us a friend to help us through each day.
Someone very beautiful in a very special way.
This friend is always there - whenever you're feeling down.
It's nice to know she really cares - and will always be around.

She dares to dream your dreams with you - and shares your schemes in life.
She picks you up when you're feeling blue - when things just don't seem right.
The key to all this friendship, faith, trust and love,
Is the love that God has sent us from heaven up above.

OUTER GUARD –

You watch the doors - in you we put our faith.
You allow only members and friends to enter our Bethel gate.

INNER GUARD –

You smile as you greet our friends - as at the entrance you stand.
And as you welcome them in - you extend a friendly hand.

SENIOR CUSTODIAN –

Our Urn of Incense, symbolic of prayer, hope, faith and light - is under your special care
and we know that you will always be placed right.

JUNIOR CUSTODIAN –

Caring for our properties and our peaceful Dove.
Your aim is but to please with friendship and love.

RECORDER –

Truthful pages you write upon our every word and deed.
A true friend we count upon for everything we need.

TREASURER –

In you we trust to count our gold - our worth and wealth, too.
Nothing will every compare - with your faithful friendship, too.

LIBRARIAN –

Daughter of wisdom, always willing to share.
Your taste in arts, sciences and good literature – teach us to care.

MUSICIAN –

You bring harmony when you play upon the keys
Your Bethel sisters count on you and you try hard to please.

CHAPLAIN –

Your duty is to lead in prayer and see we follow, too.
Communicate to Pilgrims the Obligation they'll keep their whole life
through.

FIRST MESSENGER –

You tell how Job enjoyed his life and family love,
How he taught his children to be constant in their faith in God above.

SECOND MESSENGER –

A messenger of trust and faith when things weren't going well,
He learned that we must accept misfortunes from God's hands as well.

THIRD MESSENGER –

Stricken with pain and suffering - he gazed on the lowering sun.
His friends said he was being punished, but he remained the faithful one.

FOURTH MESSENGER –

When evil was cast on this man - his faith would never fail.
You relate his steadfastness to God in this humble tale.

FIFTH MESSENGER –

The ending of this story is told by you, Daughter fair.
His life of truth, faithfulness and glory shall be known everywhere.

MARSHAL –

You help the Guide to conduct Pilgrims through the story of Job,
And display our national emblem in your beautiful white robe.

GUIDE –

You lead the Pilgrims as God leads us through life.
Teaching us to depend on Him even in our strife.

JUNIOR PRINCESS –

The youngest of the Daughters of Job - friendly but meek,
The lesson she teaches all - to be careful before we speak.

SENIOR PRINCESS –

Cheerful and kind you teach us all that through prayer
We can receive true peace of mind - with faith in God who cares.

HONORED QUEEN –

And now the eldest of the three - she shall take the lead,
To guide these Daughters and do her best - as Honored Queen.
She will teach them to live as God would deem.

Here are these Daughters - before you they now face,
Eager to be taught the lessons of friendship and grace.
Each one shall learn to know how important it is
To be a friend to everyone - and to love and honor Him,
For God is the key to love - and it truly is a gift
To be able to share this love with Him - and to know you've got a friend.

LOVE AND PATIENCE**NARRATOR:**

We read in the Book of Old - that love is the best gift of all to behold.
For through its strength and understanding - we will survive this worlds' demanding.
Patience is a virtue that we should exercise - use tolerance and love to keep our faith alive.
Be kind and merciful to others - for we all are really sisters and brothers.
Through love and patience we shall learn - the light of God does brightly burn.
For if we strive for these each day - then from our path we'll never stray.

CHOIR –

Our Choir lifts their voices in a song - to God's own choir they belong.
They sing of His love for all to hear - and assure us He will always be near.

INNER AND OUTER GUARDS –

They guard the entrance to our doors - for our security they do implore.
They strive to keep sin and suffering out - so there will be no doubt.

JUNIOR AND SENIOR CUSTODIANS –

The keepers of our Dove and Urn - symbolic of the lessons we learn.
The Dove of peace, symbol of God's love - the Urn, a symbol of God's patience from above.

LIBRARIAN –

The books of time our Librarian will read - to fill our minds with the knowledge we need
For we will never grow too old to learn - and a love of knowledge we should never spurn.

MUSICIAN –

Our Musician plays with no discord - her music pays tribute to the Lord.
She knows music is the key - to love and patience and world-wide harmony.

RECORDER –

Faithfully, she records each act and writes of every deed.
She tells of hard work, effort, and records our need.

TREASURER –

The keeper of our hard-earned funds - she adds, subtracts and does all the sums
She teaches industry and honesty and encourages us to be thrifty.

CHAPLAIN –

When she attends at the Altar we love - she asks for wisdom and guidance from above.
She seeks strength from God's divine light - so we may walk the path of good and right.

MESSENGERS –

The First one tells of the beginning of Job's life - The Second one tells of misery and strife.
The Third relates his temptations and trials - The Fourth how Job's faith has prevailed.
The Fifth tells of Job's final reward - Because he believed and trusted the Lord.

MARSHAL –

Our country's emblem she carries aloft - a symbol for which our freedom was fought.
Our love and respect for our nation - should also extend to all creation.

GUIDE –

Enters our Guide on whom we depend - to teach us the value of the love of a friend.
Someone to lean on and share with, too - a friend who will always be loyal and true.

JUNIOR PRINCESS –

Representing the youngest daughter of Job - she teaches that patience is precious as gold.
Be humble, pious and giving - and help mankind in this world where we're living.
Let's start in our own community - then try to achieve world-wide unity.

SENIOR PRINCESS –

Our Senior Princess implores us to do our best - never be satisfied with anything less.
Then our goals we will be able to reach - with patience and God's help we do beseech.

HONORED QUEEN –

Our Honored Queen now appears with regal grace - and shows love and patience with every pace.
She will ask God for His aid to see her through - in all the things that she must do.

For if we trust in Him - though our pathway's light be dim,
If we're patient and loving, too - God will be there to see us through.

A WALK IN THE GARDEN OF LOVE**SUGGESTIONS:**

The Bethel Officers and Choir members carry in flowers as designated in the ceremony.

NARRATOR:

Come walk with me in the Garden amid the flowers of love,
These special blossoms of friendship tended by the Gardener above.
It's peaceful here in the Garden, friendship and love in the air.
Let's walk down the path together where all the flowers bloom fair.
Perhaps Job, too, had a garden, a quiet place where he tended the flowers each day.
Their gentle beauty gladdened his heart and lightened his burden along the way.
Let's pause for a moment beside the Garden gate – close your eyes, look with your heart.
See all your friends as flowers and cherish their beauty - for all too soon your paths part.

CHOIR – (Violets)

Violets lifting their faces to greet the dawn - the freshness of the Garden in the early morn.
Here in the Garden of love their soft petals - of purple bring a blessing of a new day born.

INNER AND OUTER GUARDS – (Tiger Lilies)

The time is early and the day is warm.
The dew glistens on the path before us - like raindrops in a spring storm.
Here, by the Garden gate - the tiger lilies were planted with loving care.
To stand guard at the entrance - and watch over the flowers so fair.

JUNIOR AND SENIOR CUSTODIAN – (Lilacs)

The wonder of the Garden is seen when we pass - no leaf uncared for, nor neglected a single blade of grass.
Lilacs in gentle shades of purple and white - help mind the Garden with loving care.
Each task undertaken is one made light - for duties of friendship and love they share.

TREASURER AND RECORDER – (Iris and Tulip)

Strolling slowly down the Garden path we pause
where striving for honesty and working for truth - the lovely tulip and the iris grow.
Their faithfulness to duty and a willingness to share
with giving hearts and willing hands - their love for the garden they show.

MUSICIAN – (Bluebell)

Songs of friendship and songs of love - songs of reverence for the Lord above.
The bluebell speaks of harmony carried on the gentle breeze.
For all the songs played in this Garden - with loving hands she tends the keys.

LIBRARIAN – (Daisy)

The gentle daisy, white as snow - first of the flowers to greet spring's light.
Quiet of nature, gentle in soul, nature's first flower is dressed in white,
Imparting words of wisdom for all of us to share - shedding light to the rest of the flowers so fair.

CHAPLAIN – (Lily of the Valley)

Here in the midst of the Garden where peace and quiet reign - the Lily of the Valley is found
singing God's praises in reverent refrain.
Clothed in the whiteness of virtue, her head softly bowed in prayer,
For guidance and wisdom and all whom she holds dear - she offers a solemn prayer.
This lovely symbol of our Order blooming in God's pure, soft light.
Stand for dignity and unity - personifying truth and right.

MESSENGERS – (Carnations)

Here near the center of the Garden - carnations grow in sweet harmony.
Colors of violet and wine, white, mauve and pink - blend their soft shades in testimony.
Respect, knowledge, responsibility, righteousness and love - each beautiful flower has a message to give.
They teach us with gentle words - a thoughtful way to live.

MARSHAL – (Chrysanthemum)

The fair chrysanthemum grows by the garden wall - caring for the colors of our land.
True and loyal with friendship toward all - helping to tend the Garden with a loving hand.

GUIDE – (Gladioli)

In the afternoon sun, the glad stands tall - shining with heartfelt love toward all.
Reserved in her beauty, gentle in speech - concerned for all who are within her reach.
Guiding the Pilgrims along the way – and showing kindness from day to day.

JUNIOR PRINCESS – (Magnolia)

The day's light is slipping by as we come to the end of our way.
Here in the East three flowers grow warmed by the sun of a fading day.
The magnolia sweet and lovingly nurtured with tender care.
Teaching with kindness her lessons to all who come seeking to share.

SENIOR PRINCESS – (Gardenia)

Unique in beauty, its color like old lace - the gardenia stands proudly with grace.
Her message of truth comes more precious than gold - wisdom and kindness and love untold.
Be kind to all those who pass your way - the gift of love grows more precious each day.

HONORED QUEEN – (Rose)

Our day in the Garden is ending - our time spent here is almost done.
One flower remains lifting her face to the sun,
The lovely red rose with all her charms - belongs to the flowers here to keep.
She'll always be part of the Garden - for the roots are planted so deep.
Time will pass, and in tomorrow's sunny Garden - the sun will go down.
Another leader will take her place - another will wear her crown.
Be faithful to our Order - touch one and all with love.
Accept the gentle guidance - from our Gardener above.

THE DAISIES**NARRATOR:**

High on a hill, on a warm summer breeze - the wild field daisies touched my knees.
As they nodded their pretty heads to and fro - they whispered the secret sweet daisies know.
One bumblebee growled - he sat at my feet on a red clover bloom, so fragrantly sweet.
And he tried to decide which nectar was best - to carry home to his bumblebee nest.

I gathered a bunch of sweet daises that day - holding them close, I heard one daisy say,
“Mother Nature gives to her children the best - but the creature called man, she doubly blessed.”

CHOIR –

So like the daisies, our choir now enters the room - the sweet songs they sing dispelling all gloom.
They sing of the story in the Book of Job - and each one is dressed in a snow white robe.
They sing of God's blessing, they sing of God's love - with tender young voices as soft as the dove.
So young and so fresh like the small daisy flowers - they bring joy to the Bethel at its meeting hours.

INNER AND OUTER GUARDS –

They watch at the door and remind our fair Daughters - o'er and o'er that only peace and love
may enter within - they should ever be watchful to keep away sin.

CUSTODIANS –

They share in a task of great love - for they care for the Urn, they care for the Dove.
The Dove, like the daisy is colored pure white - the Urn, like its heart, is of gold burning bright.

TREASURER –

She keeps Bethel funds in good order - and her books balance with those of the Recorder.
As petal on petal each daisy is made - so penny by penny our expenses are paid.

RECORDER –

Approaches with a blossom of beauty - she will strive very hard to accomplish her duty.
She plainly will write for all to see - acts of love and kindness she'll record honestly.

CHAPLAIN –

She will kneel at the Altar and pray - that each Daughter will live in a true Godly way.
She will lead her sisters in true words of prayer, she will guide hopes and dreams cast on the air.

MUSICIAN –

She brightens all when her music she plays - just as the daisies blooming will brighten your days.
The rhythms of music, nimble fingers will make - the harmony in our very souls she will awake.

LIBRARIAN –

She gathers her knowledge with care - and tells what she's read to Job's Daughters fair,
Like a bud that's unopened, as everyone knows - a book gives no pleasure if it remains closed.

FIRST MESSENGER –

She tells of Job's Daughters fair - of his flocks, treasures and the joys he had there.
His daughters were known for their beauty and grace - in his fields God put daisies, to brighten his place.

SECOND MESSENGER –

She tells of unfaltering trust - through his trials he believed God was just.
Job suffered, his life was filled with great strife - but he believed that God would brighten his life.

THIRD MESSENGER –

She tells of his misery and pain - his friends come to aid him, returned once again.
She tells us that pride must be dragged in the dust - that prayers for assistance must be made by us.

FOURTH MESSENGER –

She tells of Job's humility true - how he passed every test that he was given to do.
She tells that we should be humble like he - who stayed true to his God through great misery.

FIFTH MESSENGER –

She tells a story we all understand - that the Daughters of Job were fairest in the land.
That the treasures of Job were to him restored - simply because of his trust in the Lord.

MARSHAL –

Our Bethel is always prepared with great care - by our Marshal, a Daughter whose beauty is rare.
She guards and escorts our National Banner - placing it in the East in a reverent manner.

GUIDE –

New Pilgrims enter as buds folded tight - they'll be cherished and loved and taught to do right.
Our Guide will direct their footsteps with care - so they may find peace and happiness there.

JUNIOR PRINCESS –

Love and beauty are not words alone - but the flowers that grow from the seeds we have sown.
In all things you do, you must help them to grow - so they'll brighten the paths on which others must go.

SENIOR PRINCESS –

Life can be splendid if it's fulfilled - if never a word of God is stilled.
In your heart keep His teaching, and you'll be thrilled - for the daisies will bloom as He has willed.

HONORED QUEEN –

Now enters the Daughter you have chosen as Queen - fair of face, tall and stately, with manner serene.
This hour, Honored Queen, is a very special one - it was earned by your efforts and work well done.

You were chosen by your sisters who now want to share - this hour and the crown you proudly will wear.

As the daisy you carried sprang from the sod - the wisdom of your reign will be guided by God.

**A Queen who loves in a very special way values - not just the love that is sent her way.
She values the givers whose friendships are true - for with love, they're giving themselves to you.**

So now, Daughters of Job, the fairest of the fair. - in the years that will come, memories you'll share.

**If, when in the years hence this will just seem - like a shadowy half-remembered dream,
Just look in a field and you'll see small and dear - Daisies and you'll remember the friendships made here.**

THE FRIEND IN YOU

NARRATOR:

My days are bright with happiness. - My skies are always blue.

And life is always wonderful - for I have found a friend in you.

The kind of friend who's faithful in everything, it seems - who shares my fondest hopes with me and understands my dreams.

Who constantly inspires me to put my fears away - and trust in Him to live a more courageous day,

Who seems to read my every thought and knows just how I feel - and who is there to help me, though I utter no appeal.

The world is bright and colorful and life itself is new – a nd I am very grateful for the friend I found in you.

BETHEL CHOIR –

Daughters of the Bethel Choir - you must lead the way.

With strength, hope and lifted voice - you bring the song today.

Each note you sing must have its place - God hears your song above.

And blesses you with radiant grace - and showers you with love.

OUTER GUARD –

Yours is a jewel of purity - guard us against outward sin.

Guard our gates so closely - that only love may enter in.

INNER GUARD –

Watch over the entrance to our Bethel - and guard this sacred place.

Passing on to our Daughters fair - the peace and love that here we share.

JUNIOR CUSTODIAN –

It is your duty to care for and tell about the Dove - you must pass on its message of purity and love.

SENIOR CUSTODIAN –

You hold the gift of incense which tells the meaning of prayer.

Pass on the stories of its riches so all of us may share.

FIRST MESSENGER –

As Messengers of truth come they - to guide the Pilgrims on their way.
She tells of joy and peace and cheer - of happiness and trust sincere.

SECOND MESSENGER –

When sorrow comes to weigh us down - and life seems just a thorny crown,
She tells of steadfast faith and love - of God, and blessings that come from above.

THIRD MESSENGER –

“Who makes the sun to shine by day - the moon to walk in the silvery way?
Who caused the stars and earth to be - and calmed the waters of the sea?”

FOURTH MESSENGER –

“Tis He who knows every thought - of things to be and things that are wrought.
For He will lead you by the hand - Oh, yes the “The Fairest in all the Land.”

FIFTH MESSENGER –

A message you bring in words so true - on all these spotless pages through,
Inscribed in signs and pages there - a lesson learned of virtue rare.

LIBRARIAN –

What better literature can you seek - than that of God’s book of life.
It helps to guide you day by day - and gives you faith for daily strife.

MUSICIAN –

Your talent sent from heaven above - touches us all with peace and with love.
Care for it, nurture it, watch it grow - and all will hear the soft strain, feel the warm glow.

RECORDER –

Your scroll is covered with light from above - your honesty comes from God’s love.
Your hand is steady, your writing true - our acts of love will come shining through.

TREASURER –

This Daughter guards our precious coins - and a lesson she does hold.
She teaches us it is far better - to be rich in love than in gold.

CHAPLAIN –

Our Chaplain folds her hands in prayer - in reverence speaks with God.
She thanks Him for His love and care - and asks that He be with us everywhere.

MARSHAL –

Guard the flag of our country - and to it always be true.
Teach love, honor and respect - in everything we do.

GUIDE –

Our footsteps like a chain of gold - shaped in God’s perfect mold.
Each link a touch, a word or tear - guides us through our moments here.

JUNIOR PRINCESS –

The jewels of your crown are the whitest white - the emblem of your reign the Dove.
You pass on to us the story of how Job was right - and teach us to seek God’s help from above.

SENIOR PRINCESS –

Purple adorns the crown you wear - the Urn your emblem, tells of prayer.
The story of Job you pass on to all - teaching that God won't let us fall.

HONORED QUEEN –

The Honored Queen now lights her way - like a star shining from above.
She must be patient, kind and faithful - in seeking charity and love.
When charity is freely given - it's like the shining sun.
It's a special sign from heaven - that enlightens everyone.

A true friend is a friend who shares - whatever comes our way,
Who helps by thoughtful words and deeds - to brighten up our day,
Who knows the little heartaches that lie heavy on the mind - and tries to ease the hurt of each by being extra kind.
A true friend helps to bring the sun - and takes away the rain,
And cheerfully convinces us - that our dreams are not in vain.
And if we traveled far and wide - to where the rainbow ends,
We'd find no greater riches - than the love of real true friends.
The world is bright and colorful - and life itself is new,
And I am very grateful - for the friend I found in you.

OUR INHERITANCE**SUGGESTIONS:**

Black painted board with black velcro glued to form the Square and Compass. Styrofoam blocks, painted gold to form the Square and Compass and cut into number of pieces needed for the Officers to carry.

Velcro is fastened to each carrying piece. The Honored Queen carries in the gold painted "G". The Junior Princess carries the completion piece for the Square, the Senior Princess the completion piece for the Compass or a flower of a different color from the other Daughters. The Honored Queen places the blue or gold "G" in the middle of the Square and Compass. Choir may carry in gold blocks to put around edge of board or flowers.

The board should be a 4 'x 8' piece of plywood, if possible. Holes may be placed in the square and compass formation for the Daughters to insert their flowers. Suggested song: "The Builder"

NARRATOR:

An old man, going a lone highway - came at the evening, cold and gray,
To a chasm, vast and deep and wide - through which was flowing a sullen tide.
The old man crossed in the twilight dim - the sullen stream had no fears for him.
He turned, when he reached the other side - and built a bridge to span the tide.
"Old man", said a fellow pilgrim near - "You are wasting strength in building here.

Your journey will end with the ending day - you never again will pass this way.
You have crossed the chasm, deep and wide - Why build the bridge at eventide?"
The builder lifted his old gray head - "Good friend, in the path I have come," he said,
"There follows after me today - some youth whose feet must pass this way.
This chasm that has been naught for me - to those fair-haired youth may a pitfall be.
They too, must cross in the twilight dim - good friend, I am building this bridge for him."

Will Allen Dromgoole

Job's Daughters International is proud to be associated with the Masonic Fraternity. Without this Order, there would be no Job's Daughters. In the Book of Job, Chapter 42, Verse 15, it says, "In all the land were no women found so fair as the daughters of Job; and their father gave them inheritance among their brethren." So a Master Mason gives a Job's Daughter his inheritance for the Master Masons are the builders. Their fraternity is the cornerstone of Job's Daughters. Without the Master Masons all other related Orders would not be.

The Master Masons are builders of human character and moral conduct. They teach their beliefs through brotherly love, relief and truth. Job's Daughters molds young women into moral and upright adults with just thinking, right conduct and dominance over self.

As the trowel smoothes the cement of Masonic brotherhood with brotherly love and affection, so the triangle joins the Daughters of Job in truth, harmony and sisterly love.

The privilege of being related to the Masonic fraternity is not given to everyone, but those who have this privilege find it to be one that opens doors to many wonderful areas of life.

There are also responsibilities; responsibility to our Creator, to the Master Masons who give us our heritage, to our parents and guardians, to our sacred obligation, and to be the very best which is in each of us.

The Square and Compass identifies the Master Mason to all whom he meets, just as the Triangle identifies the Job's Daughter.

Tonight (today) we honor the Master Masons who give us our heritage and pay our loving tribute to them.

CHOIR –

Everything of value is built on a good foundation. So the Daughters of the Choir build a musical foundation for our ceremonies, for music is essential for the harmony it brings to our Order.

CUSTODIANS –

They watch over the Dove and the Urn of Incense and know that, "In thought we have truth." And that even the humblest task does not go unnoticed.

JUNIOR CUSTODIAN –

Guard the Dove. It is humble duty that teaches truth, purity and love.
Your lessons lead to more important assignments and the knowledge of work well done and life well spent.

SENIOR CUSTODIAN –

Watch over the Urn of Incense. Remind all of the need for prayer. This is a task to be promptly and cheerfully performed with kindness, patience and willingness that is essential to noble character.

OUTER GUARD –

You protect our meetings to keep them untouched from outer cares.
Open the door to those who enter the gates with love for our Order.

INNER GUARD –

As mortar works with bricks to form a firm foundation, you must work with the Outer Guard to form that protection and keep our Bethel pure.

TREASURER –

You bring honesty of purpose to build a bright future and to teach us that the riches of the world cannot buy true happiness.

RECORDER –

You write of acts of love, joy and the reward of deeds well done. You record with honesty for all to see and of the fun.

LIBRARIAN –

You tell of life and point to service. You teach us wisdom as a worldly necessity that with obedience and enthusiasm our service will multiply all good.

MUSICIAN –

You bring zeal and discipline to add harmony to link us to our foundation. Your talent is essential to all worthy Orders not just our Bethel.

CHAPLAIN –

You teach on bended knees at the Altar of the promise of the future when we walk in the light and path of God. You give to the Pilgrims who enter our gates the sacred Obligation which binds us as sisters.

In the Book of Job, messengers carry the word of disaster to Job. Today our five Messengers carry the message of Job's reward for his faith and patience to the Pilgrims who come to walk our path of service. These Messengers bring the story of an eventful life of pleasures, temptations and triumphant peace and a full reward after the trials of the Adversary.

FIRST MESSENGER –

You teach us prayerful obedience to God just as Job taught his family by regular hours of worship. Job's Daughters believe and live by this, so that they may be standards for their companions in obedience, enthusiasm and service.

SECOND MESSENGER –

You warn us of the pitfalls of life that may come our way and build upon the firm foundation and upon the Square that our inheritance might be pure and strong for all to see.

THIRD MESSENGER –

You tell us of the responsibilities to God and to all mankind, thus adding value to our suffering, misfortunes and trials.

FOURTH MESSENGER –

You show us the right path to eternal life with deeds that often must be deeds of faith and courage.

FIFTH MESSENGER –

You add a reviewing light and show that in forgetfulness of self we will earn victory and have a joyous triumph at last if we keep our trust that His divine hand guides us all.

MARSHAL –

You prepare for the future with good order, kind words and noble actions. You protect and care for the flag of our nation as well as the properties of the Bethel.

GUIDE –

You lead the Pilgrims and show the way to live uprightly as we follow the teachings and principles of our Order.

JUNIOR PRINCESS –

You now complete the Square and teach us in the First Epoch the lessons in our apprenticeship in the measurement of time. As Job taught his family to worship regularly so you teach to value the twenty-four hours given to us each day to do acts of kindness and love to those we encounter so that we may have a strong foundation upon which our conduct is laid.

SENIOR PRINCESS –

You complete the Compass that guides our way of life, our comings and our goings. You teach us in the Second Epoch of the sufferings and wisdom gained of Job through adversity and endurance through faith and trust in our Creator and love for Him. You teach us to carefully oversee all details set by the Master.

HONORED QUEEN –

You place now the “G”, an emblem of the one that is and always will be the center of all Masonic Orders. All revolves around our God, and the love the Master gives to each who follows His teachings and light. None can be admitted without a belief in the Creator. Our Honored Queen leads “The fairest in all the land” as God leads us to a pure and upright life if we follow His word from the guiding light on the Altar. By carefully following the words and teachings of our Master, so we master ourselves and life.

So it is complete. The Square and Compass that guides us from birth and gives us our heritage. We receive with grateful hearts our inheritance from the Master Masons.

THE “I AM’S OF JESUS”

NARRATOR:

In the days of the patriarchs, God summoned Moses to His presence on the mountain. There He commanded Moses to deliver the children of Israel from Egypt by telling them, “The God of your fathers hath sent me unto you.” (Exodus 4:13) When Moses asked what he should say when the Israelites ask “God’s name, God said, “**I AM** hath sent me unto you.” (Exodus 4:14) Centuries later, God sent his only son, Jesus Christ, to liberate us all from the weight of our sins.

Jesus cured a man’s blindness, and when the Pharisees asked who was Jesus answered, “I am the door.” (John 10:9)

The Pharisees accused a woman of sin and Jesus warned them, “Let he who without sin cast the first stone”; and Jesus said, “I am the light of the world.” (John 8:12)

Jesus fed the masses through the miracle of the fishes and loaves, and said “I am the bread of life.” (John 6:35)

And when the Apostle John saw the revelation of the new heaven and earth, Jesus told him, “I am Alpha and Omega.” (Revelation 21:6)

At the Last Supper, Jesus washed the feet of the disciples. He commanded them to love one another as He loved them, and He said, “I am the way, the truth and the life. I am the vine.” (John 14:6)

And when Jesus explained a miracle, He said, “I am the good shepherd; the good shepherd giveth his life for the sheep.” (John 10:11)

All of us are offered the opportunity to be new in Christ (2Corinthians 5:17). And yet, to do that we must try to fulfill His expectations of us by living up to Christ’s teachings. The final answer to the question posed by Moses is that we, as believers in God, and agents for God, are to take action on His teachings.

So, too, are the members charged with responsibilities in this Bethel that teach the lessons of the Bible. Let the members begin their journey learning God's lesson in life; just as He taught Moses, and just as He sent Jesus to instruct us.

CHOIR –

“I will sing unto the Lord as long as I live; I will sing praise to my God while I have my being.”
(Psalm 104:33)

Providing melodies for us to hear - our choir reminds us we have nothing to fear.
With songs lifted high, praising His name - we learn that God will not look for blame.
The harmony of their voices remind us all - that we can find peace if on God we will call.
And when life is too difficult to proceed - Christ is always there, taking the lead.

INNER AND OUTER GUARDS –

“I am the door’ by me if any one enters in, ye shall be saved, and shall go in and out, and find pasture.” (John 10:9)

Our eyes are focused on the West where two daughters stand,
As they guard our Bethel doors at the Honored Queen's command.
Protecting our Bethel with watchful eyes, they warn our members of sin.
Just as when we trust in Christ He'll ward off evil that wants in.

Opening the doors to our pilgrims fair - our guards will defend the Bethel there.
Ever watchful, they let in only the pure - keeping our Daughters' lives secure.

JUNIOR AND SENIOR CUSTODIANS –

“...I am the light of the world; ye that followeth me shall not walk in darkness, but shall have the light of life.” (John 8:12)

We give these Daughters our emblems to safely keep - and from them there are many lessons for us to reap
The dove represents truth and purity - and our urn stands for prayer, which gives us security.

They care for the cornucopia which stands for reward - which we receive when faithful to our Lord.
As we impress upon the Custodians the duties of their station - may they shed their light upon our trail to salvation.

MESSENGERS –

“I am Alpha and Omega, the beginning and the end. I will give unto them that is a thirst of the fountain of the water of life freely.” (Revelation 21:6)

The story of Job is our organization's base - it teaches us hope in whatever toll we face.
The Messengers share the story of Job's trial - and how people shunned him, lonely and in exile.
They portray Job's story from beginning to end - and teach that no matter your station, God is your friend.
Just as Job triumphed and found peace - so we can too, if evil we will release.

LIBRARIAN AND MUSICIAN –

“...I am the bread of life; ye that cometh to me shall never hunger; and ye that believeth in me shall never thirst.” (John 6:35)

The Librarian and Musician hold the key to Music, Science and Art - those pursuits which appeal to the mind and heart.

They are the bread of life because they make us whole - and their gifts to our members feed the soul.

Hunger for knowledge is met by these officers - as their presentations provide many answers,
And the one truth they will know - is that the love of Christ will forever show.

TREASURER AND RECORDER –

“...I am the truth; no one cometh unto the Father, but by me.” (John 14:6)

The one great truth for which we all should strive - is that honesty in our lives must always thrive.
The Recorder and Treasurer speak to that virtue - for it is that value which drives what they do.
All actions of the Bethel, the Recorder must prepare - in the way that God watches over us, ensuring our welfare.

The Treasurer shows that through honesty we build character - and if we walk the straight path we will be the victor.

CHAPLAIN –

“...I am the life; no one cometh unto the Father, but by me.” (John 14:6)

The Chaplain is a beacon whenever our days are dark - she asks for God to protect us no matter where we embark.

As our spiritual leader, she takes us from strife - and shows us there's a better way for our life,
Where Jesus stands ready to carry our weight - and His love for us He will always demonstrate.
Our Chaplain lifts up our earthly prayer - reminding us of His shelter that is always there.

GUIDE AND MARSHAL –

“...I am the way; no one cometh unto the Father, but by me.” (John 15:5)

Along life's path we face many a trial - situations that can cause self-denial.

The way is easier if we place our trust - in someone who we know is just.

Jesus teaches us in everything be upright - our way is clearer if we trust in His might.

By example, the Guide and Marshal offer our members a course - a pathway true to the principles we endorse.

JUNIOR PRINCESS AND SENIOR PRINCESS –

“I am the vine, ye are the branches; Ye that abideth in me, and I in them; the same bringeth forth much fruit; for without Me ye can do nothing.” (John 15:5)

The Junior and Senior Princesses represent honor and virtue;

Qualities that nourish the soul and direct us to grow true.

The vine, unchanneled, twists that way and this - searching constantly for a life that is faultless.

Each Princess carries the burden with every pace - of showing our members the virtues we embrace.

Those virtues become ours if in Jesus we abide - we will be always in His footsteps if we walk a forthright stride,

HONORED QUEEN –

“I am the good shepherd; the good shepherd giveth his life for the sheep.” (John 10:11)

And now come among us, the fairest of the fair - like the good shepherd, she leads with great care.
Ever bearing in mind it's the members she does serve - it is their best interests she is charged to observe.

As the Bethel leader she rules with wisdom and dignity - exercising her authority with understanding and humility.

And during her reign, to God she is true - relying on His teaching to make our lives anew.

Before us are the Bethel's new officers and choir, each providing an important contribution to make the Bethel successful. As they assume the responsibilities and privileges of leadership in this Bethel, may the words Jesus spoke when describing Himself through each of His "I Am's" serve as guide for all the members. During the coming term they will enjoy many happy times, as well as many challenges. The story of Job teaches us to treasure our joys and maintain our faith no matter what adversities we may face.

And now, as these Daughters wait to be instructed in another chapter in God's great love for mankind, let us remember that the description of Jesus that we heard in this ceremony is in the present tense. Nine times Jesus described Himself beginning with the word, "I AM." Jesus has always been, is now and will be forever.

As Jesus told the Jews, "Before Abraham was, I am." "I AM" means He is here among us right now and will continue to be in the future. He will be with us through all the ups and downs of the coming term and more importantly every minute in our lives.

As these Daughters continue their journey seeking a greater understanding of God's word and His will for each of the, may they:

- be as an open door to those who long to understand His word;
- be as a light to those who cannot find their way;
- be the bread of life to those who need nourishment for their souls;
- be alpha and omega in their relationships with others;
- be truth to those who don't know of it;
- give newness to life when it seems so useless;
- provide a way to those who are lost;
- be a bountiful vine with abundant fruit;
- and like the shepherd, carefully watching for the welfare of others.

And may the "I AM's" of Jesus become the "WE ARE'S" for us all.

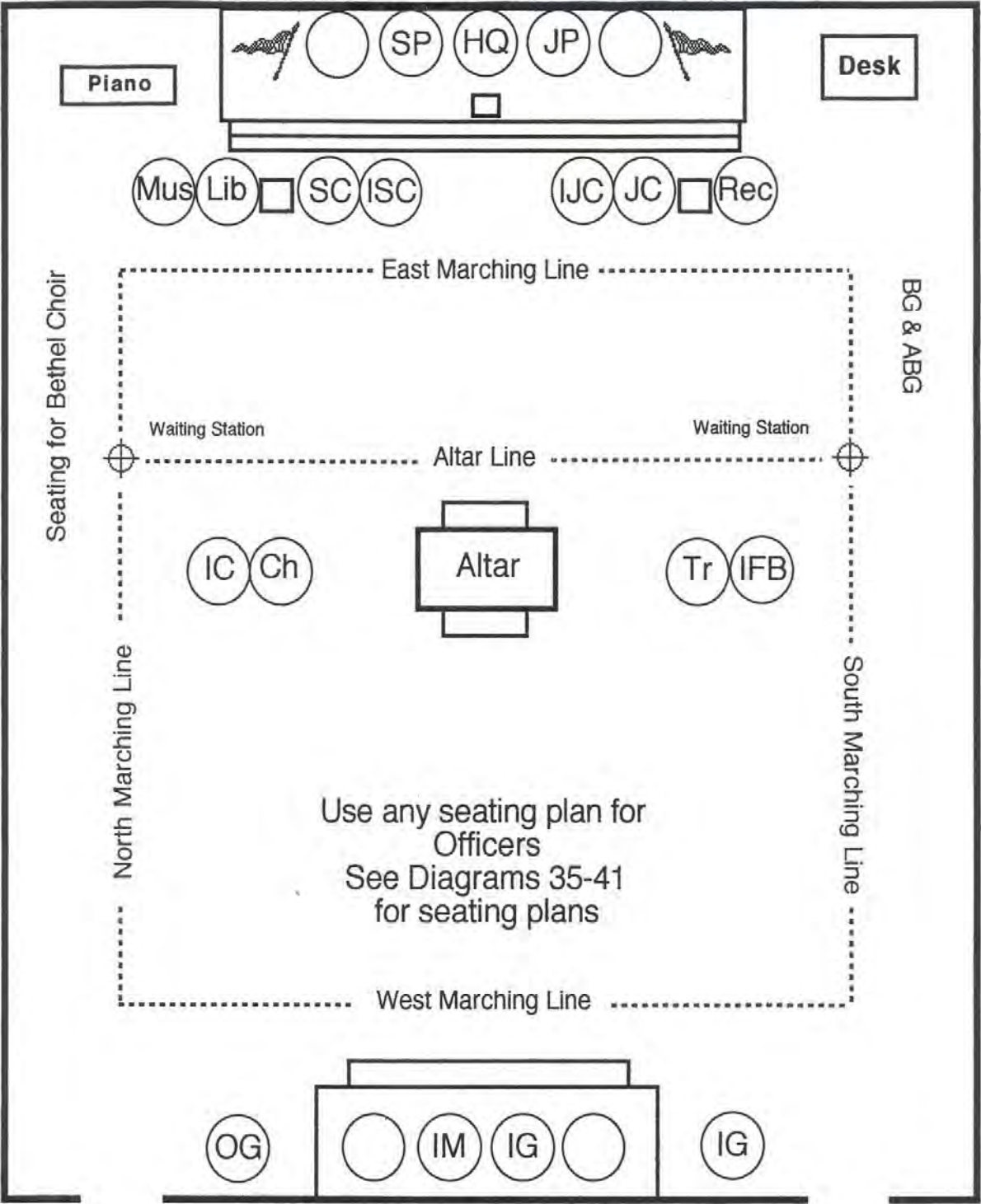


Diagram 1: Bethel setup for Installation of Officers

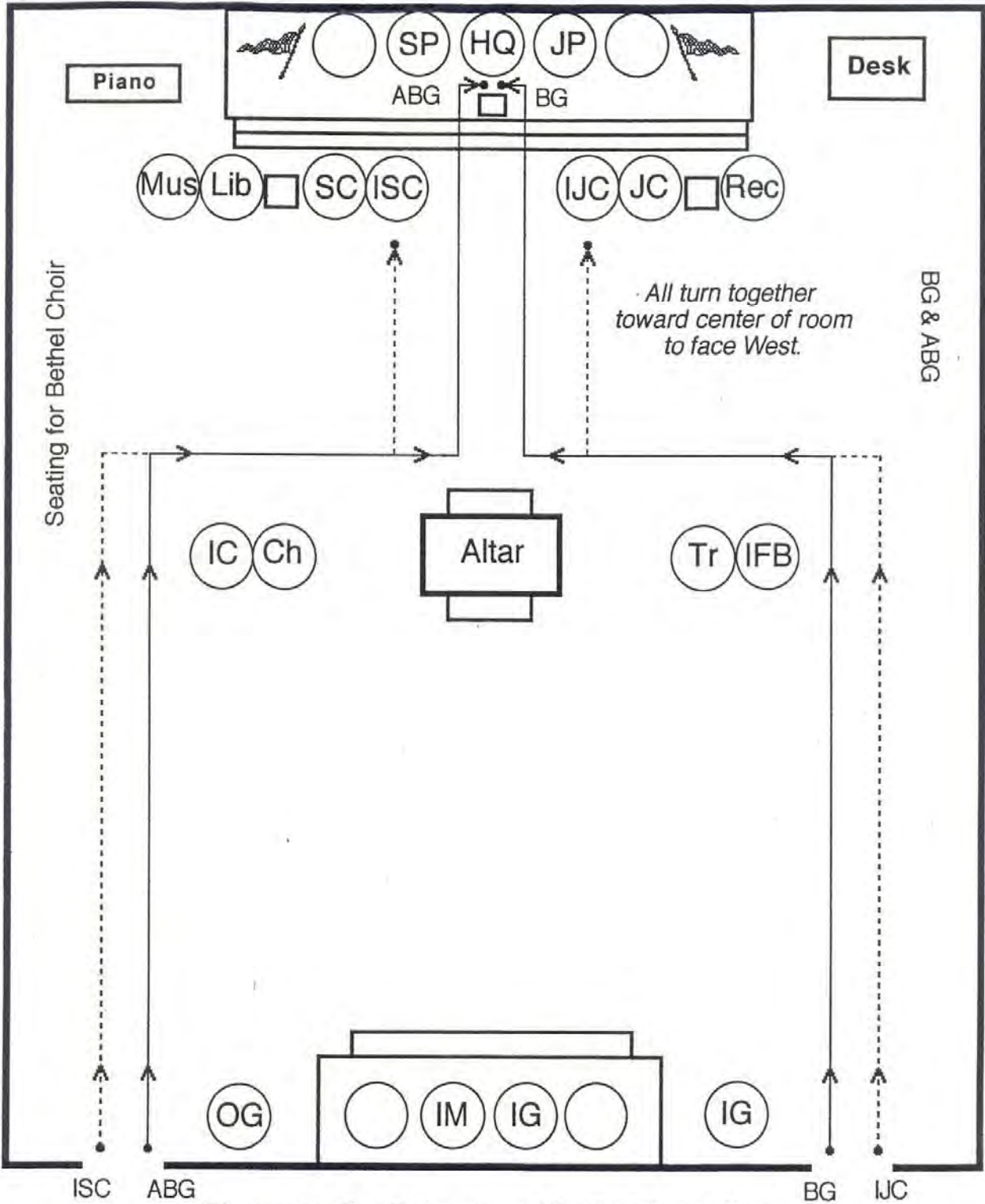


Diagram 2: Entrance of Bethel Guardian and Associate Bethel Guardian

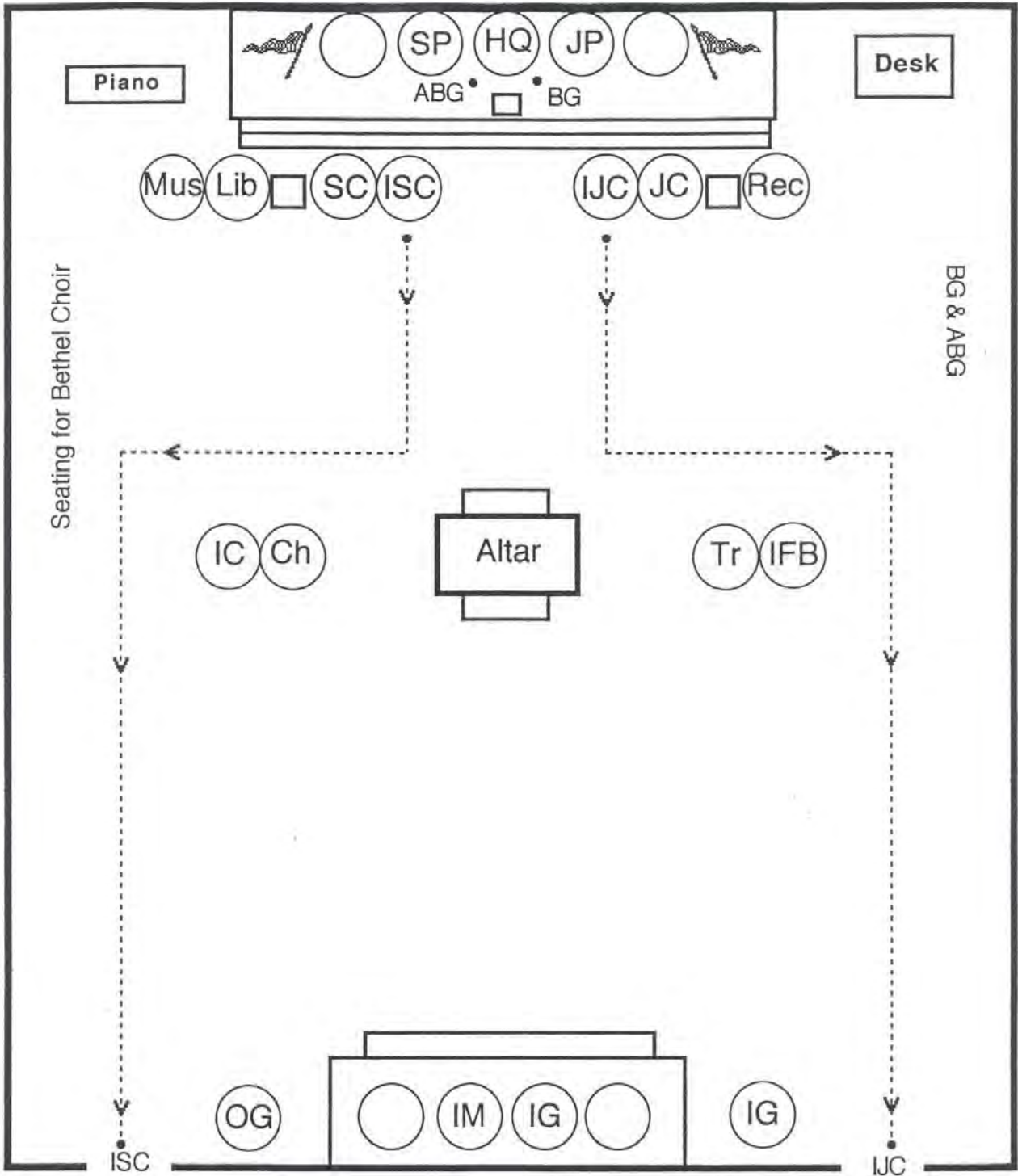


Diagram 3: Installing Custodians retire to escort Master or Mistress of Ceremonies or Installing Officers

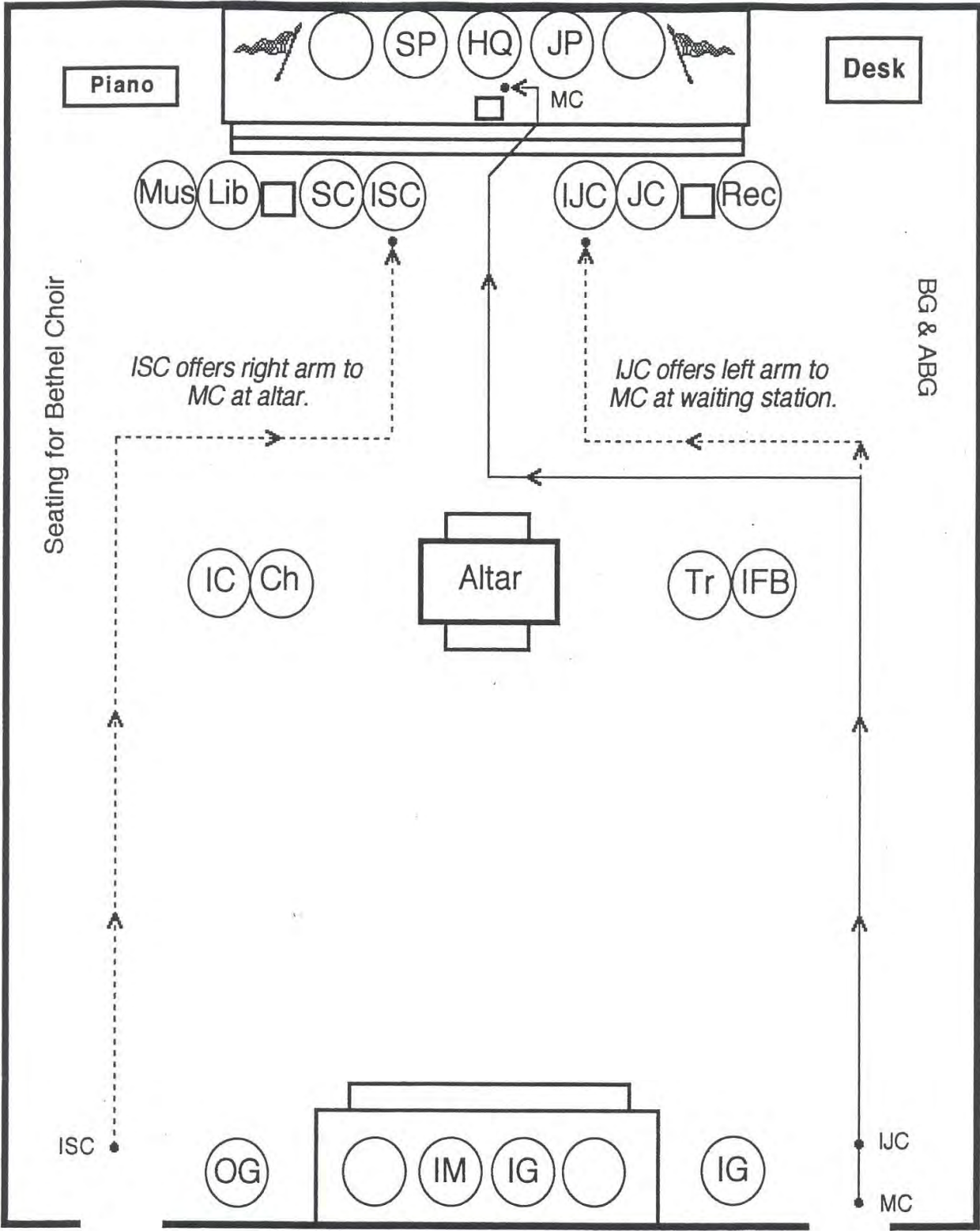


Diagram 4: Installing Custodians escort Master or Mistress of Ceremonies to East

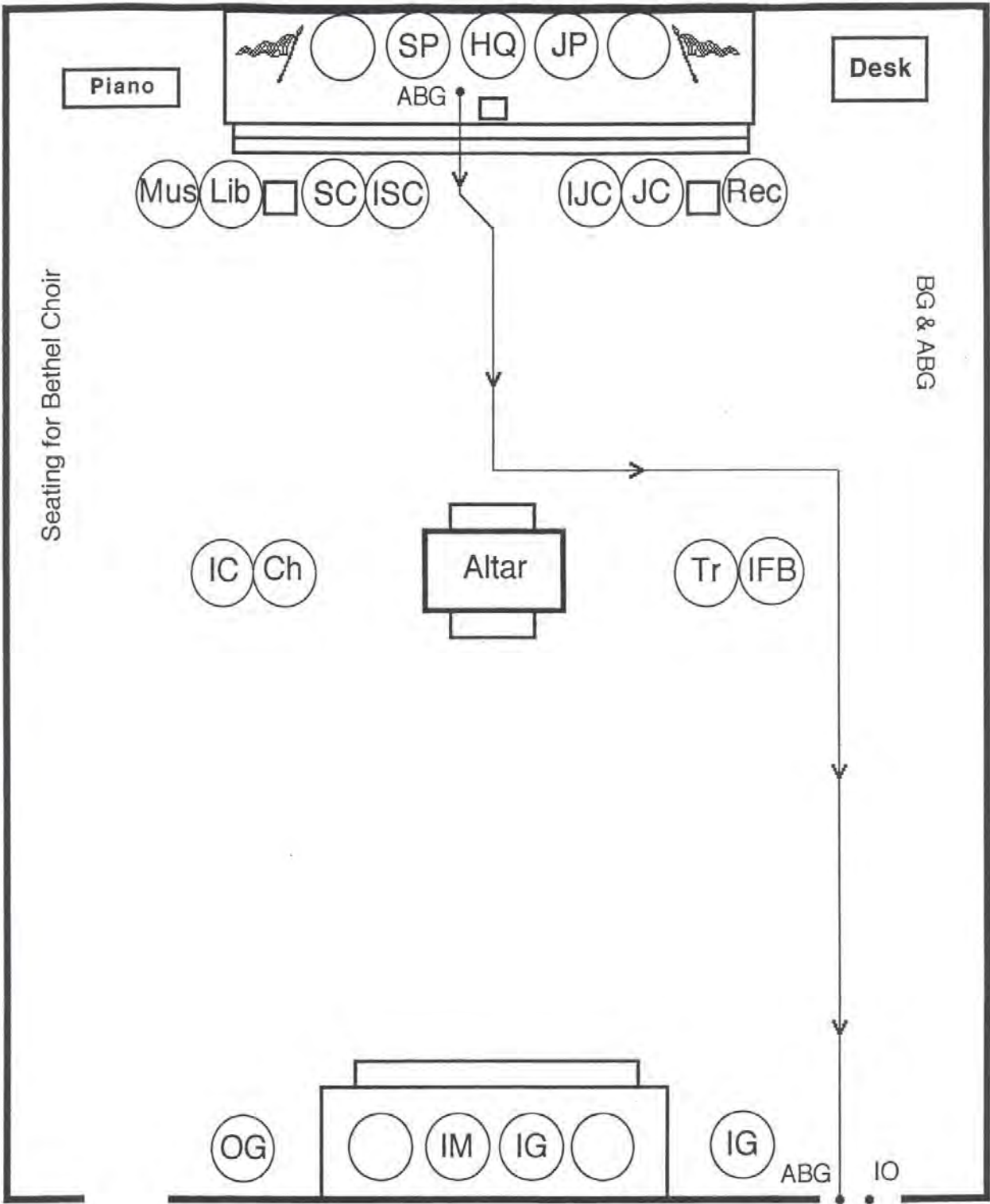


Diagram 5: Associate Bethel
Guardian retires

*Installing Officer waits
at Ante Room Door*

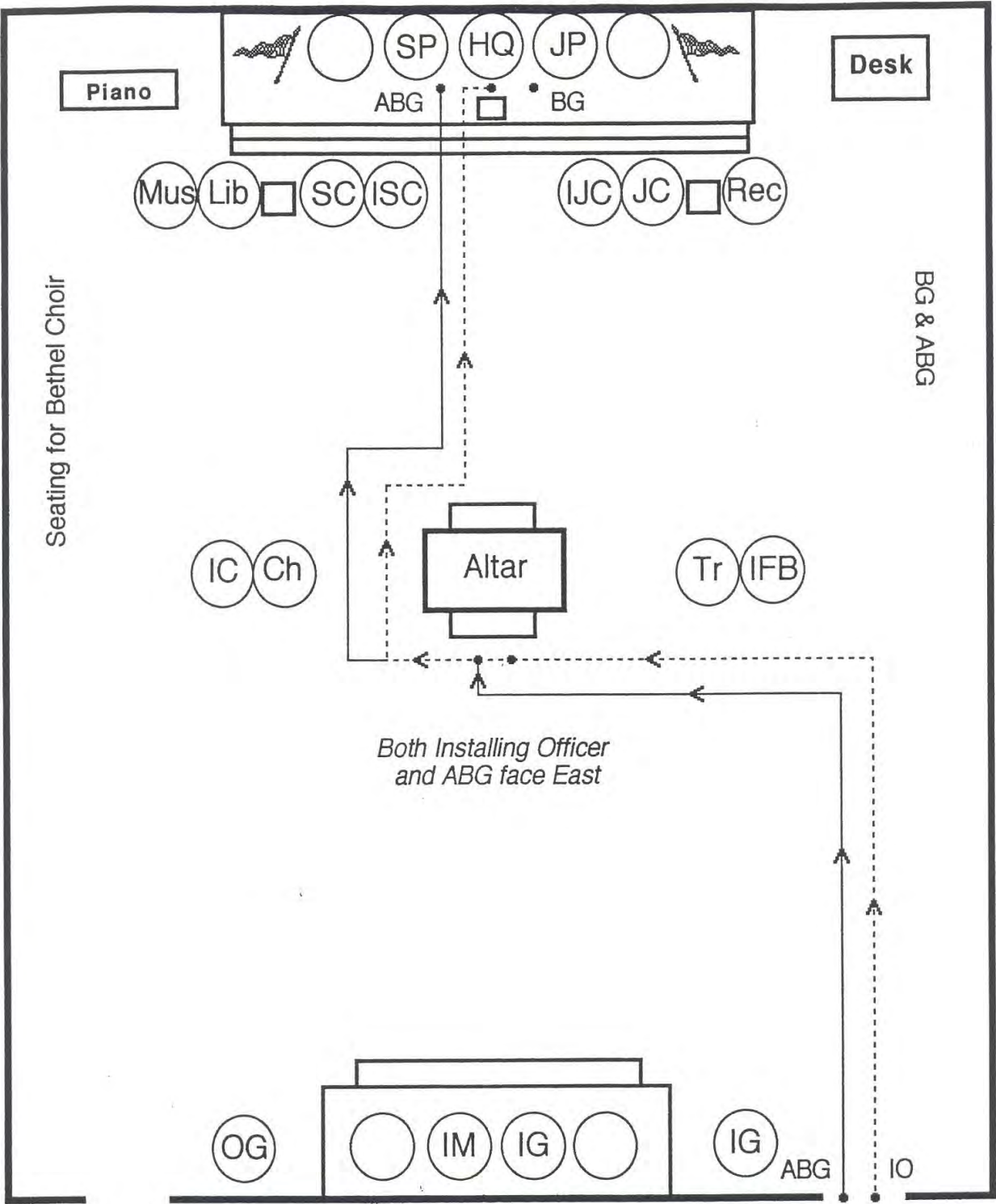
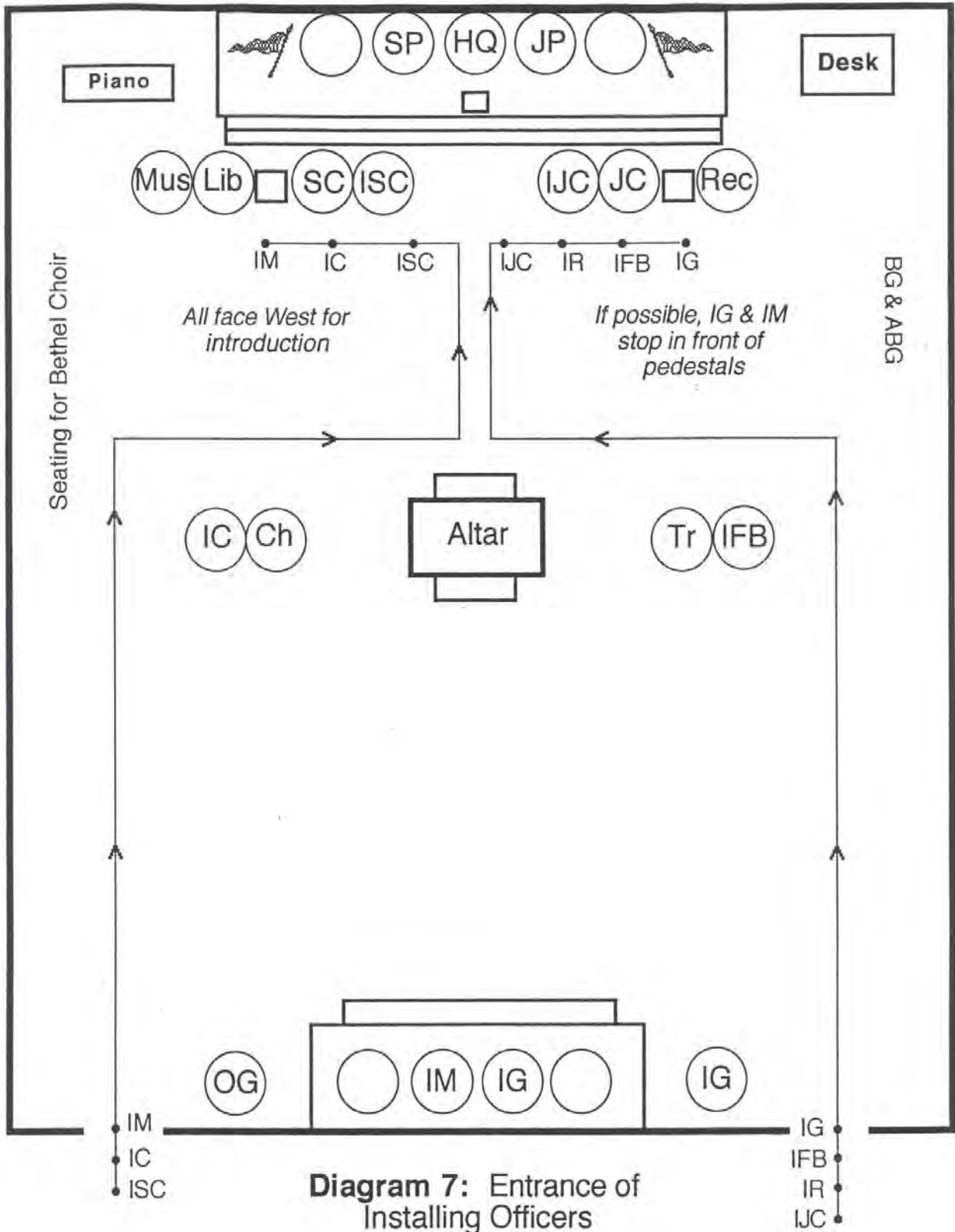


Diagram 6: Associate Bethel Guardian escorts and presents Installing Officer

IO takes ABG's right arm



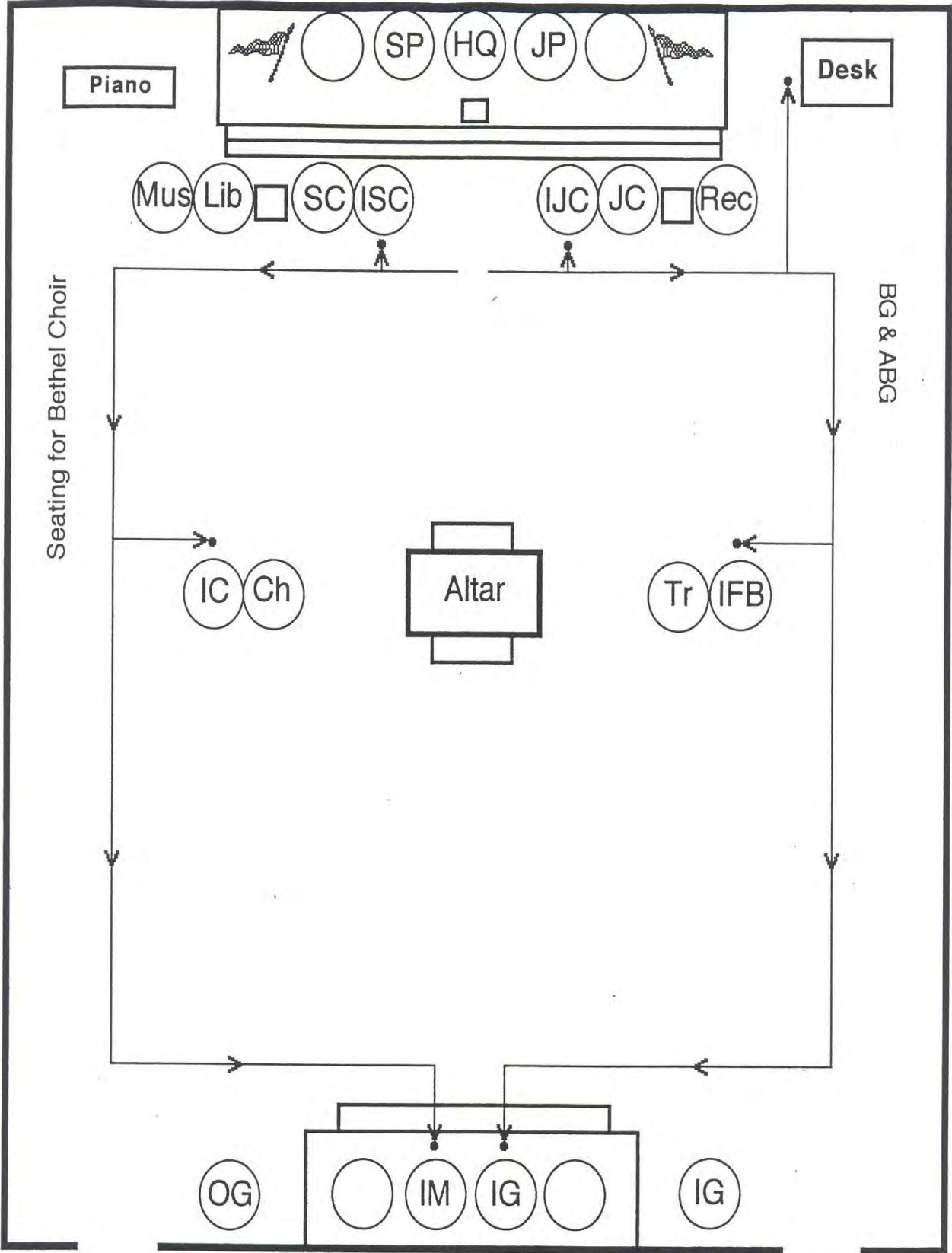


Diagram 8: Installing Officers
assume their stations

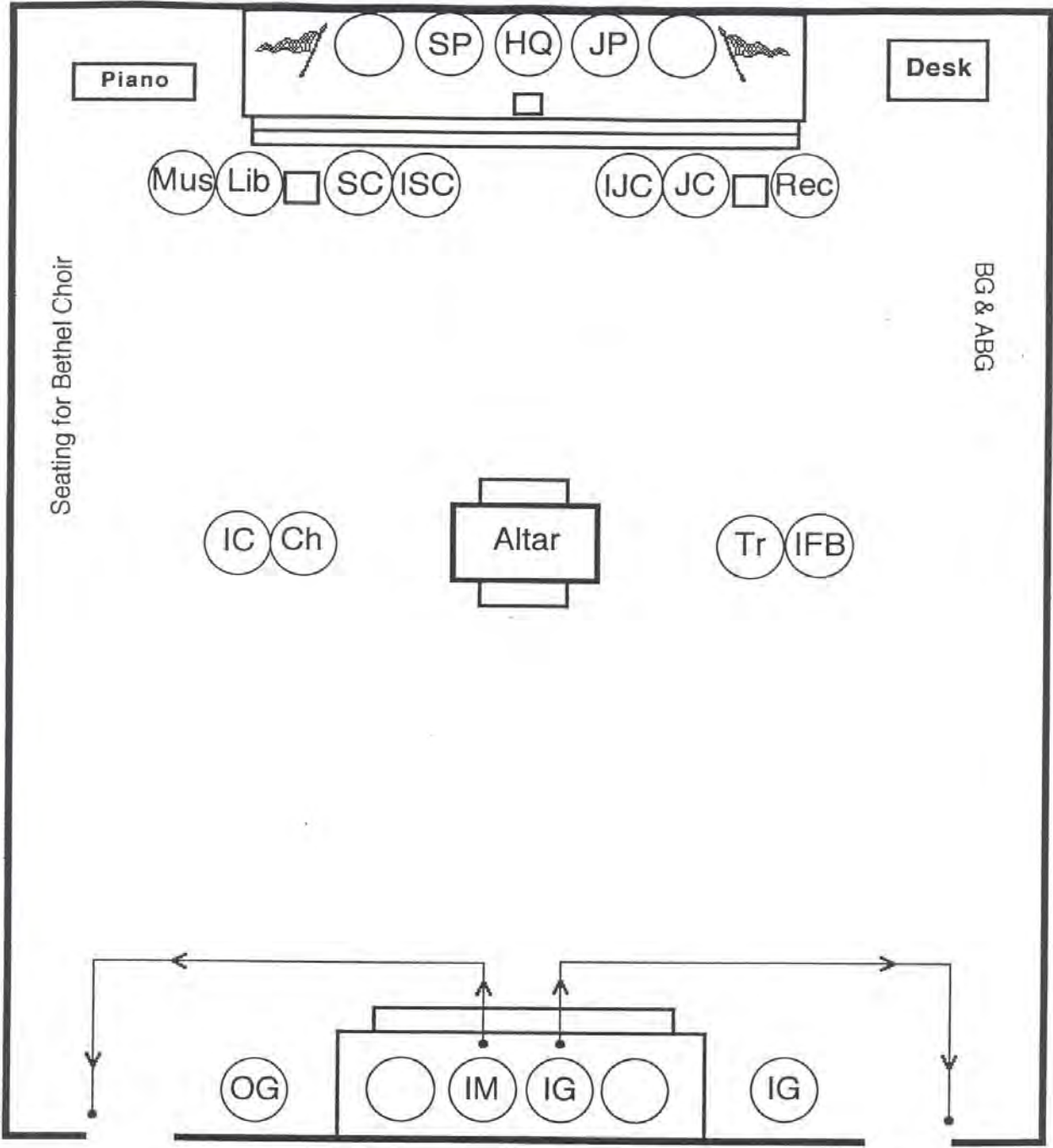


Diagram 9: Installing Guide & Installing Marshal retire
for entrance of Bethel Officers and Bethel Choir

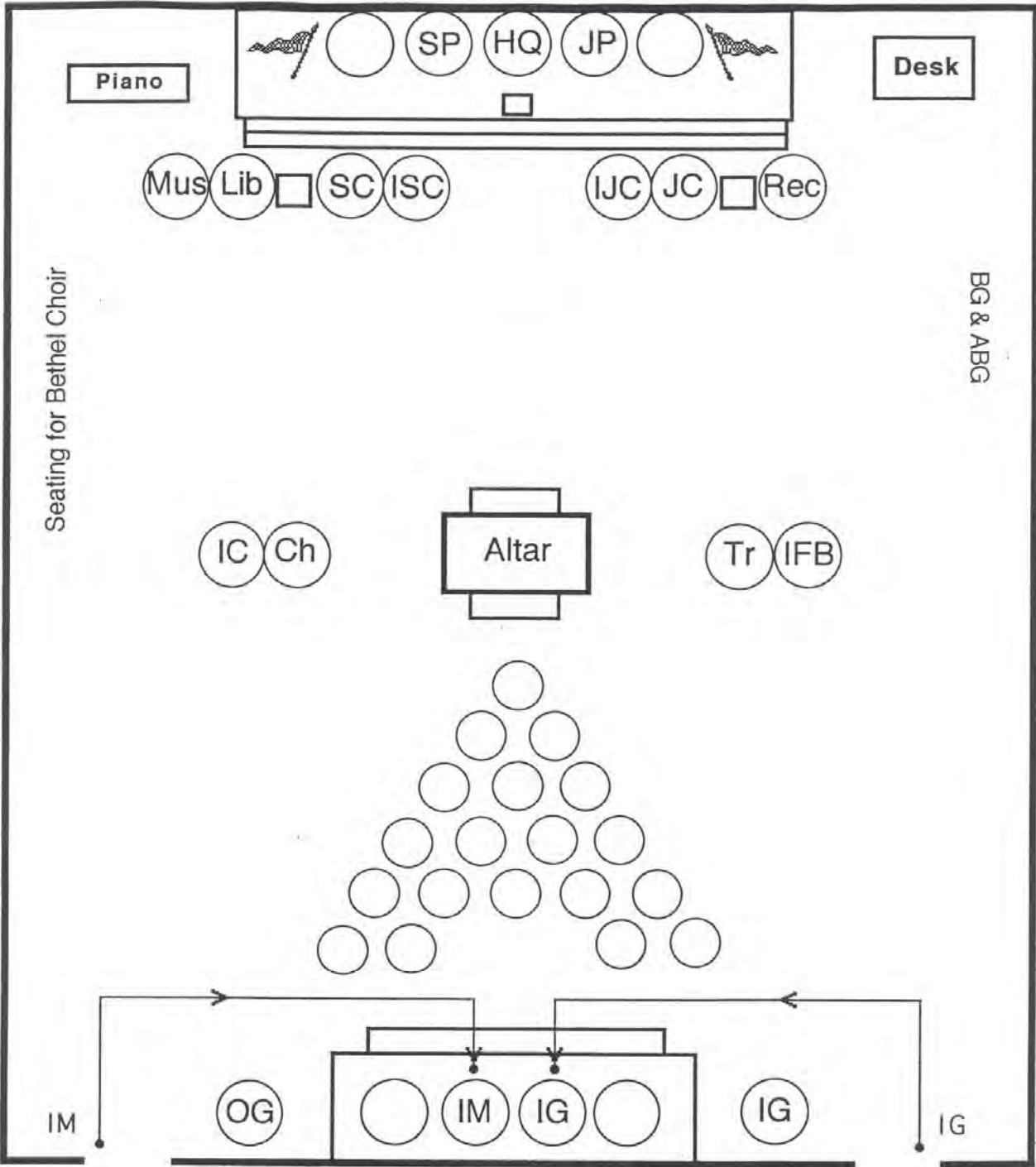


Diagram 10: Installing Guide and Installing Marshal resume stations following entrance of Bethel Officers

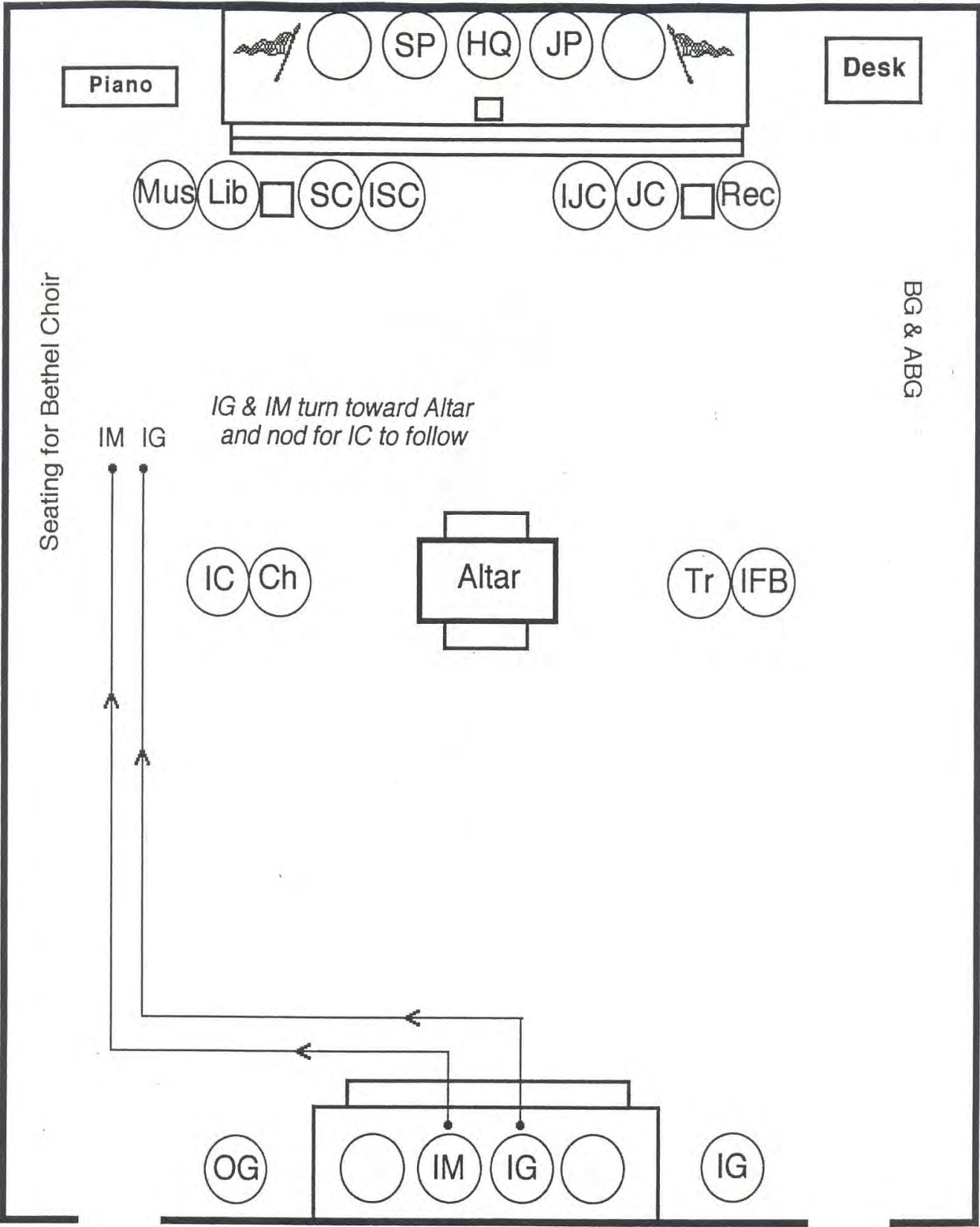
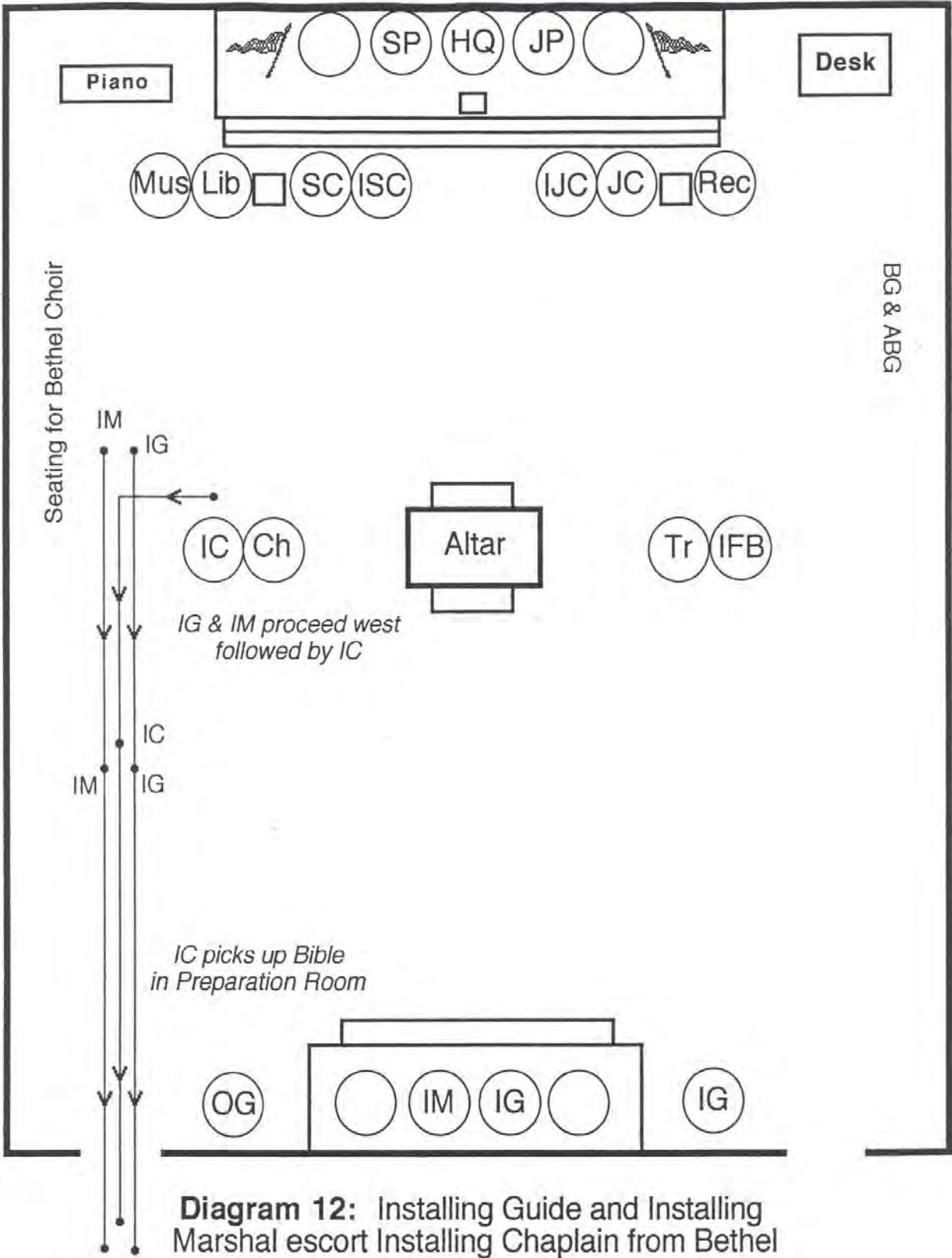
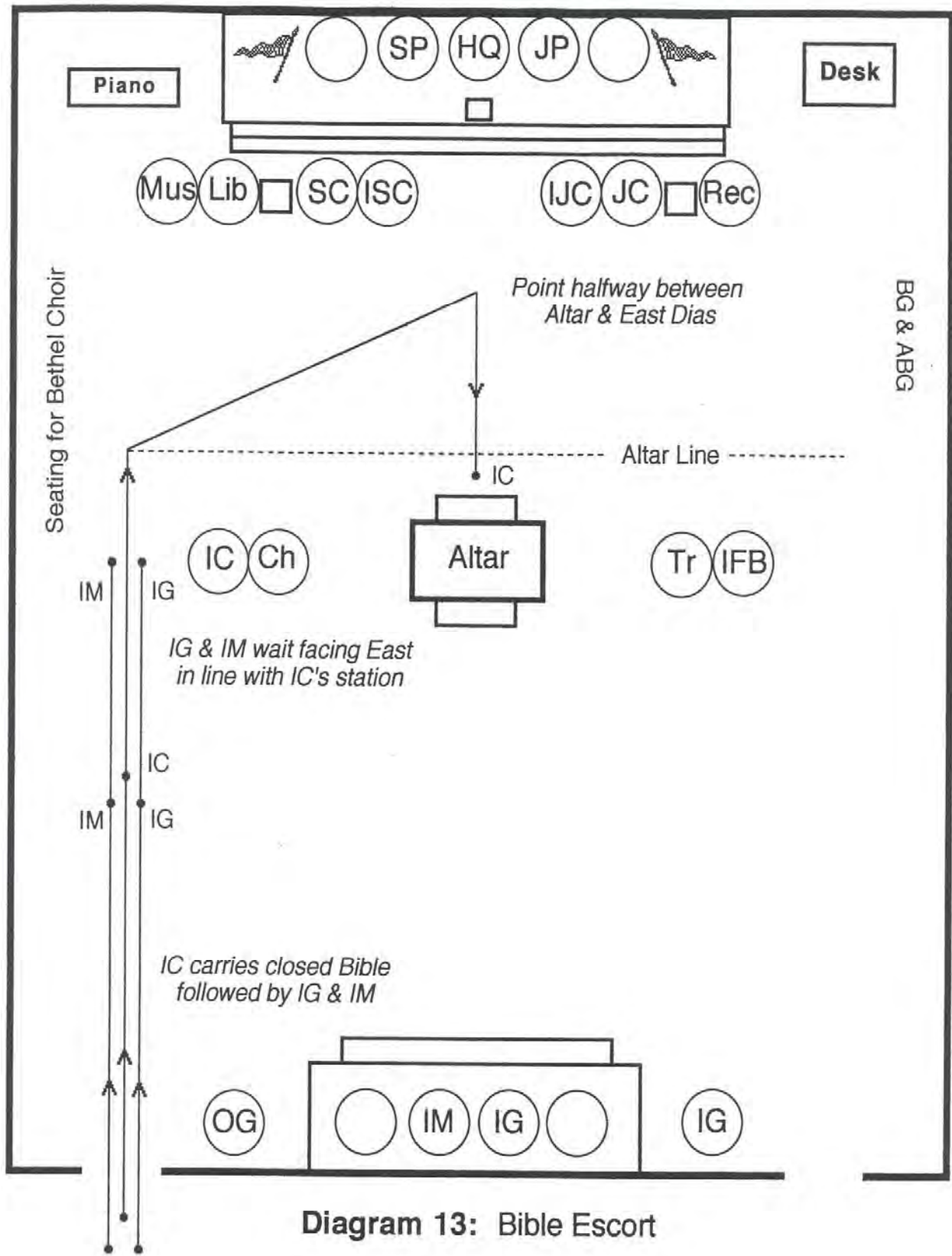


Diagram 11: Installing Guide and Installing Marshal begin escort of the Holy Bible





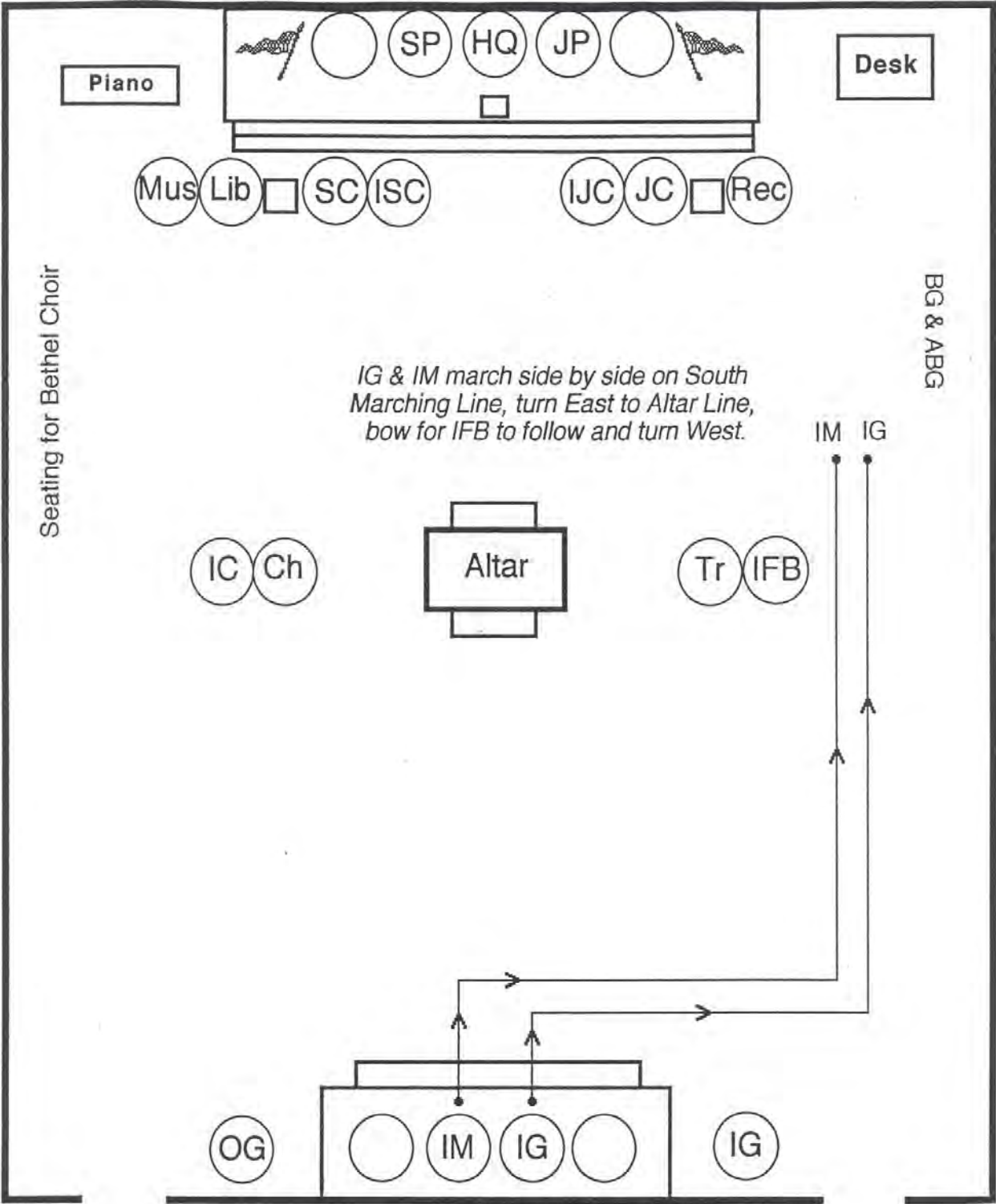
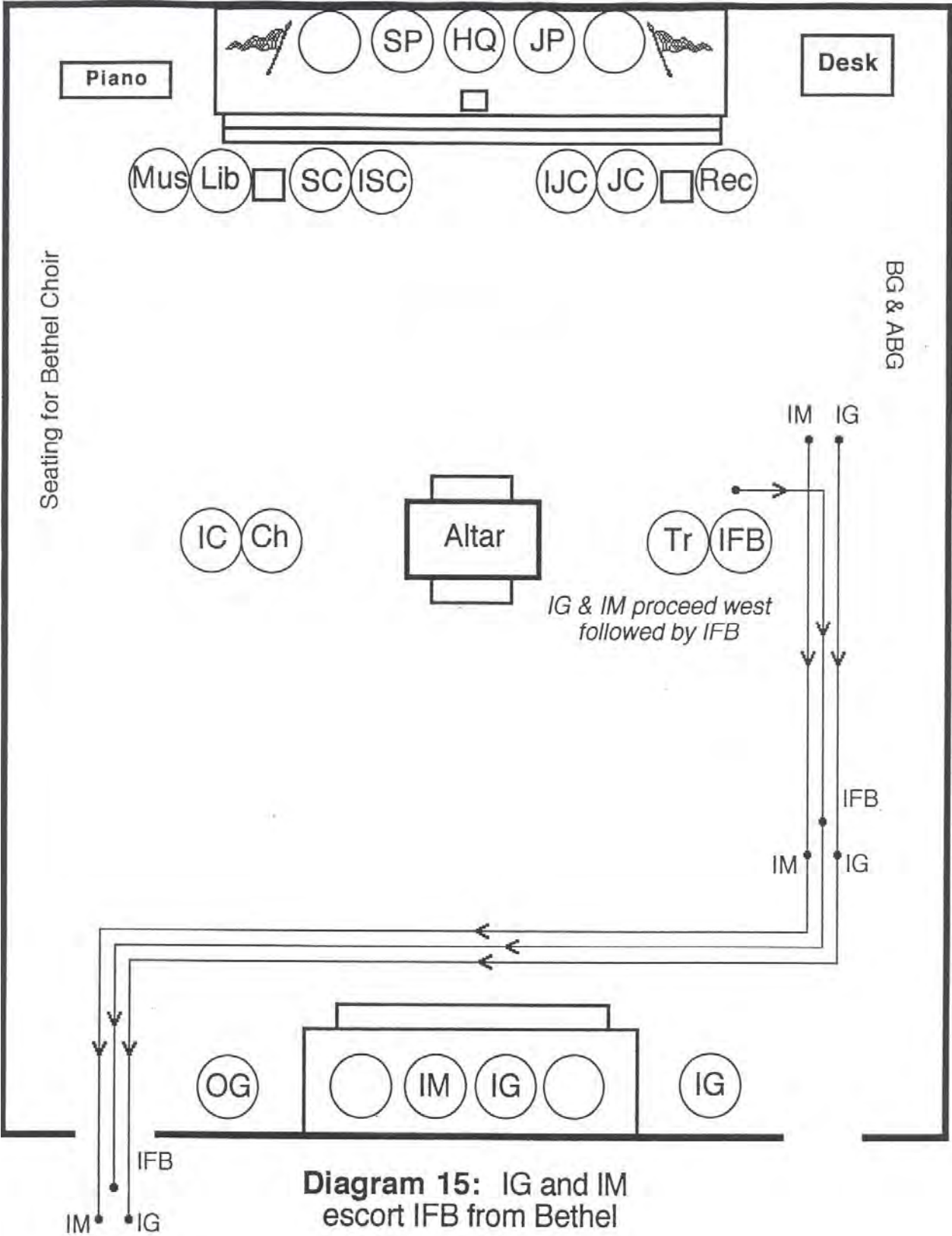
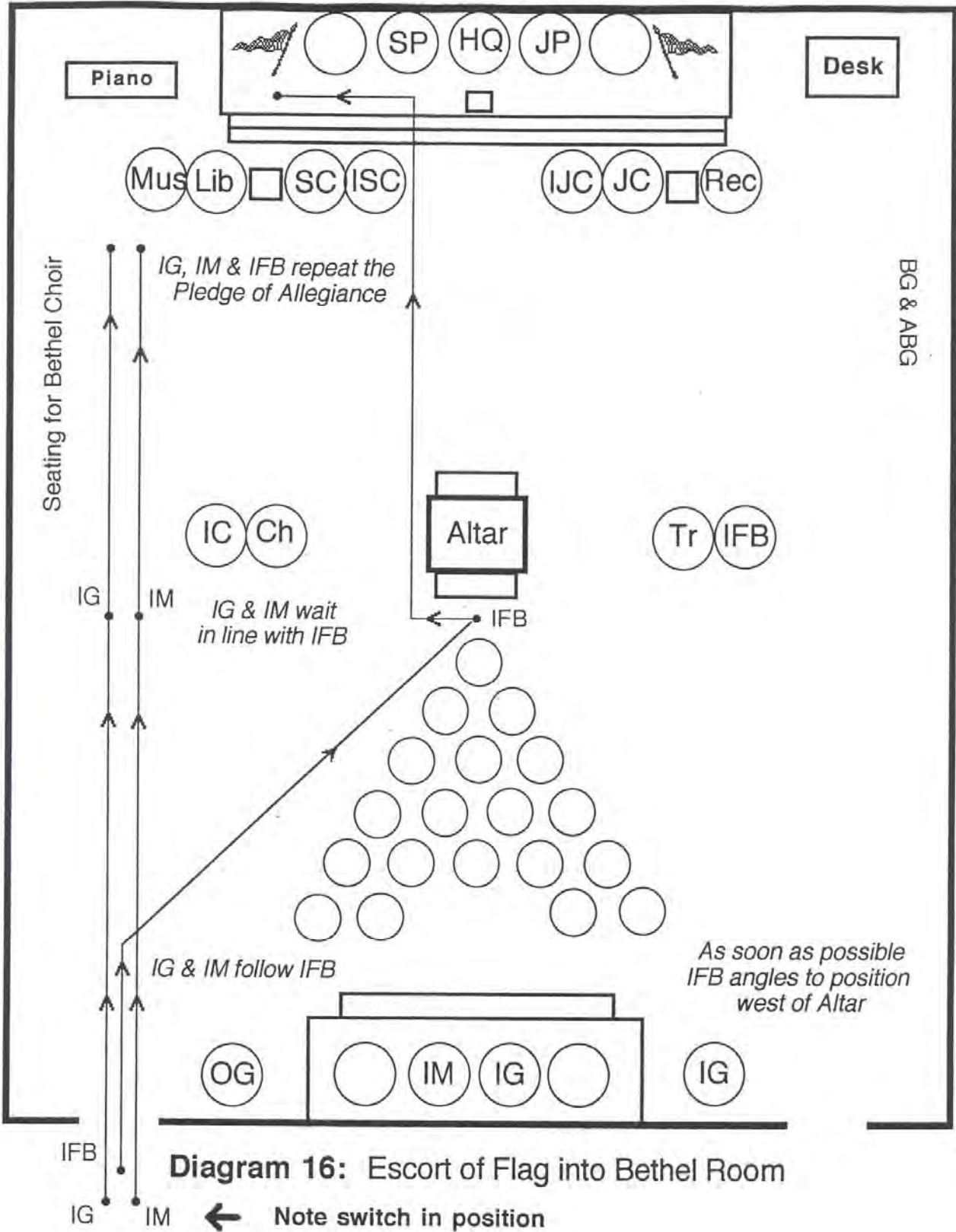


Diagram 14: Installing Guide and Installing Marshal begin escort of National Emblem





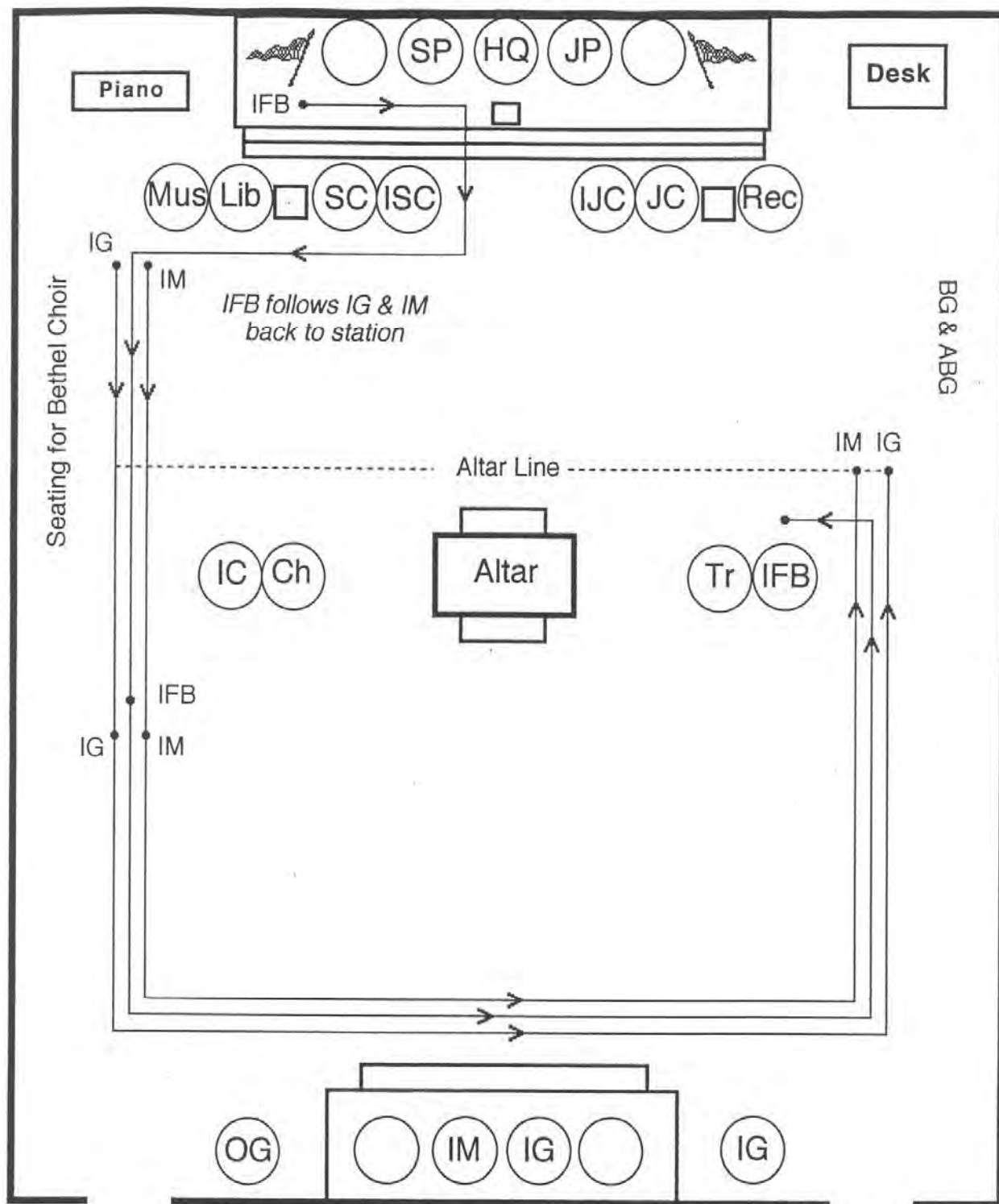


Diagram 17: Installing Guide and Installing Marshal escort Installing Flag Bearer back to station

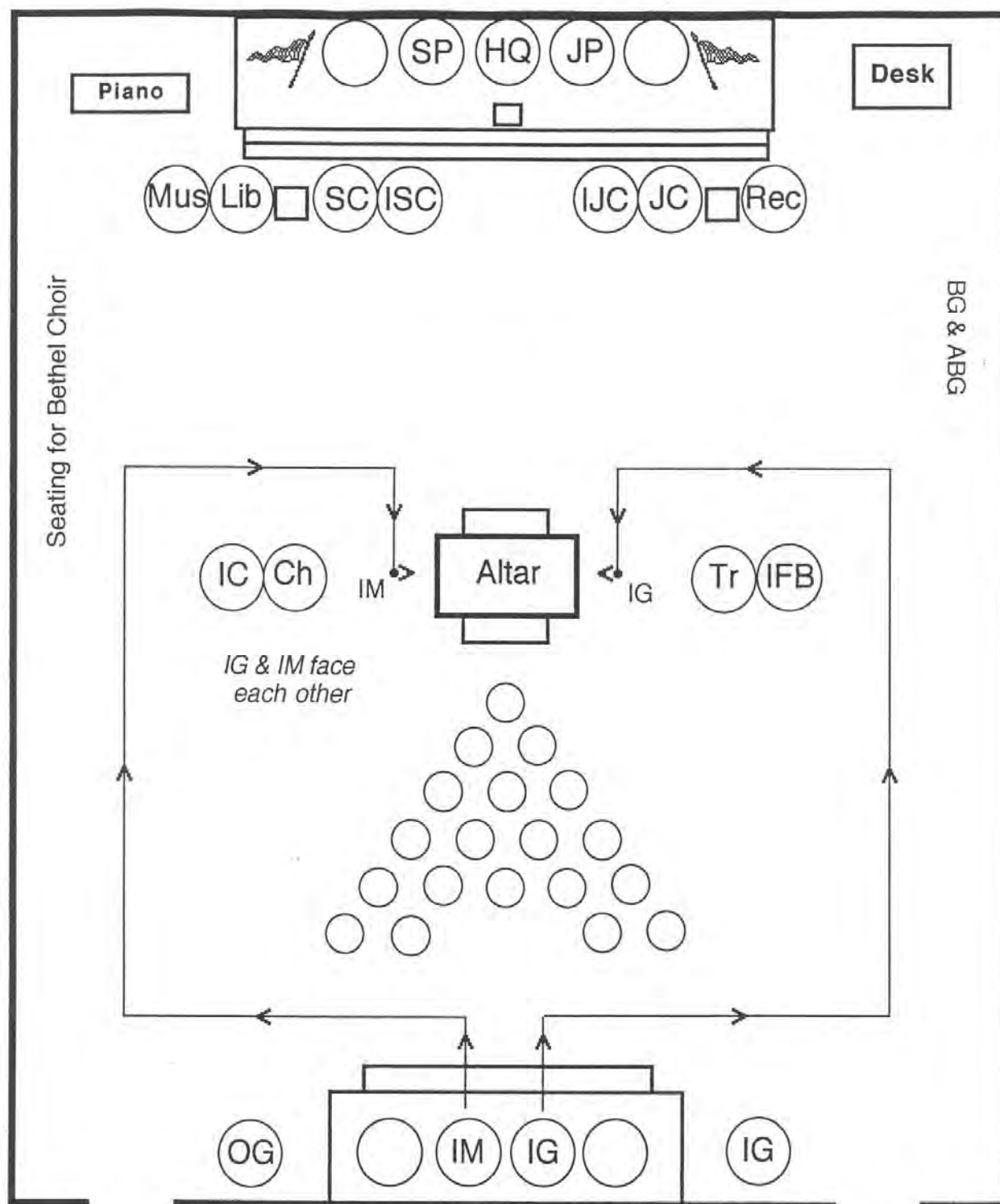


Diagram 18: Installing Guide and Installing Marshal present the Bethel Officers and Choir for the Obligation

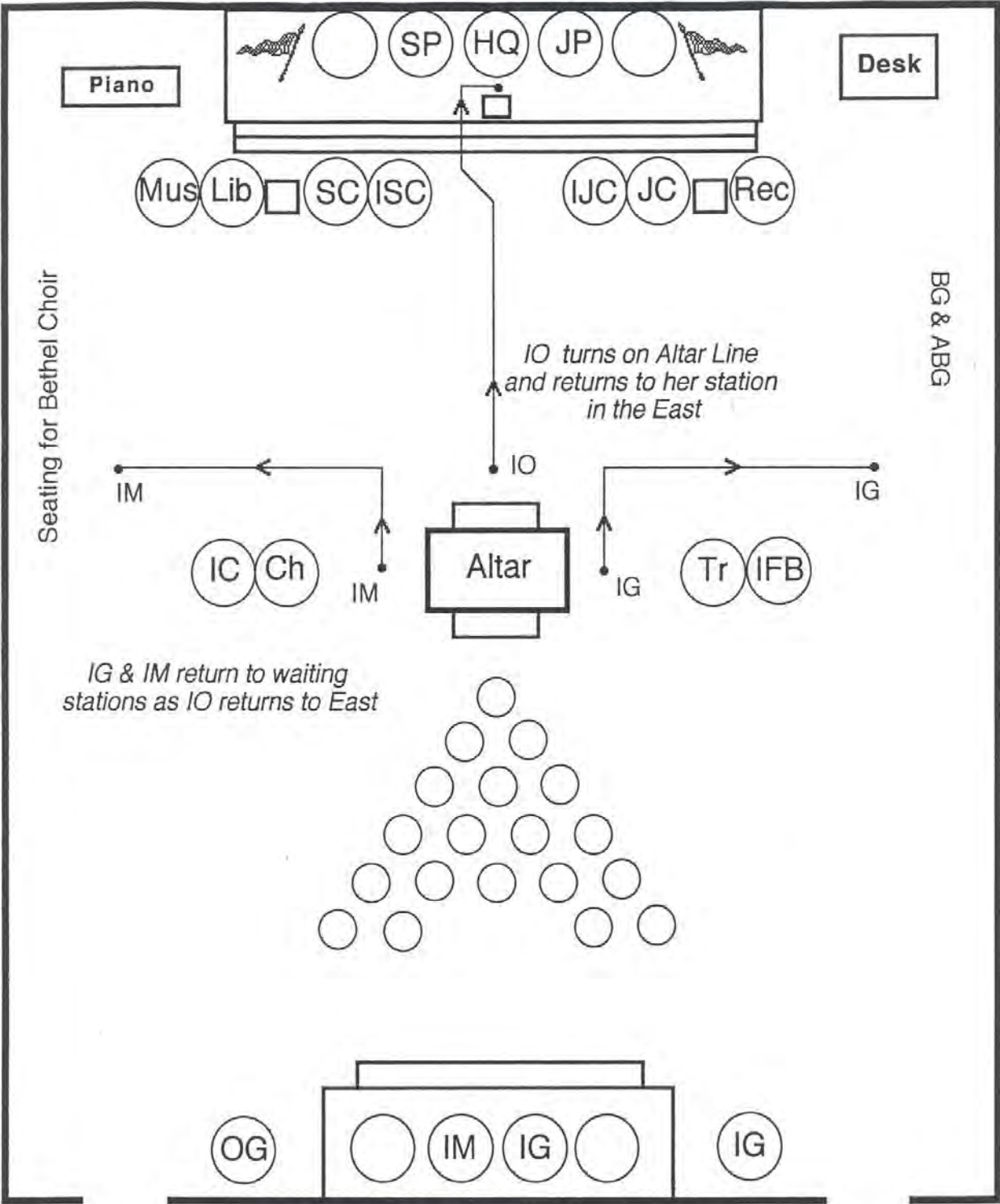


Diagram 19: Installing Officer returns to the East

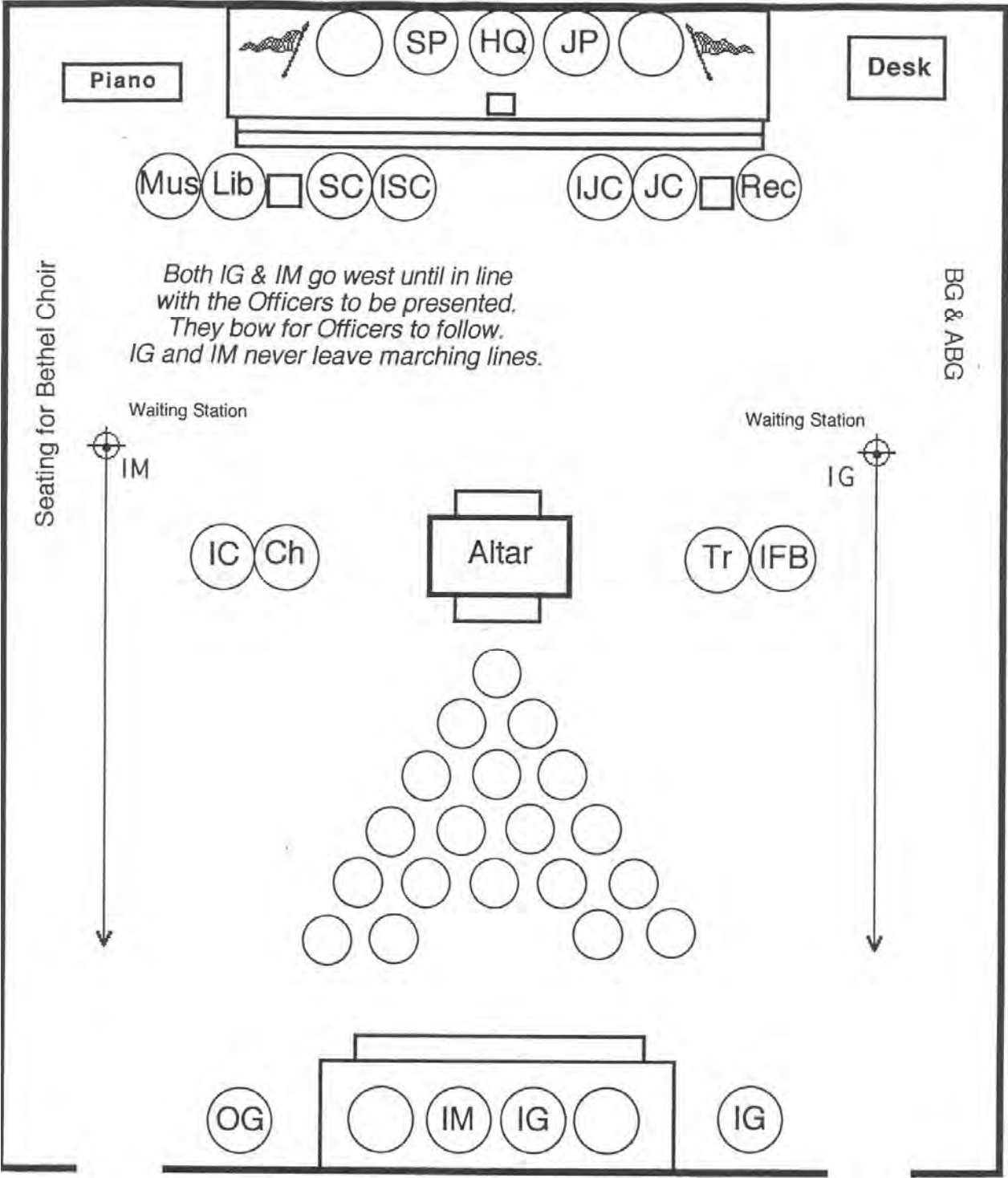


Diagram 20: Installing Guide and Installing Marshal
March west to pick up Officers to be Installed

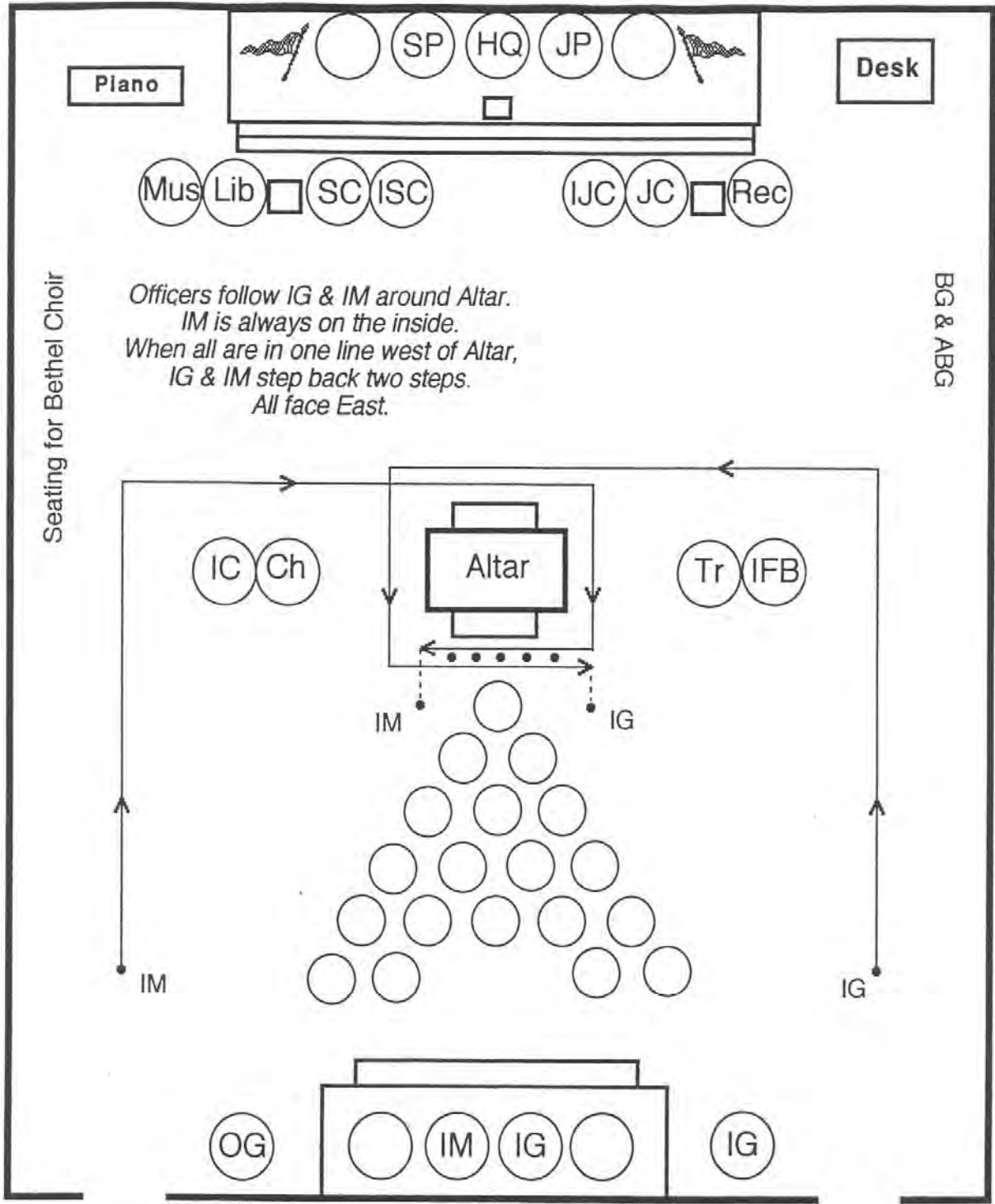


Diagram 21: Installing Guide and Installing Marshal present Officers west of Altar - Option One

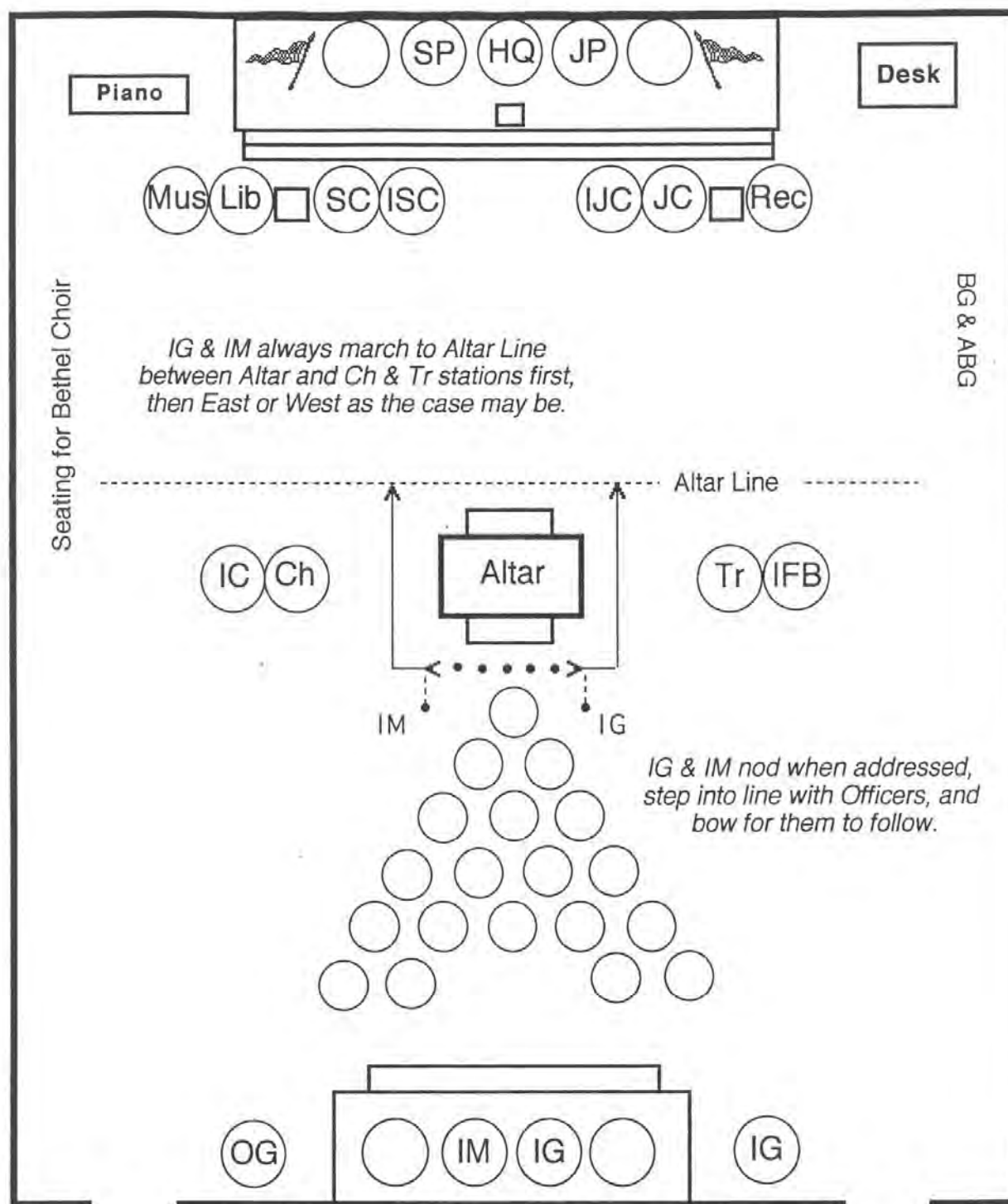


Diagram 22: Installing Guide and Installing Marshal conduct Officers to their stations

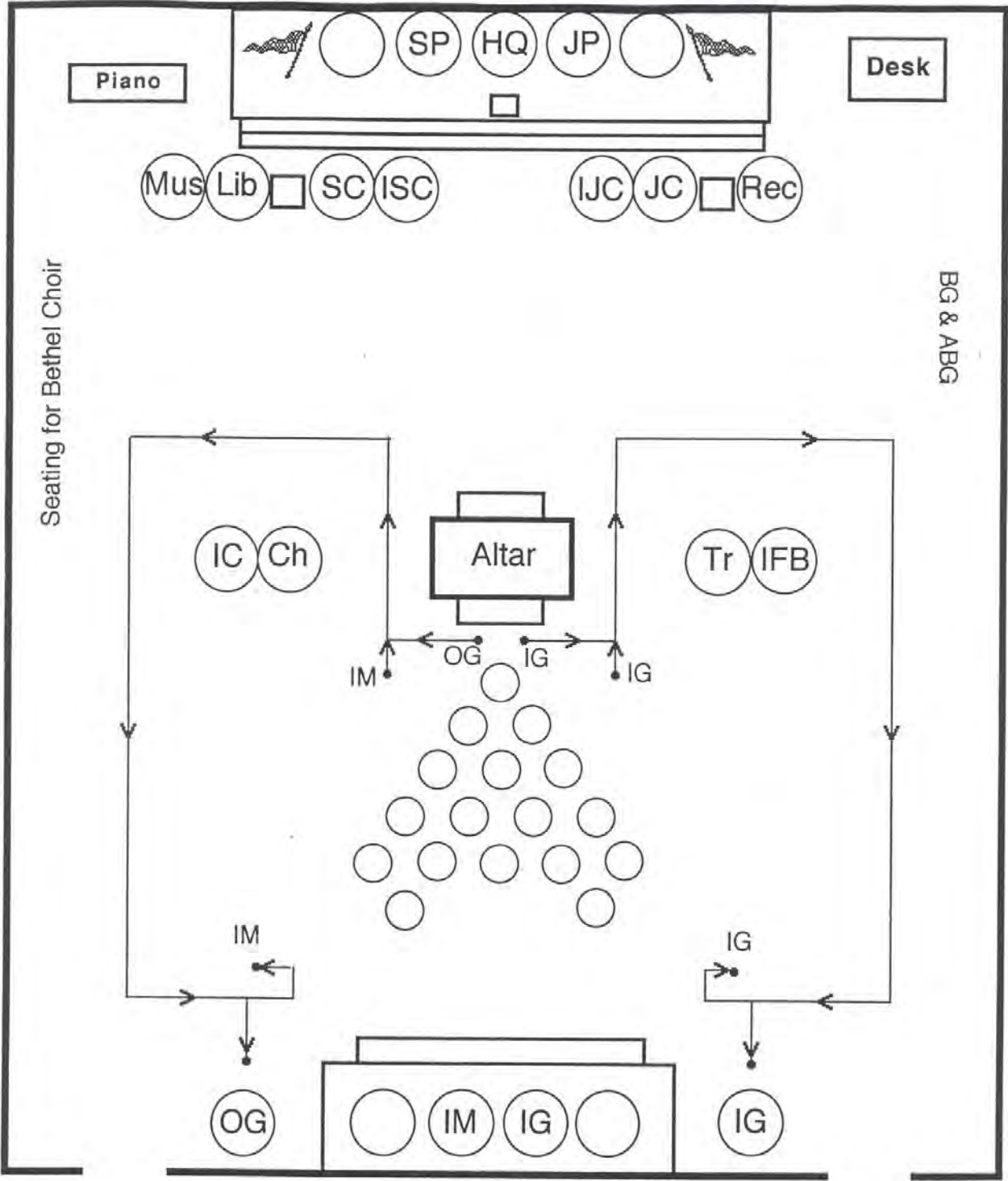


Diagram 23: Installing Guide and Installing Marshal escort Guards to their stations

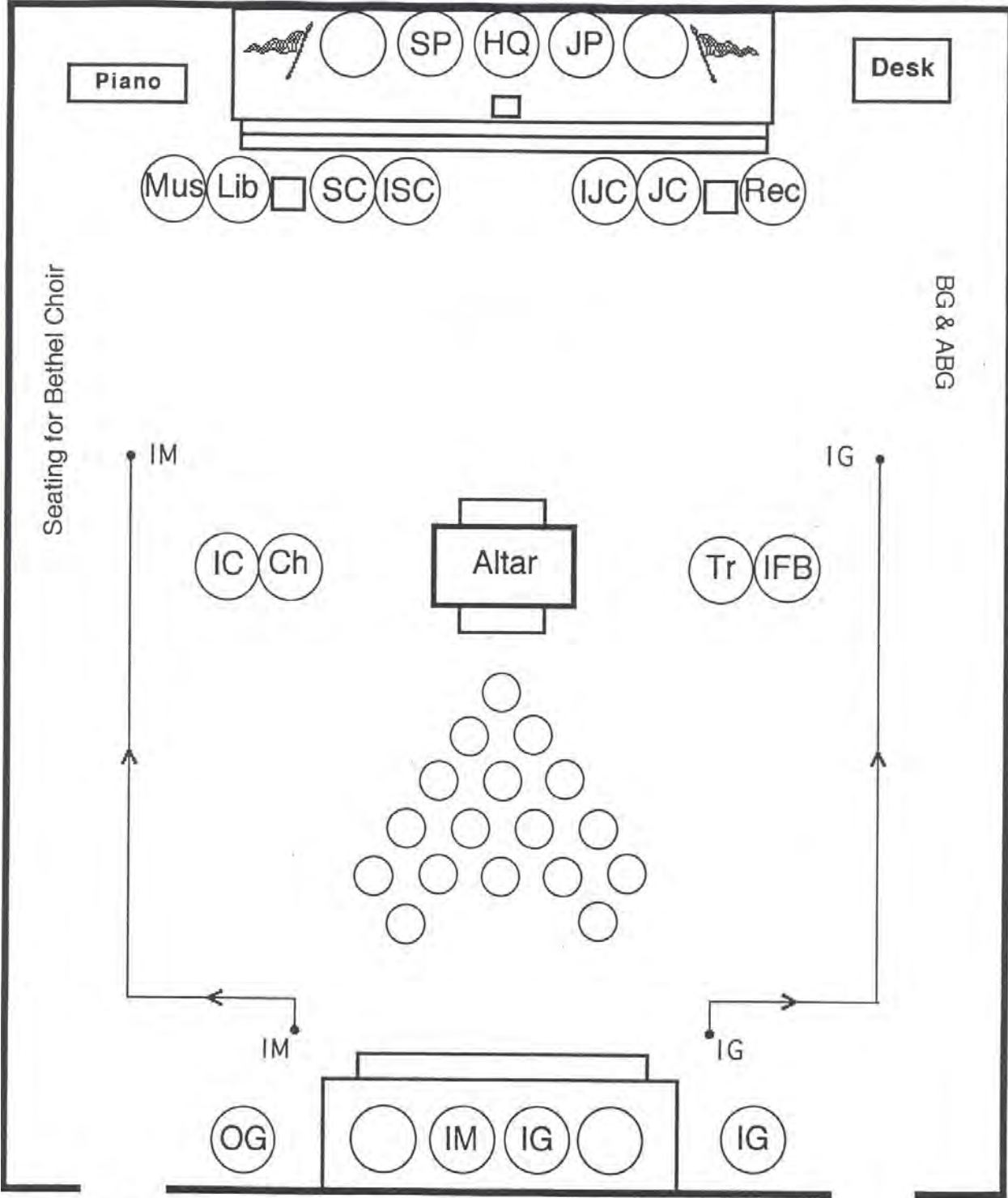


Diagram 24: Installing Guide and Installing Marshal return to their Waiting Stations after escorting IG & OG to their stations

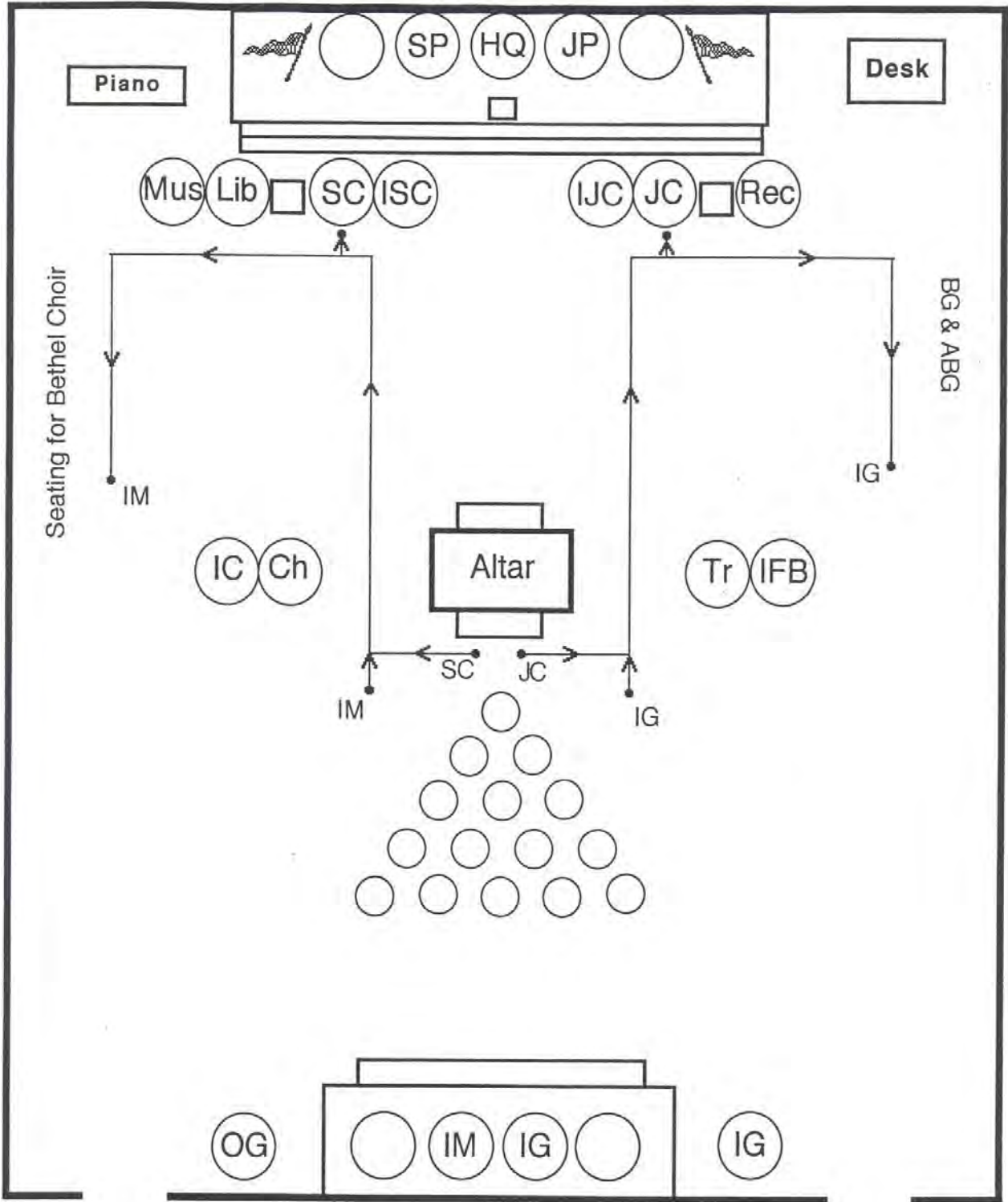


Diagram 25: Installing Guide and Installing Marshal escort Custodians to their stations

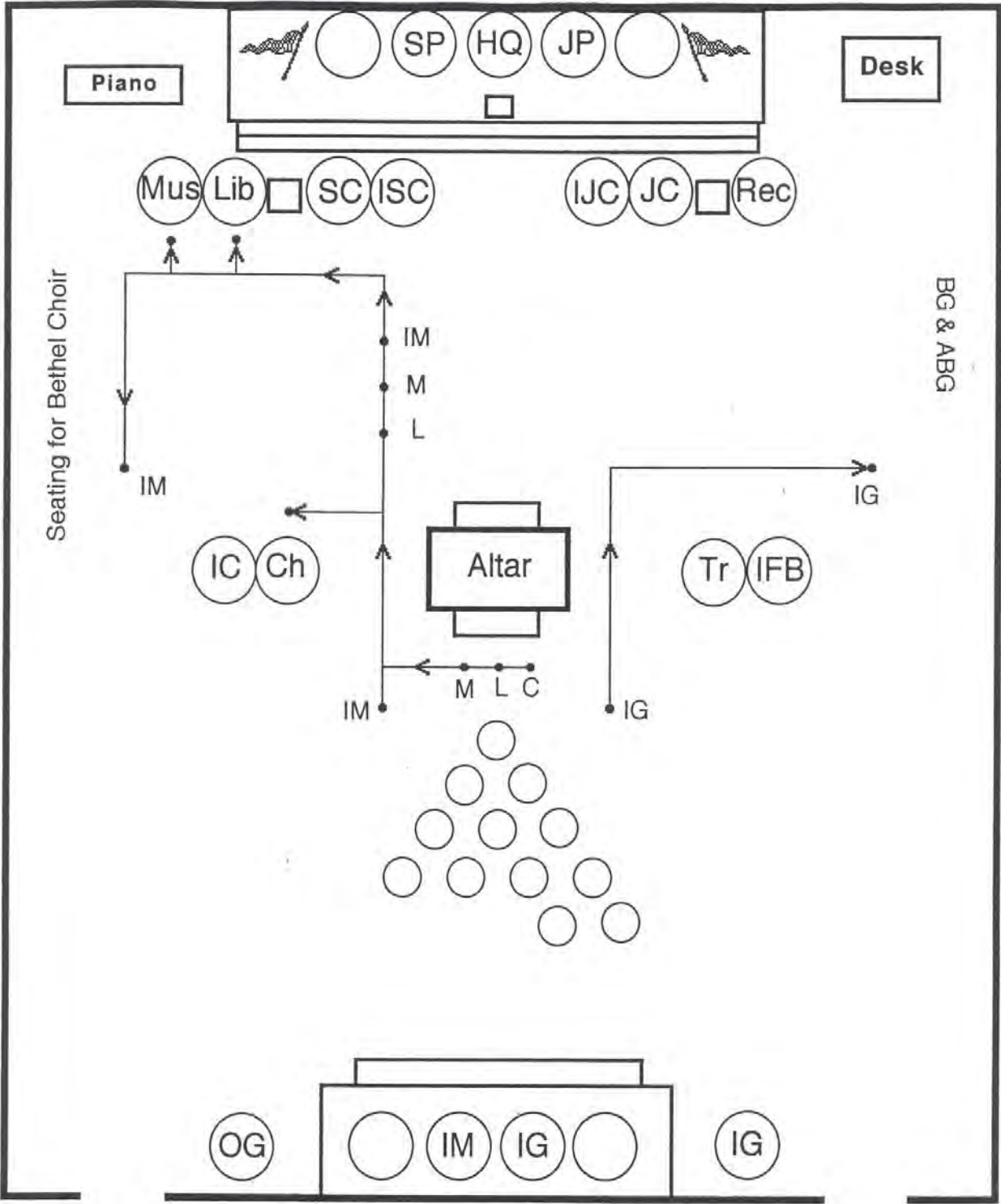


Diagram 26: Installing Marshal escorts Musician, Librarian and Chaplain to their stations

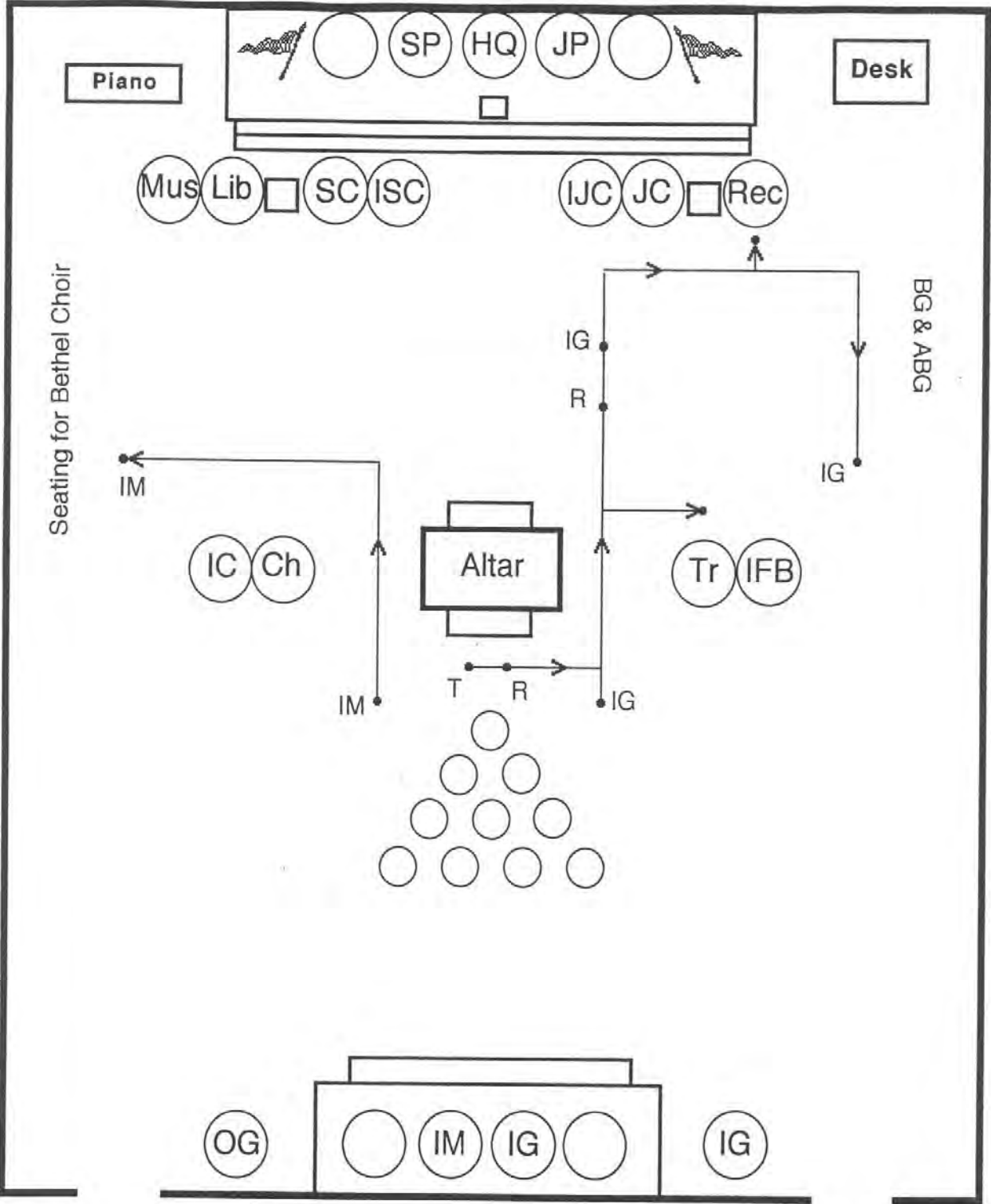


Diagram 27: Installing Guide escorts Recorder and Treasurer to their stations

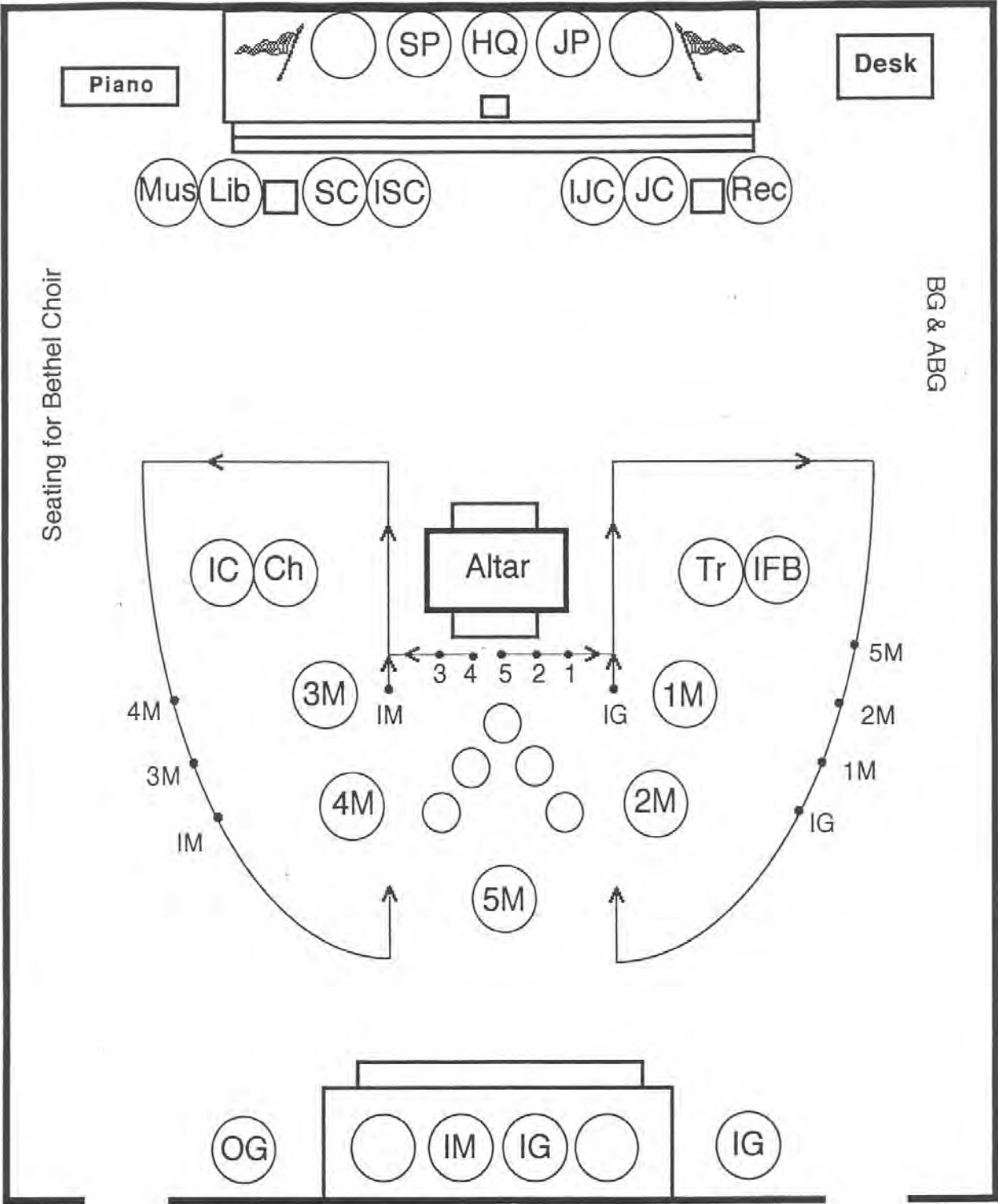


Diagram 28: Installing Guide and Installing Marshal escort Messengers to their stations

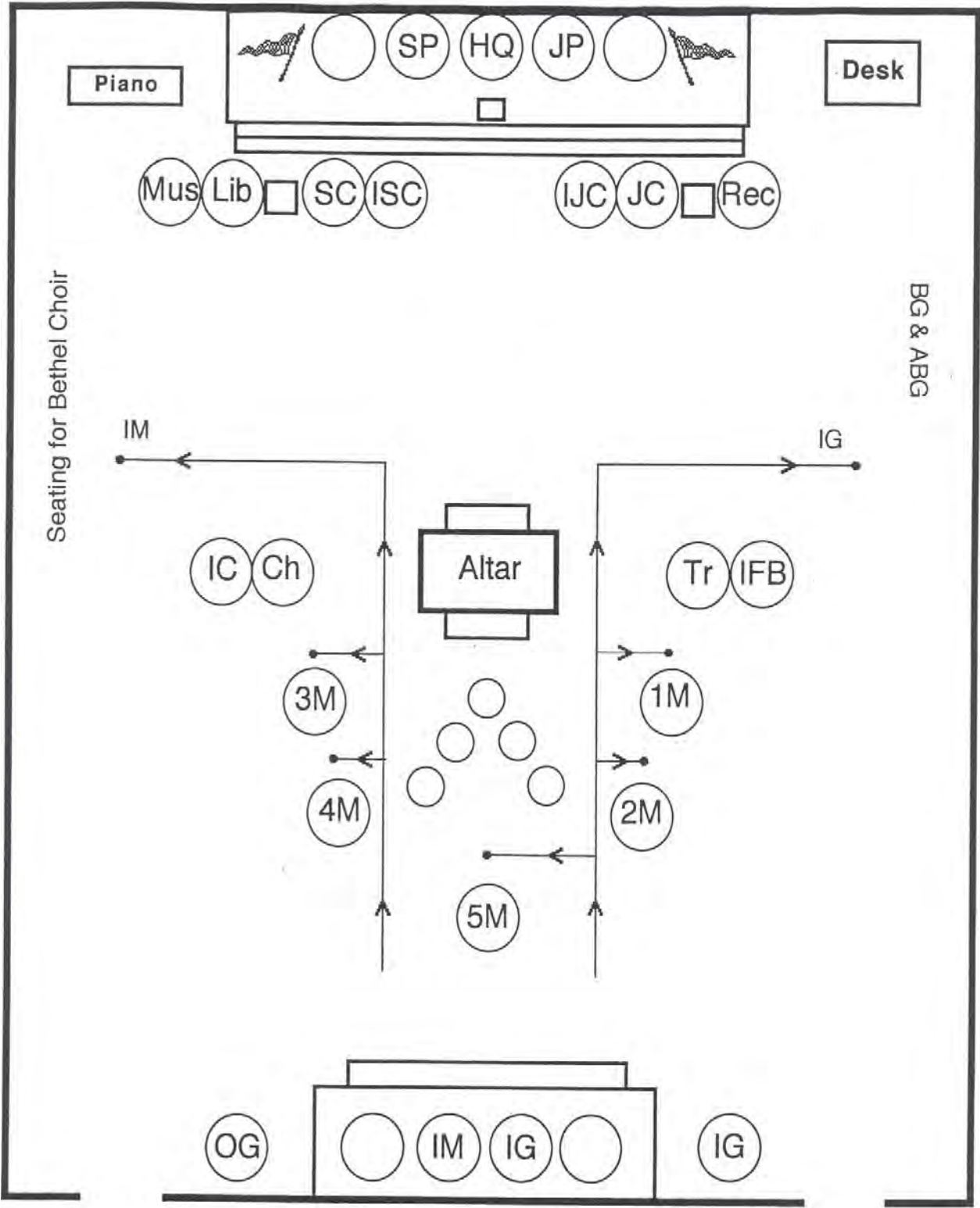


Diagram 29: Installing Guide and Installing Marshal
continue escorting Messengers to their stations

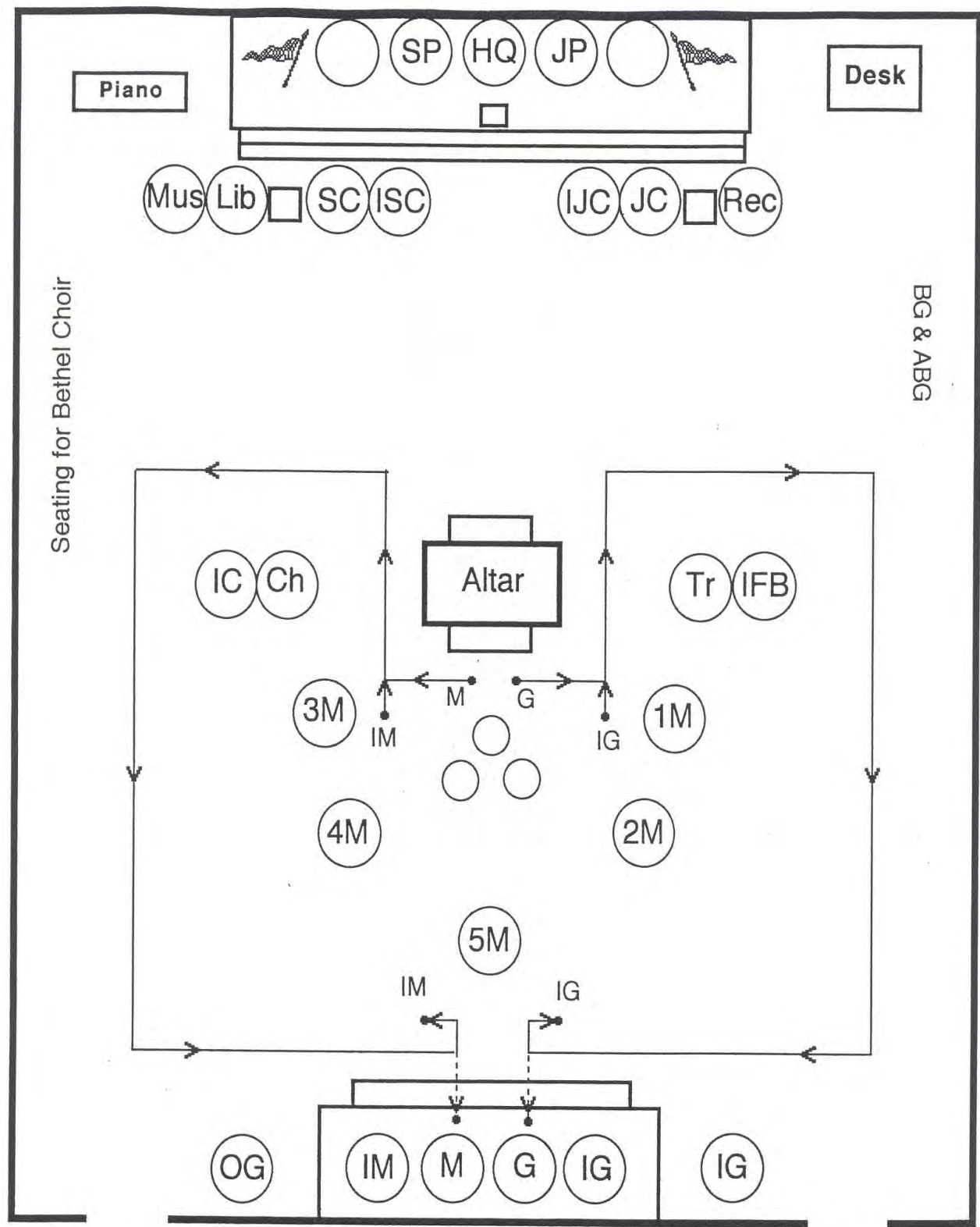


Diagram 30: Installing Guide and Installing Marshal
escort Guide and Marshal to their stations

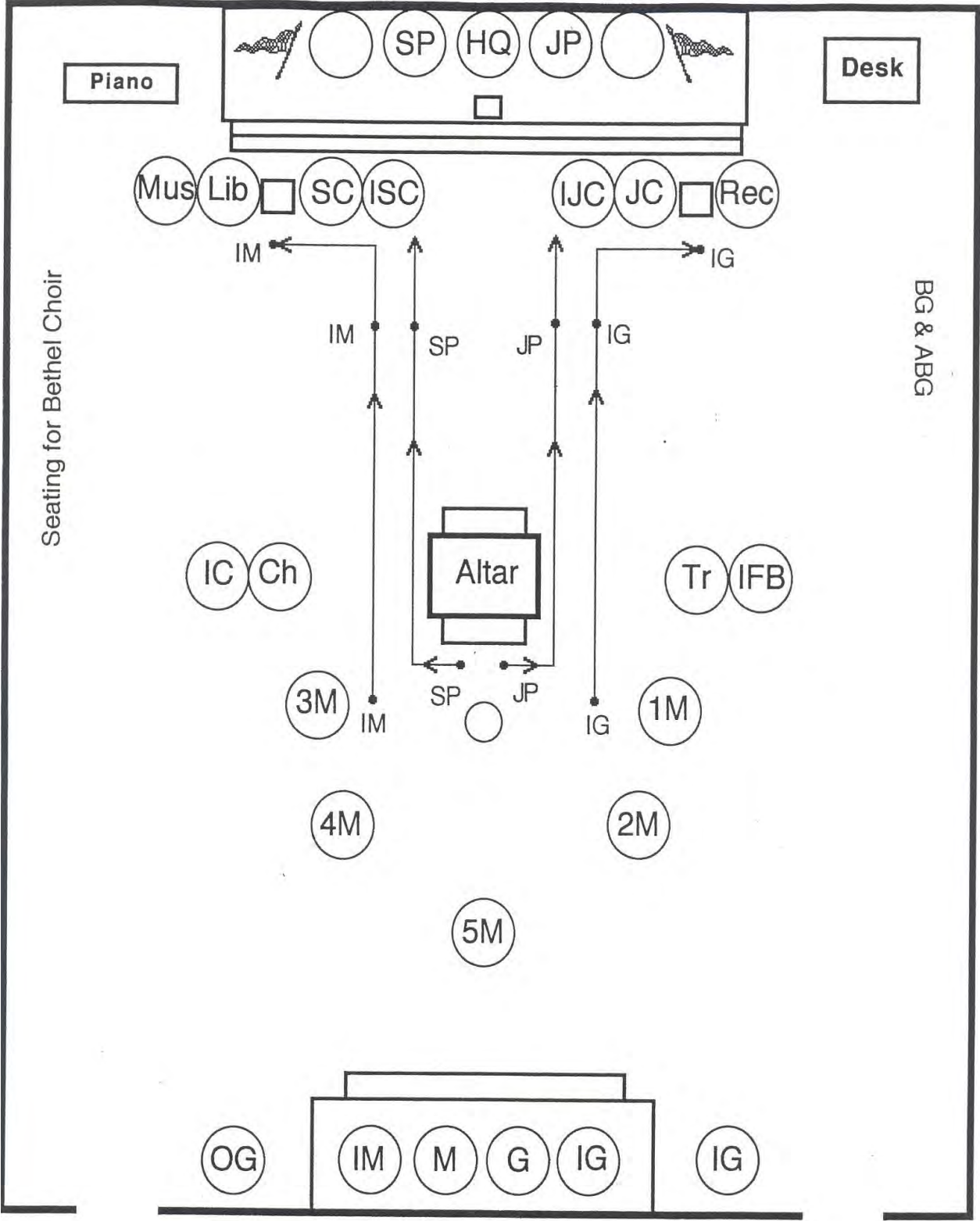


Diagram 31: Installing Guide and Installing Marshal escort Princesses to the East

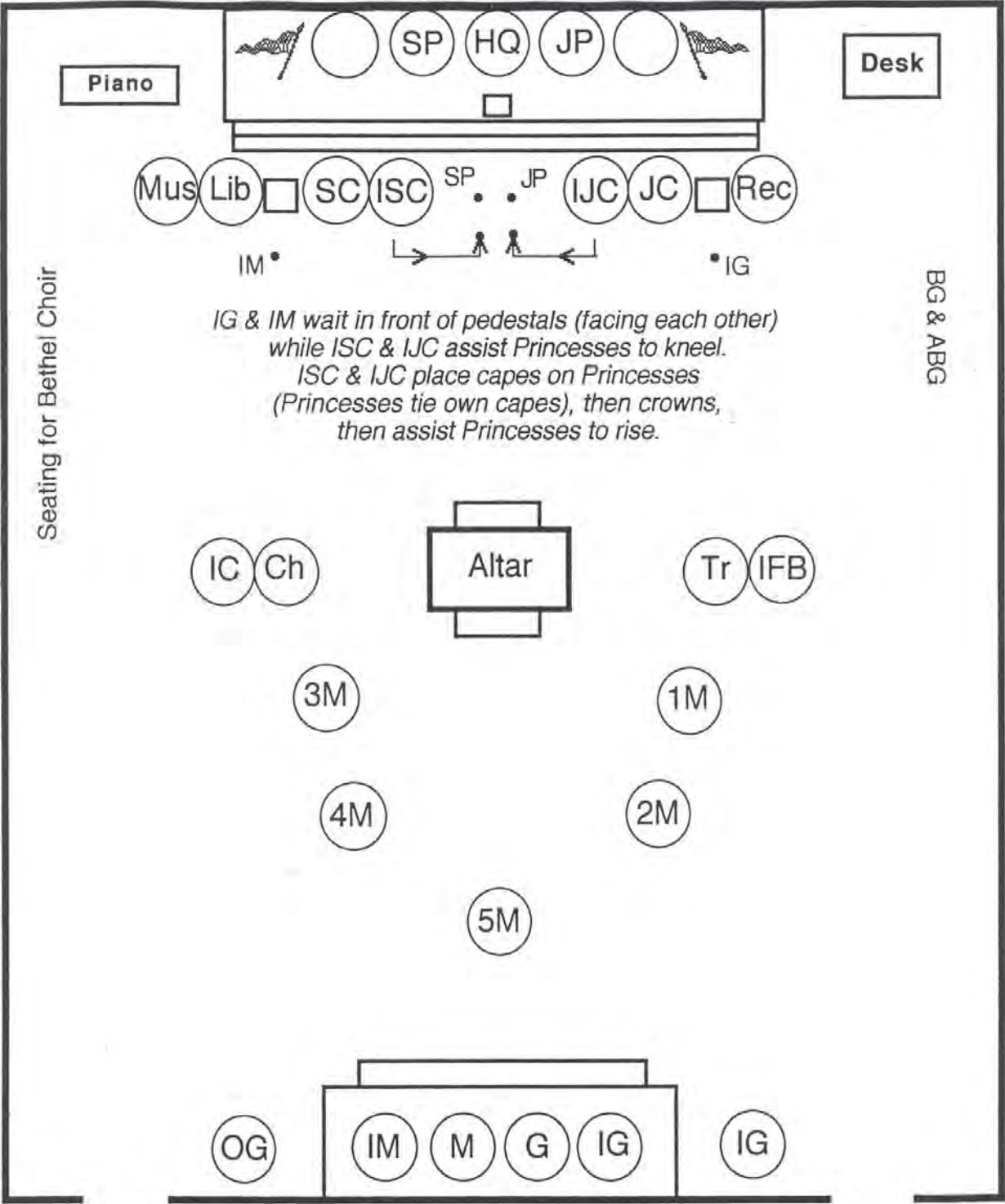


Diagram 32: Princesses are invested with the honors of their stations

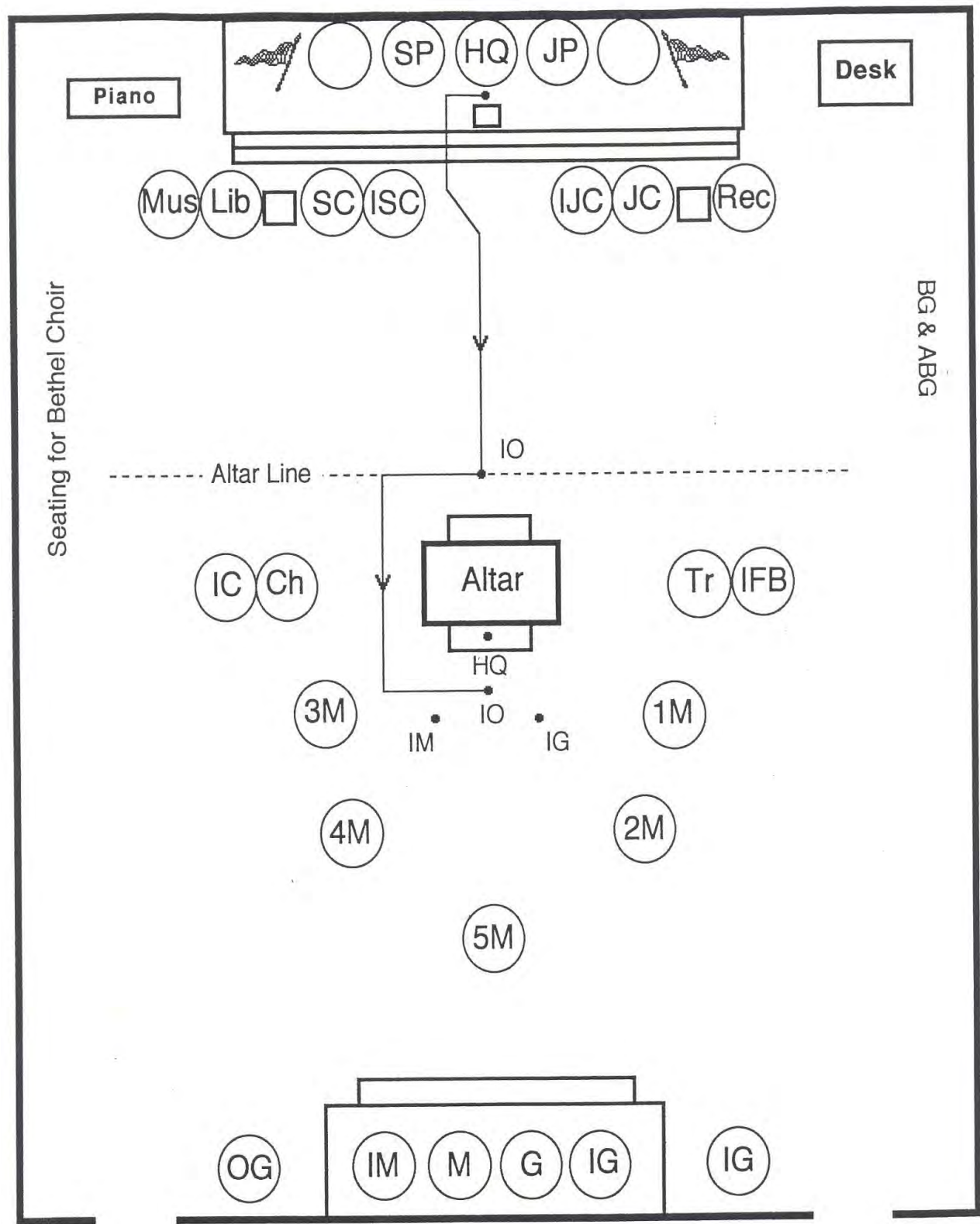


Diagram 33: Installing Officer takes position to invest Honored Queen with cape and crown

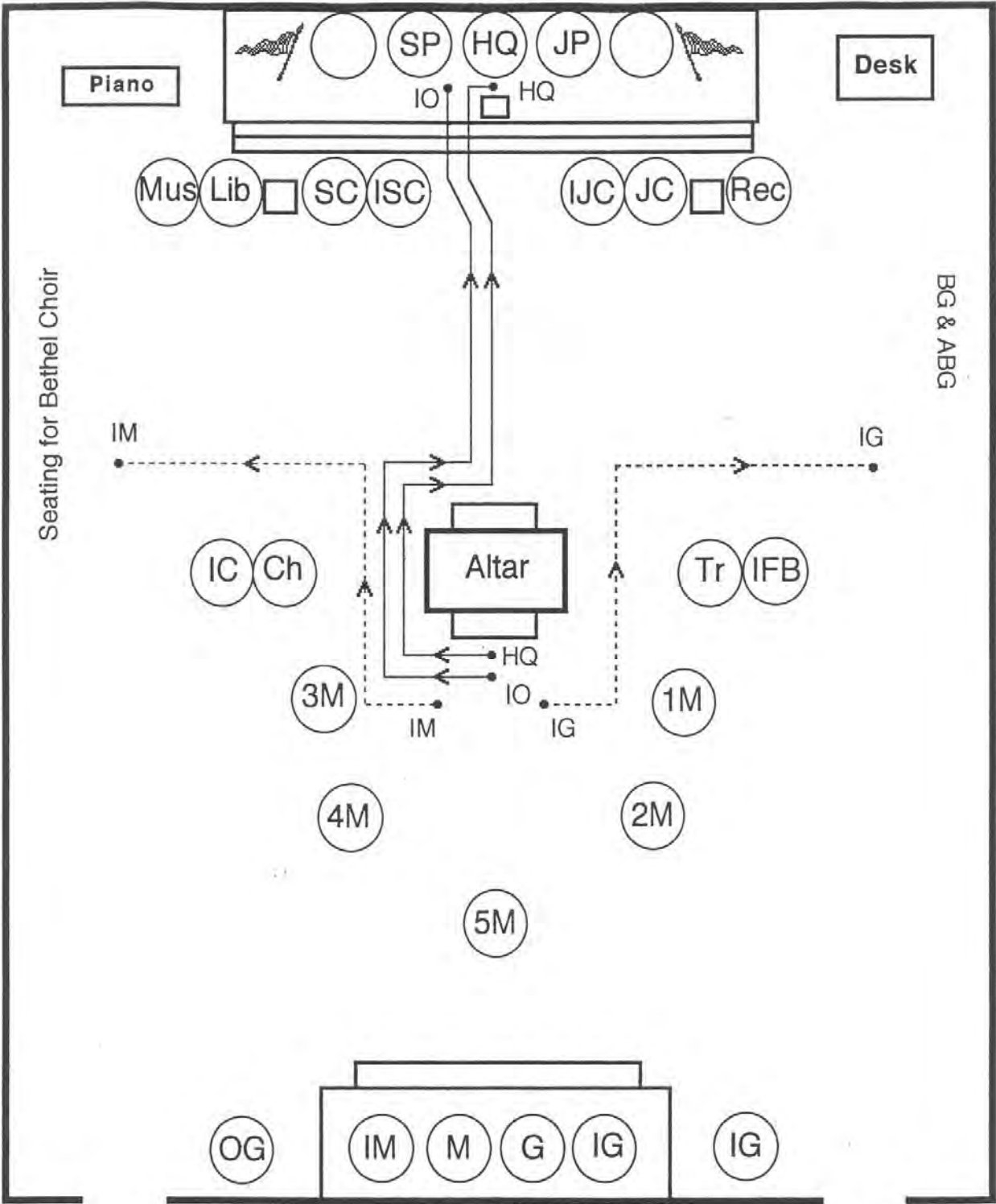


Diagram 34: Honored Queen
is escorted to the East

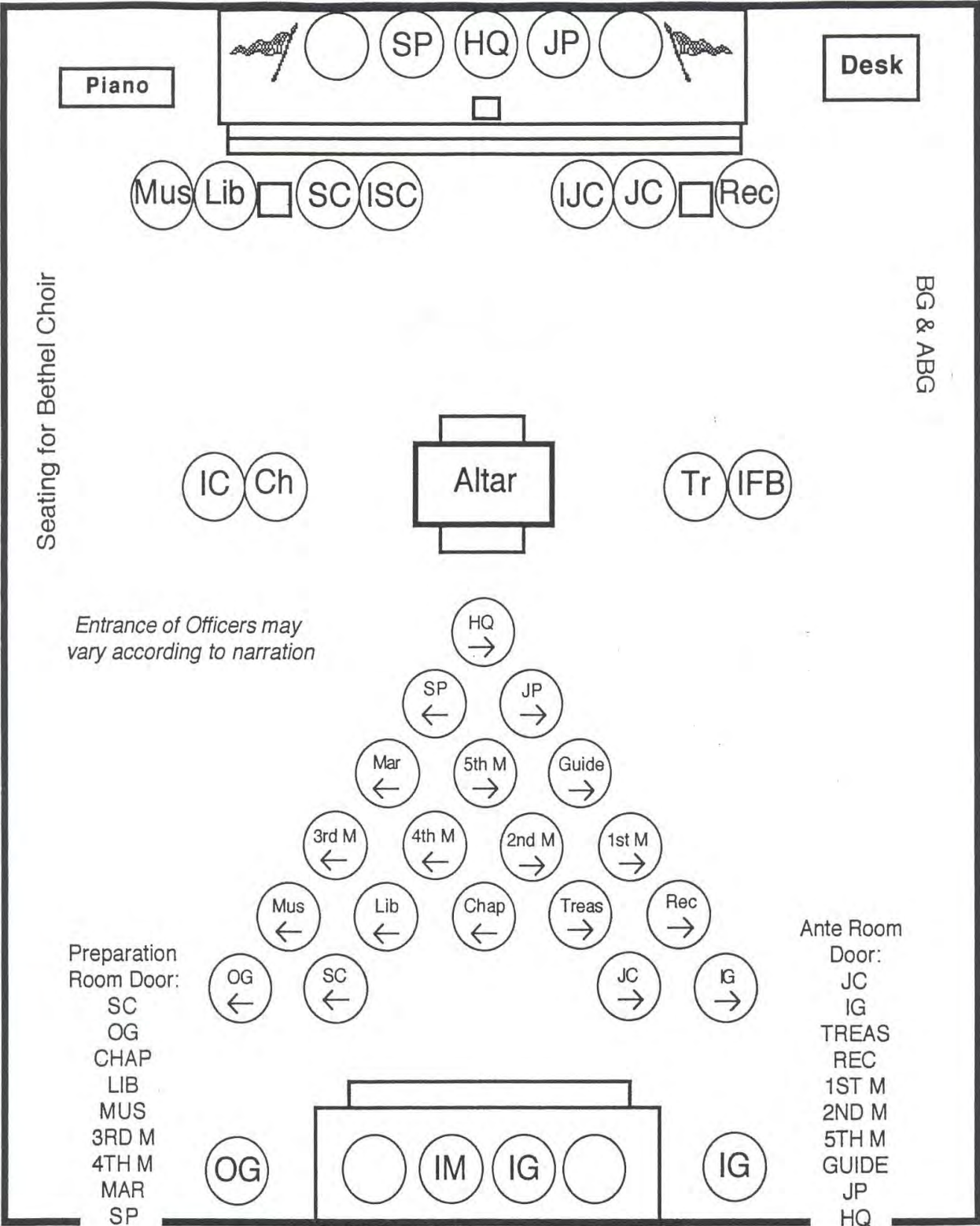


Diagram 35: Suggested Seating Arrangement—Solid Triangle

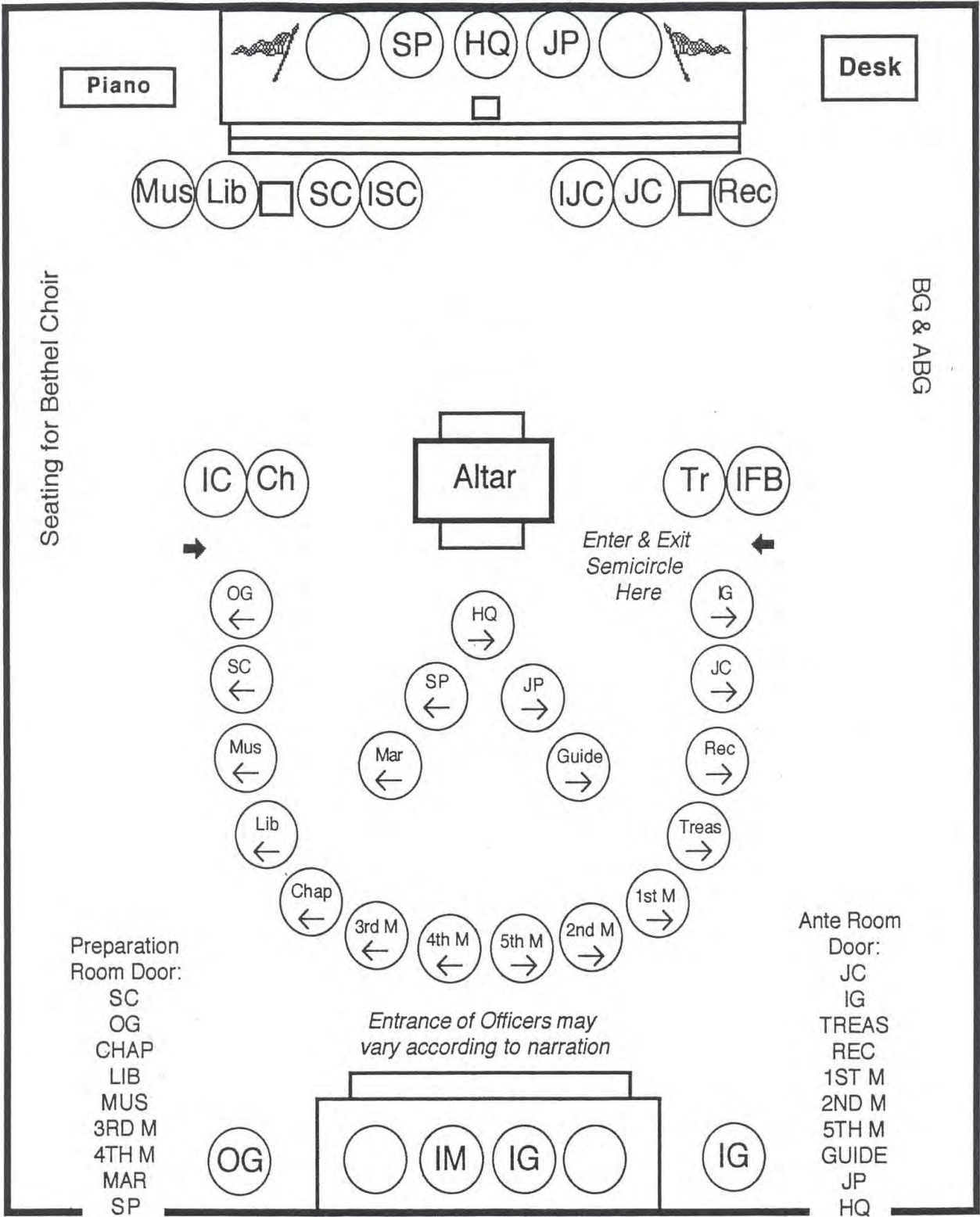


Diagram 36: Suggested Seating Arrangement—Semicircle with Triangle

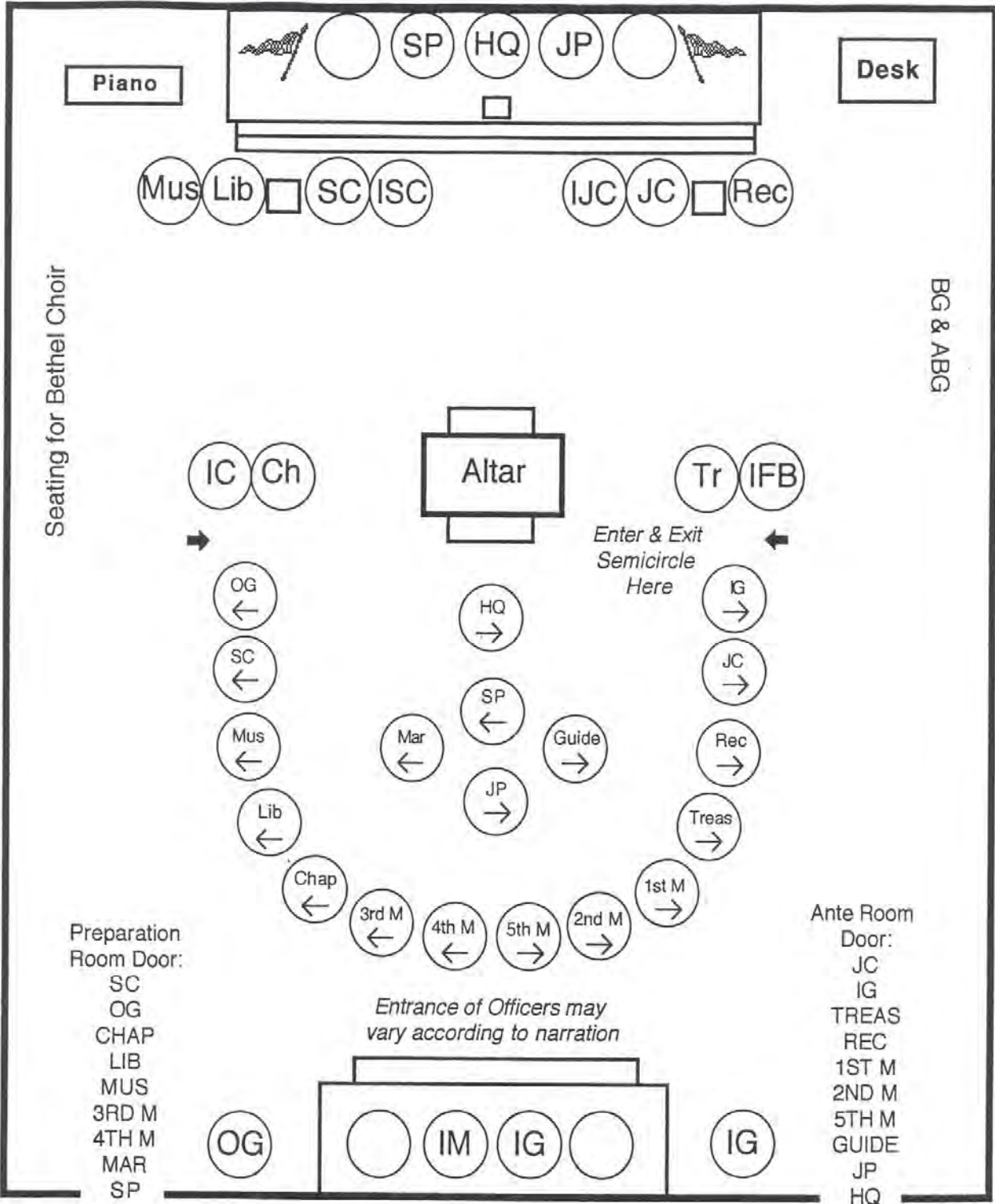


Diagram 37: Suggested Seating Arrangement—Semicircle with Cross

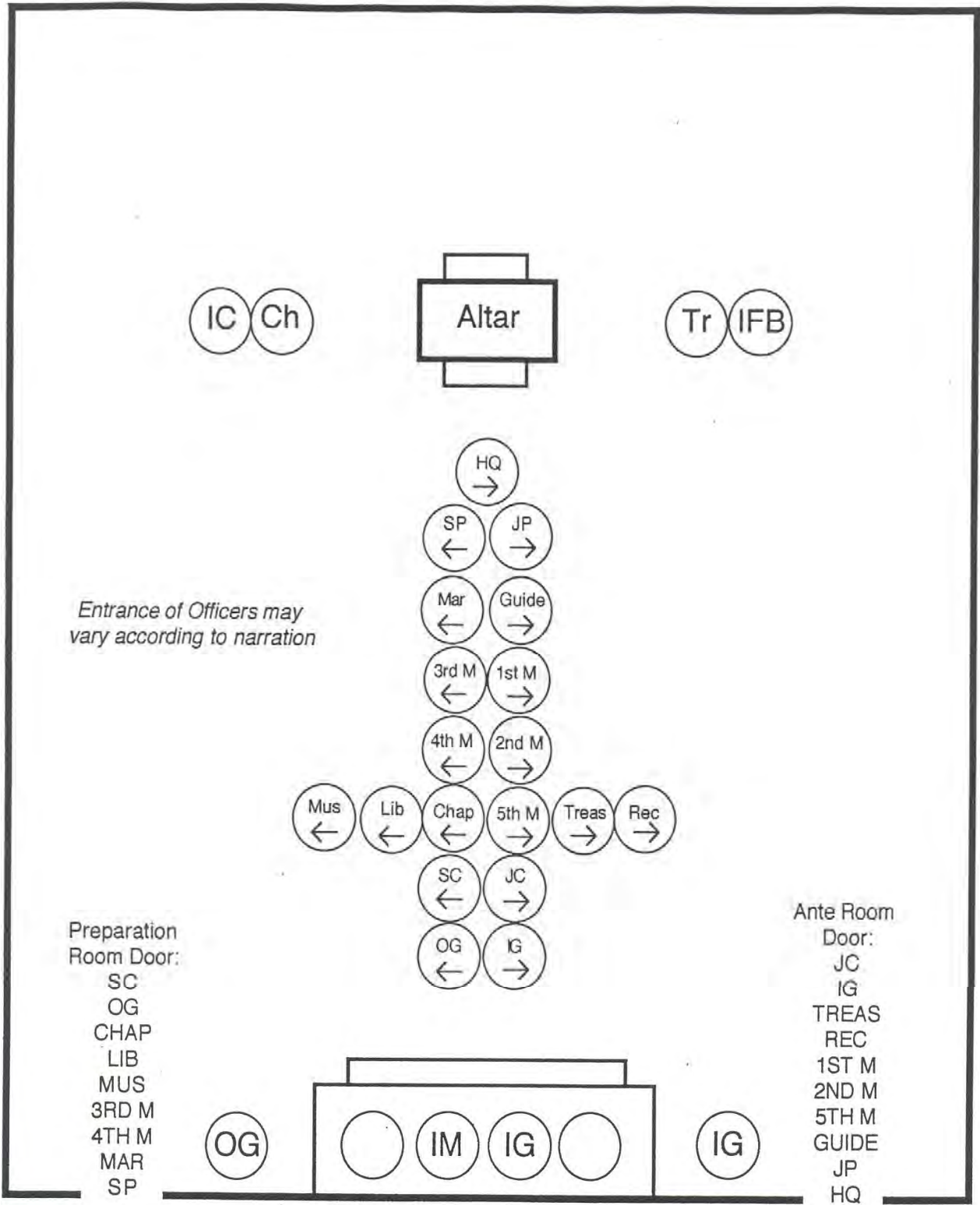


Diagram 38: Suggested Seating Arrangement—Double Cross

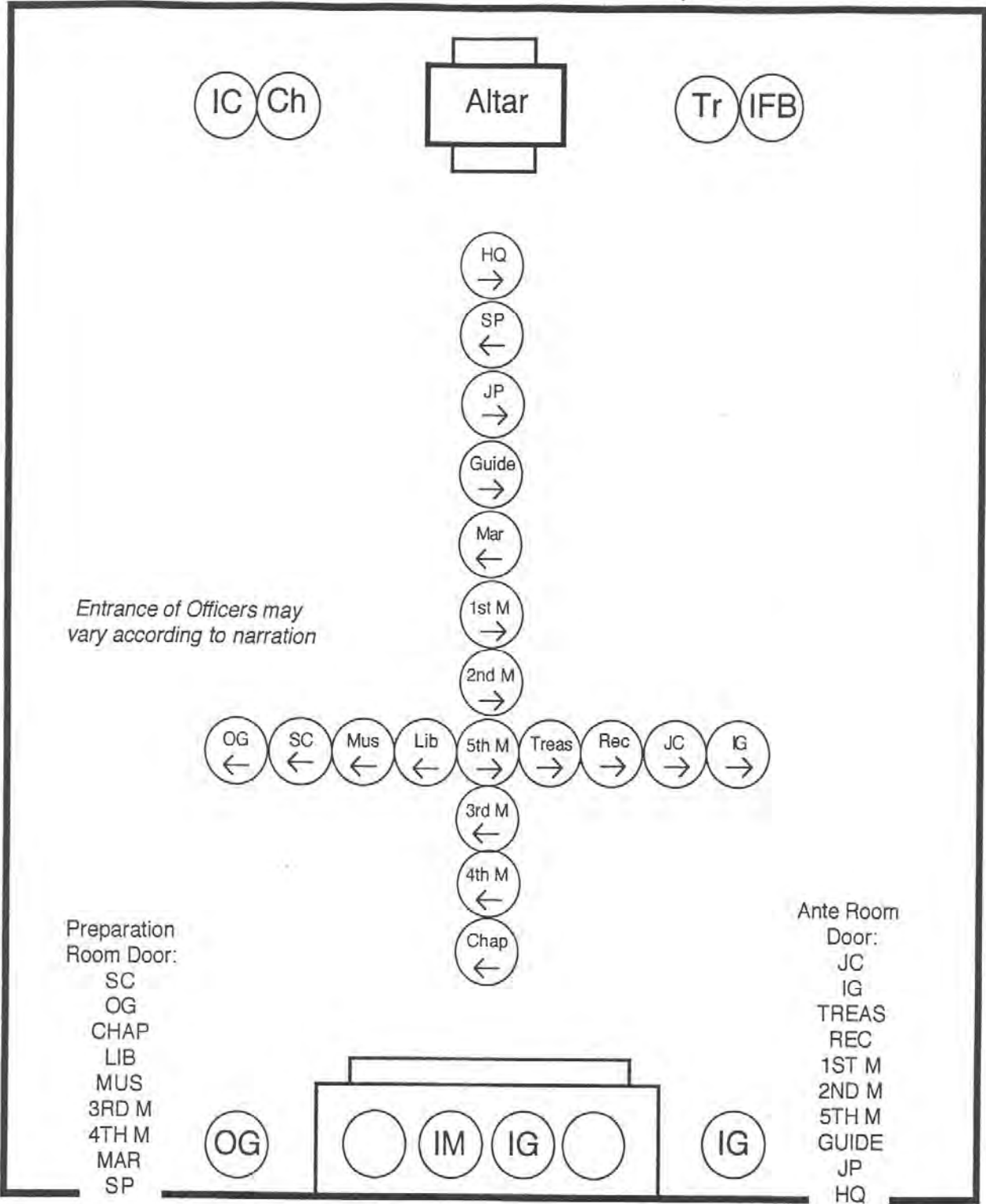


Diagram 39: Suggested Seating Arrangement—Single Cross

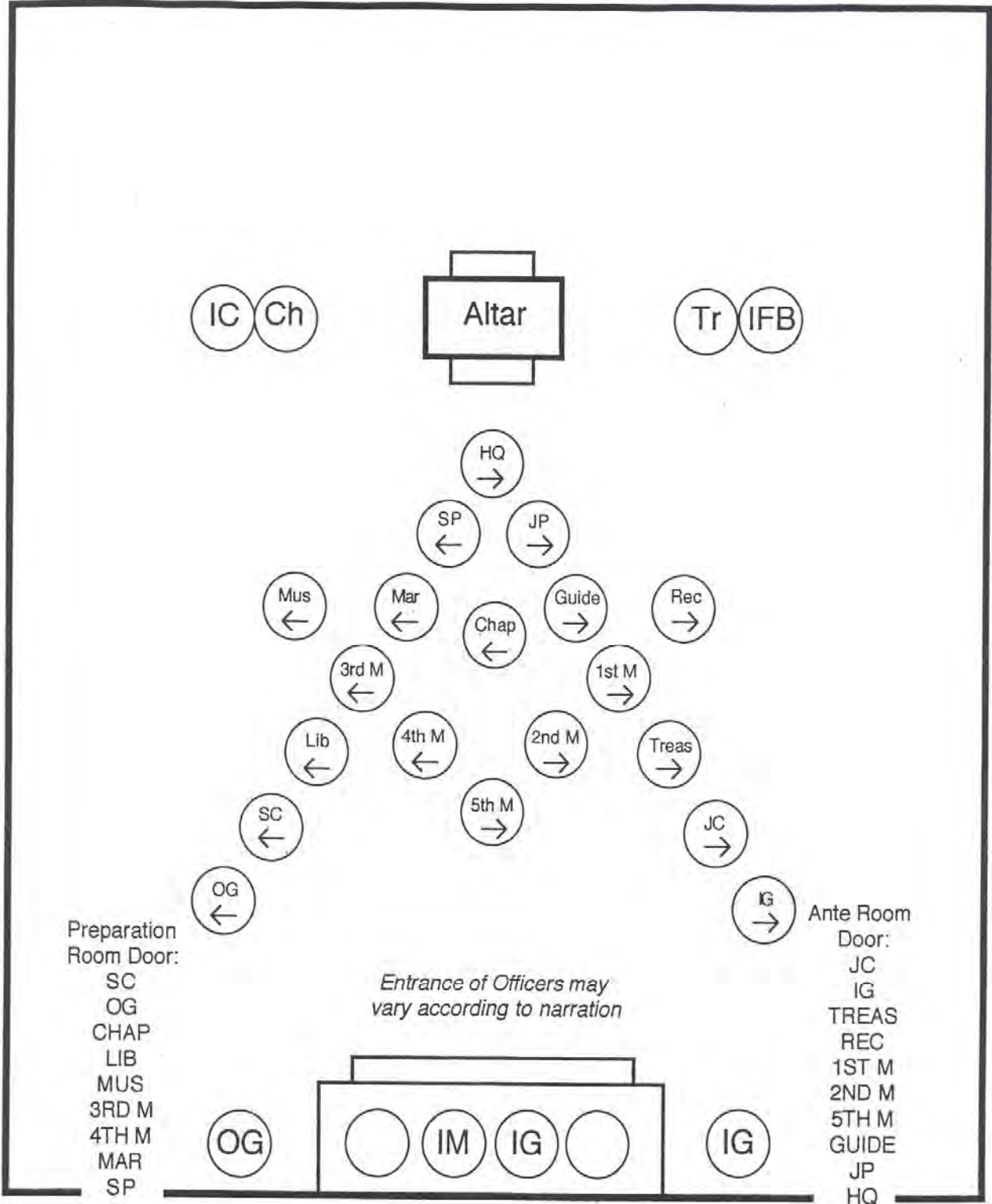


Diagram 40: Suggested Seating Arrangement—Square and Compass

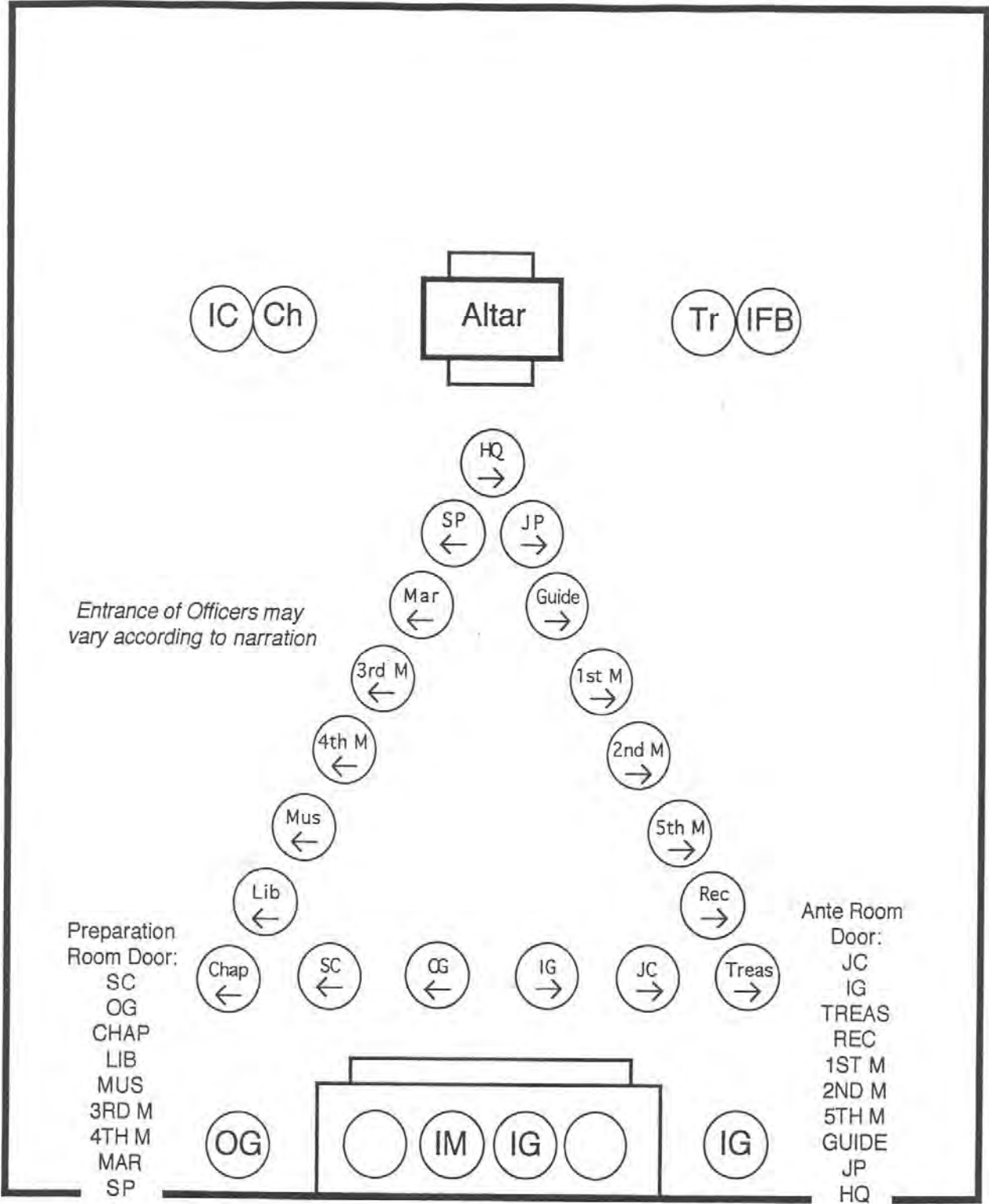
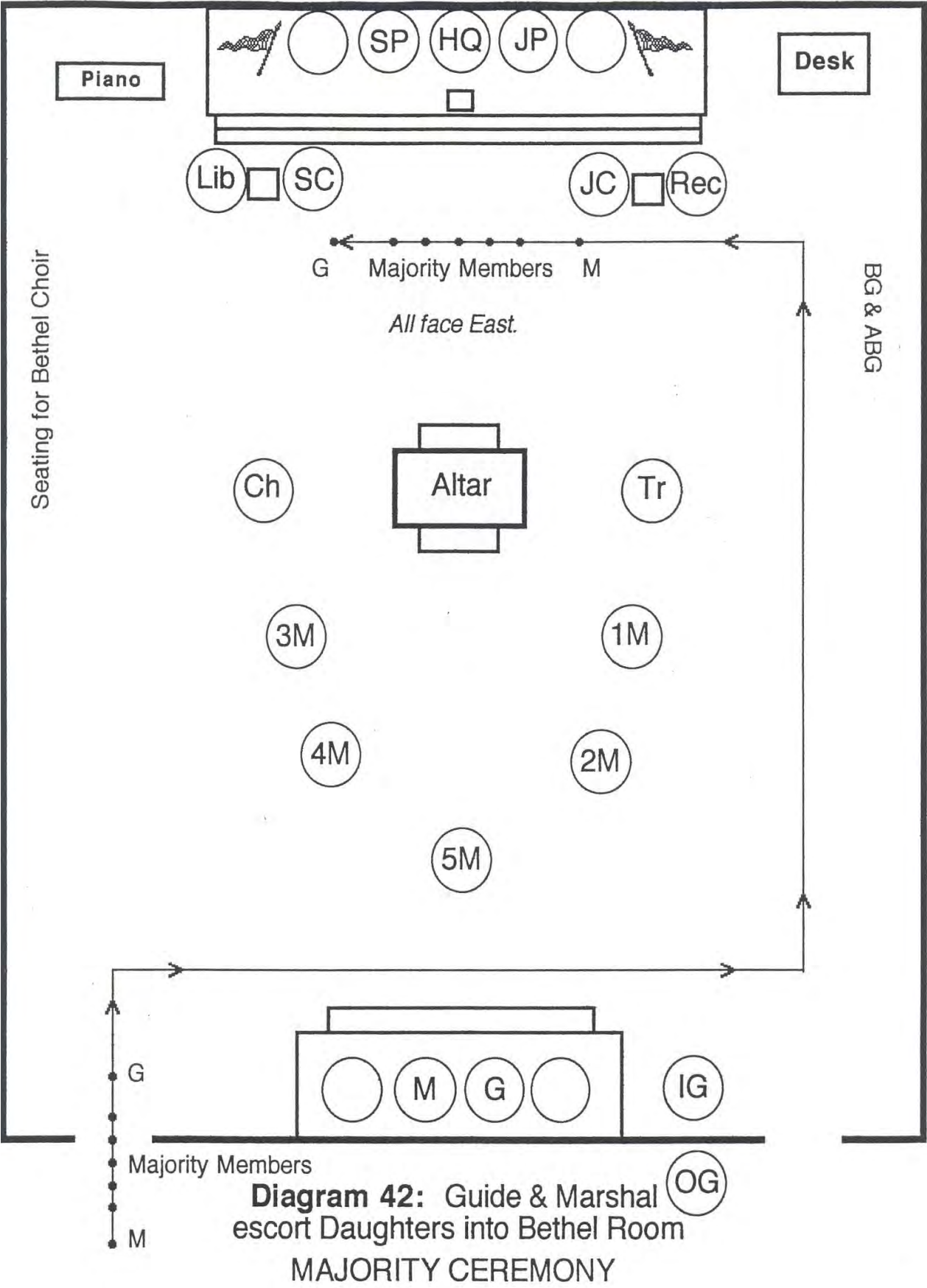


Diagram 41: Suggested Seating Arrangement—Hollow Triangle



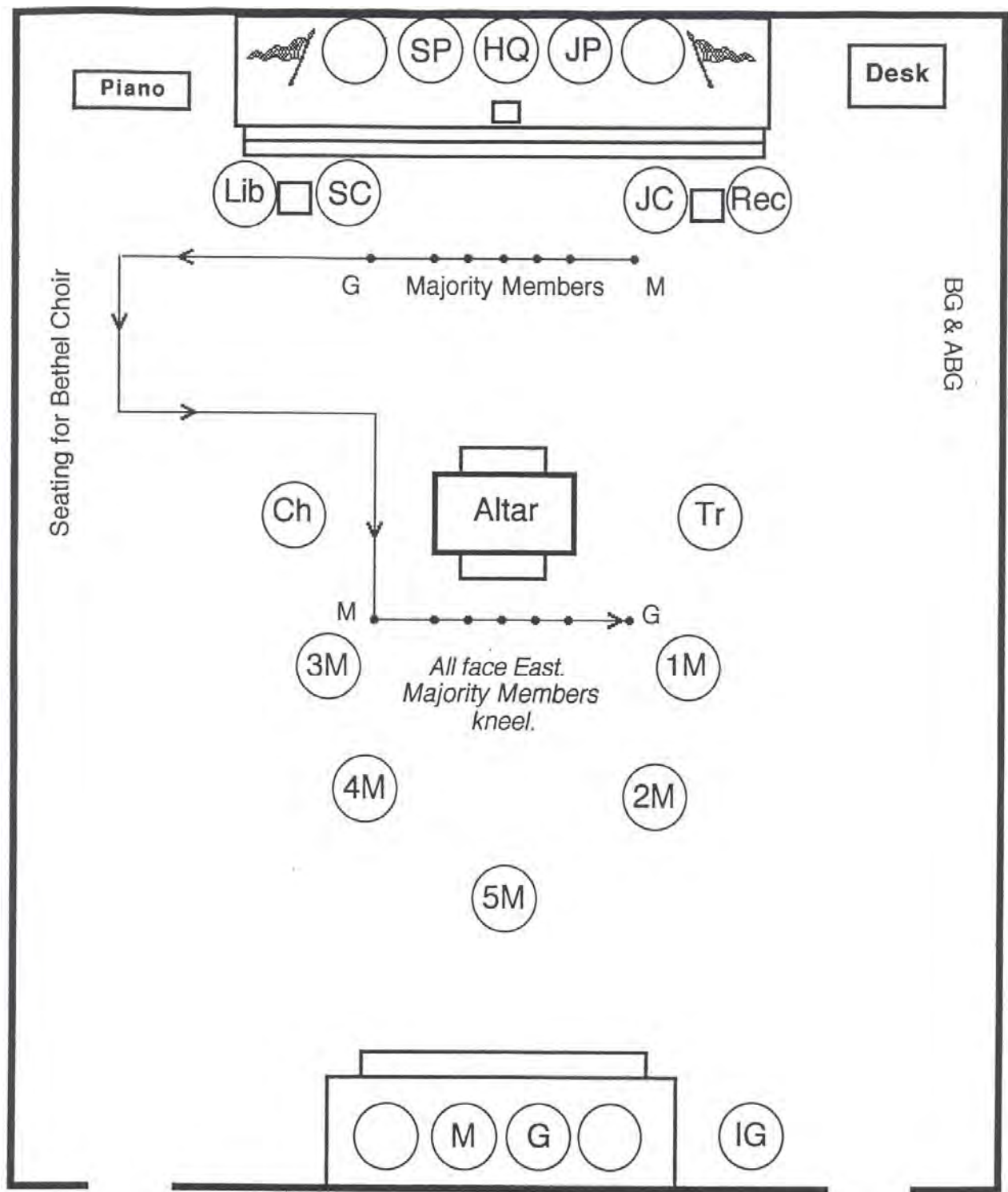


Diagram 43: Guide & Marshal escort Daughters west of Altar
MAJORITY CEREMONY

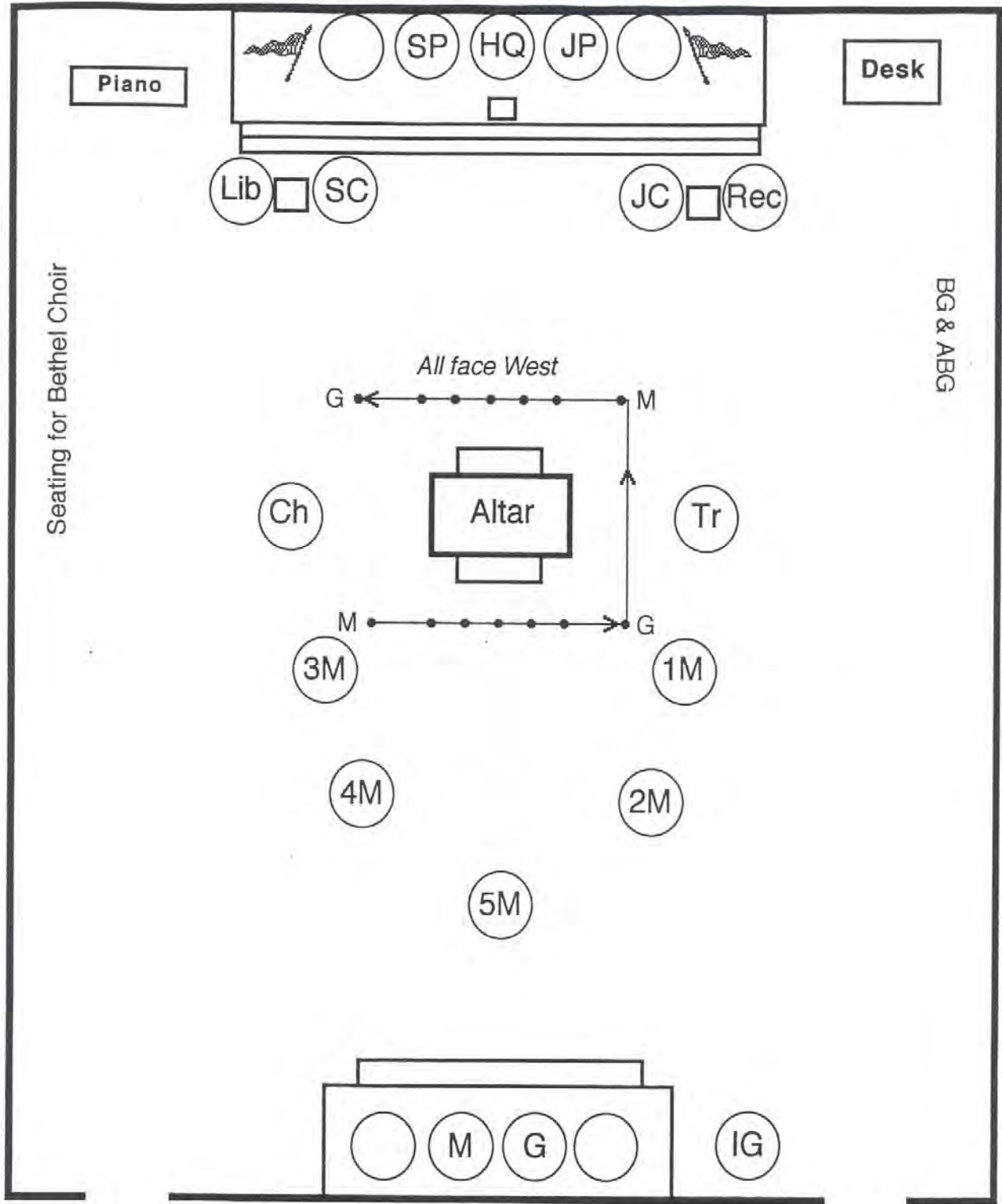


Diagram 44: Guide & Marshal
escort Daughters east of Altar
MAJORITY CEREMONY

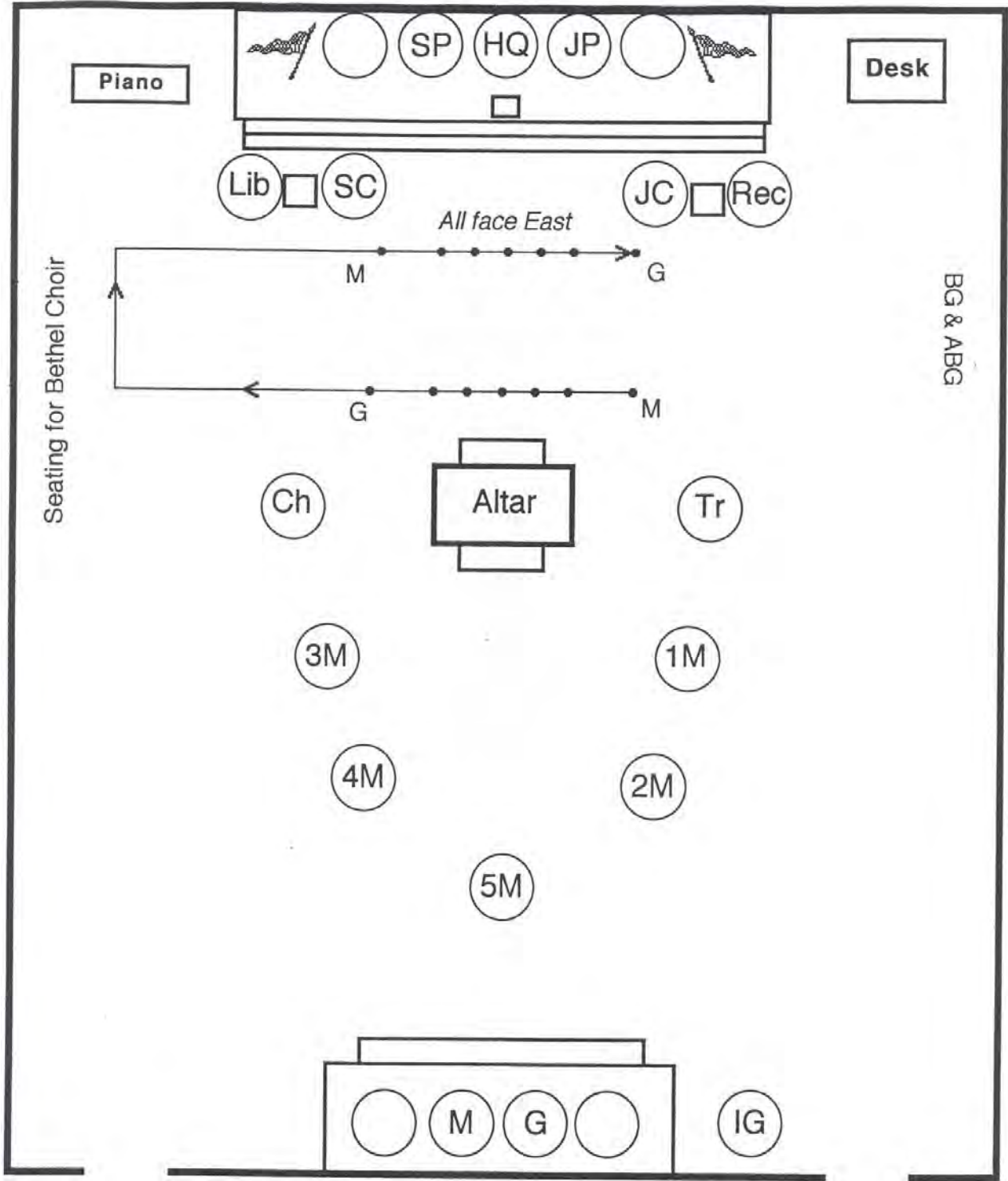


Diagram 45: Guide & Marshal
escort Daughters to east line
MAJORITY CEREMONY

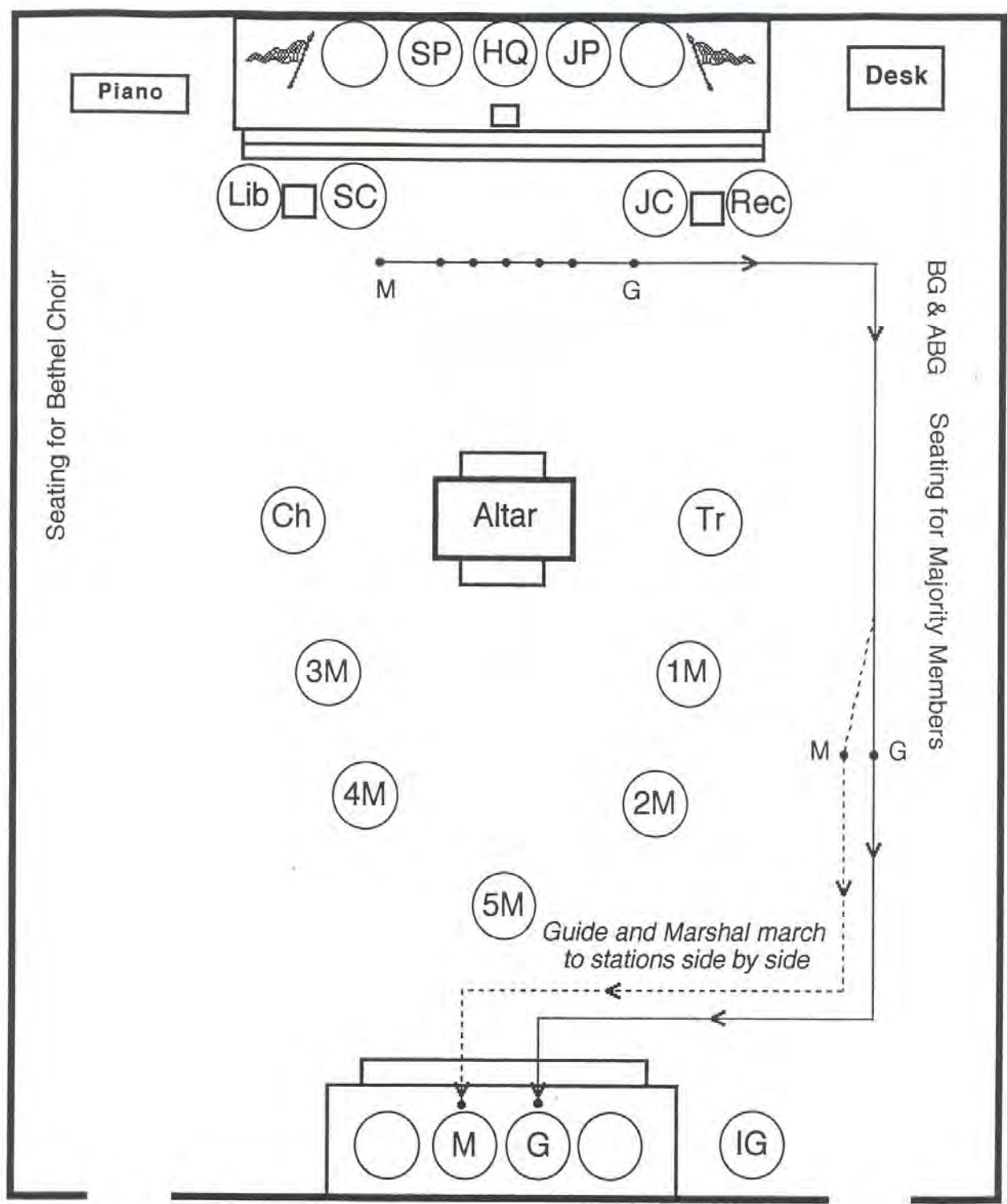


Diagram 46: Guide & Marshal escort Daughters to seats reserved for them
MAJORITY CEREMONY

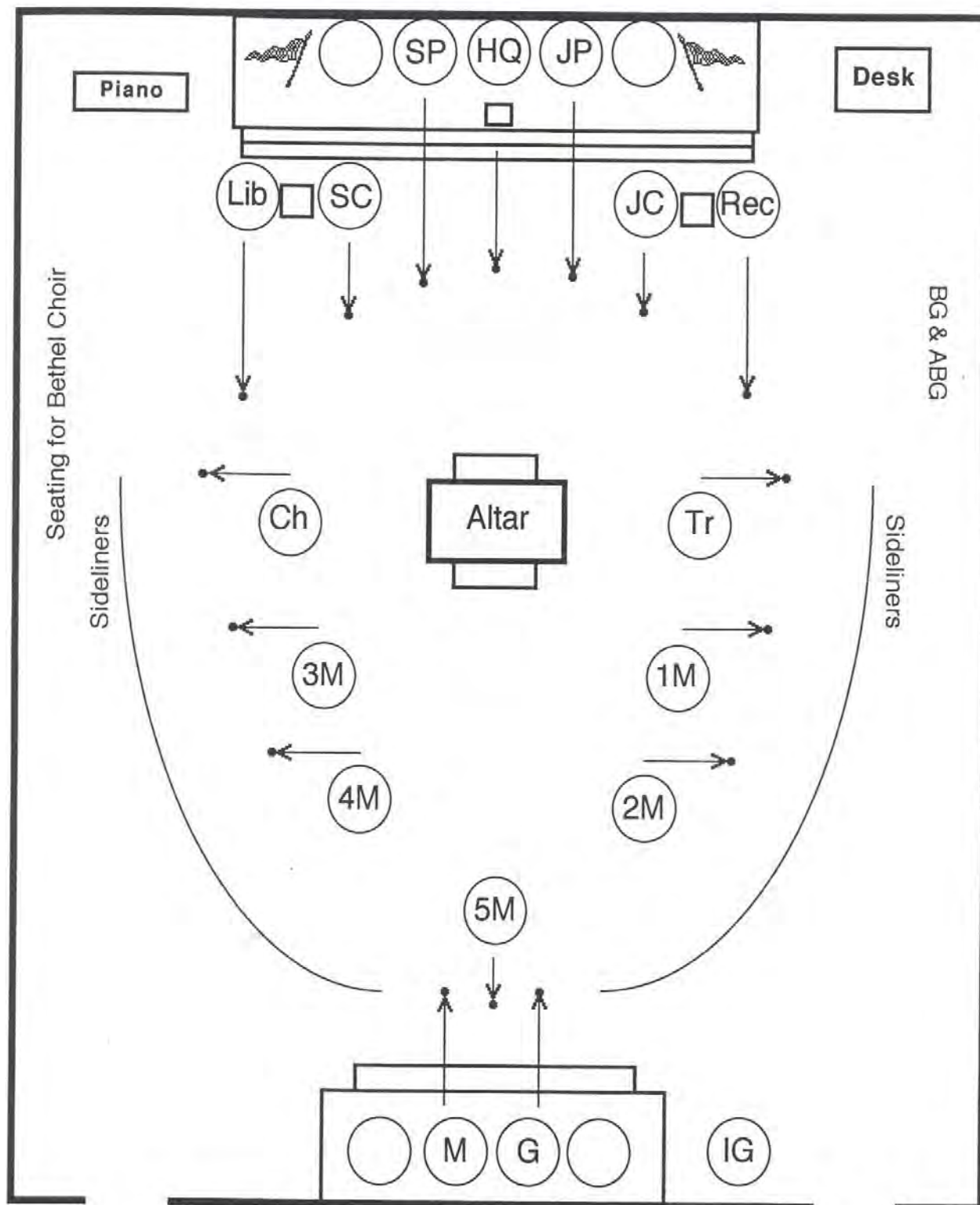
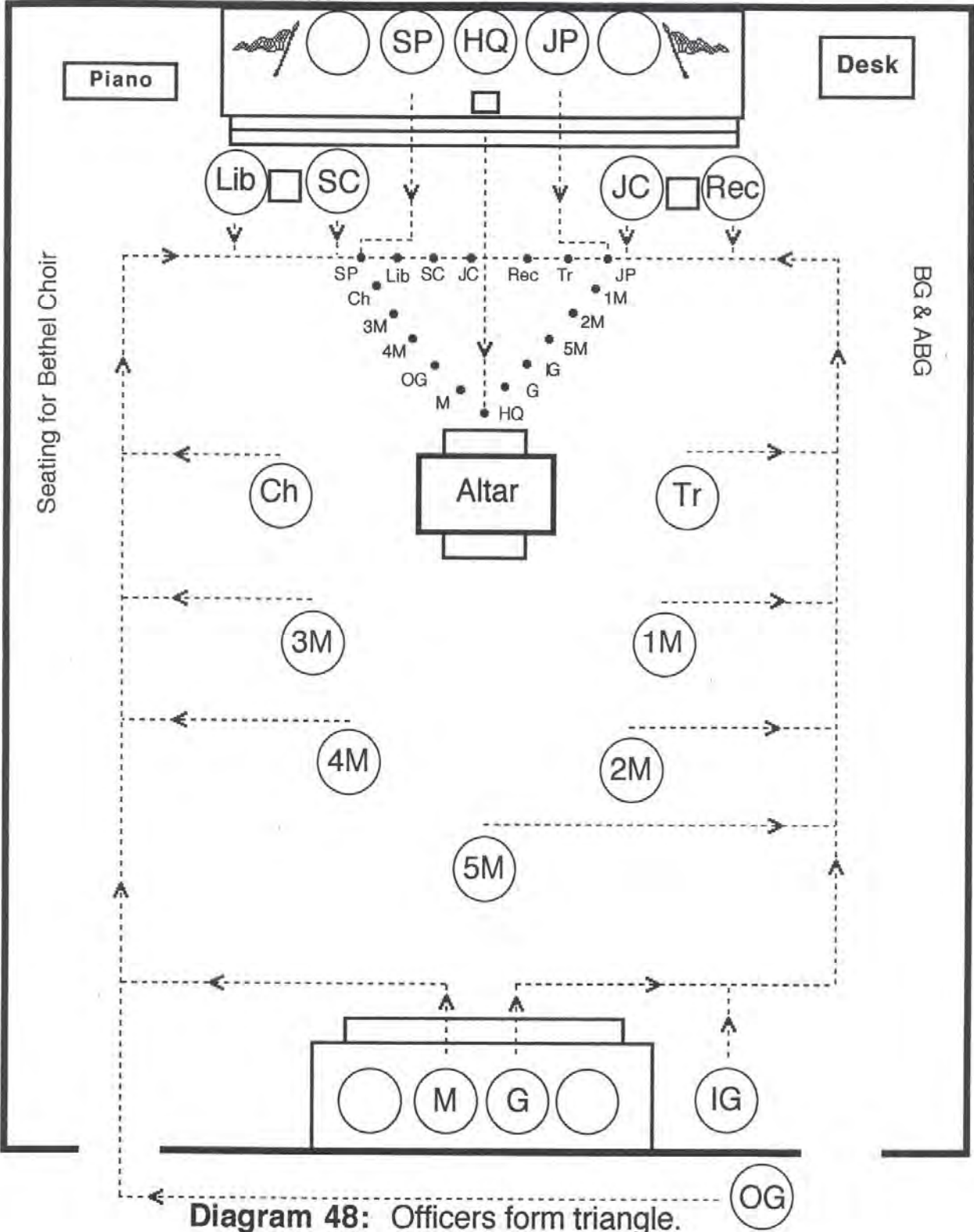
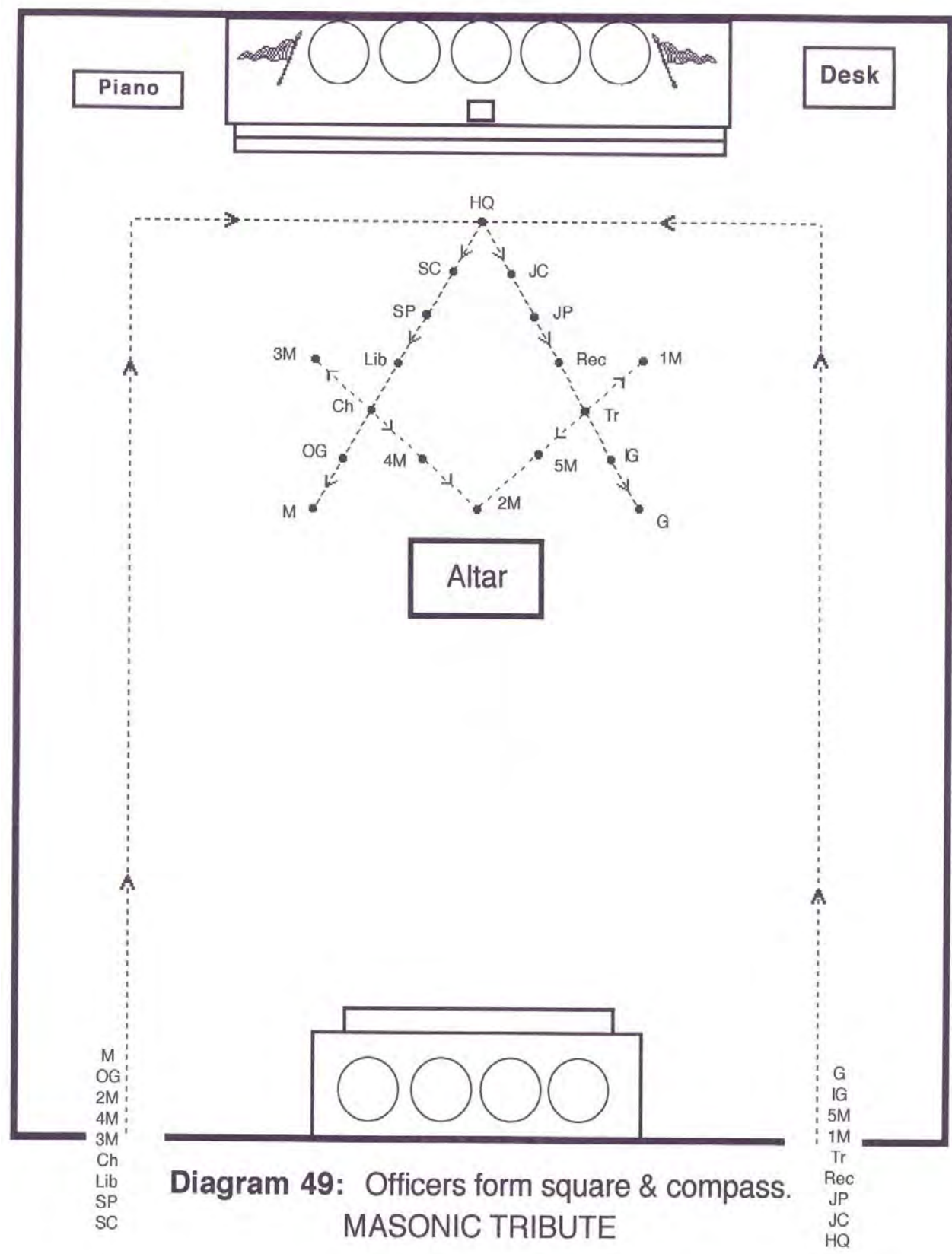


Diagram 47: Officers and members take positions for ceremony.

OBLIGATION CEREMONY





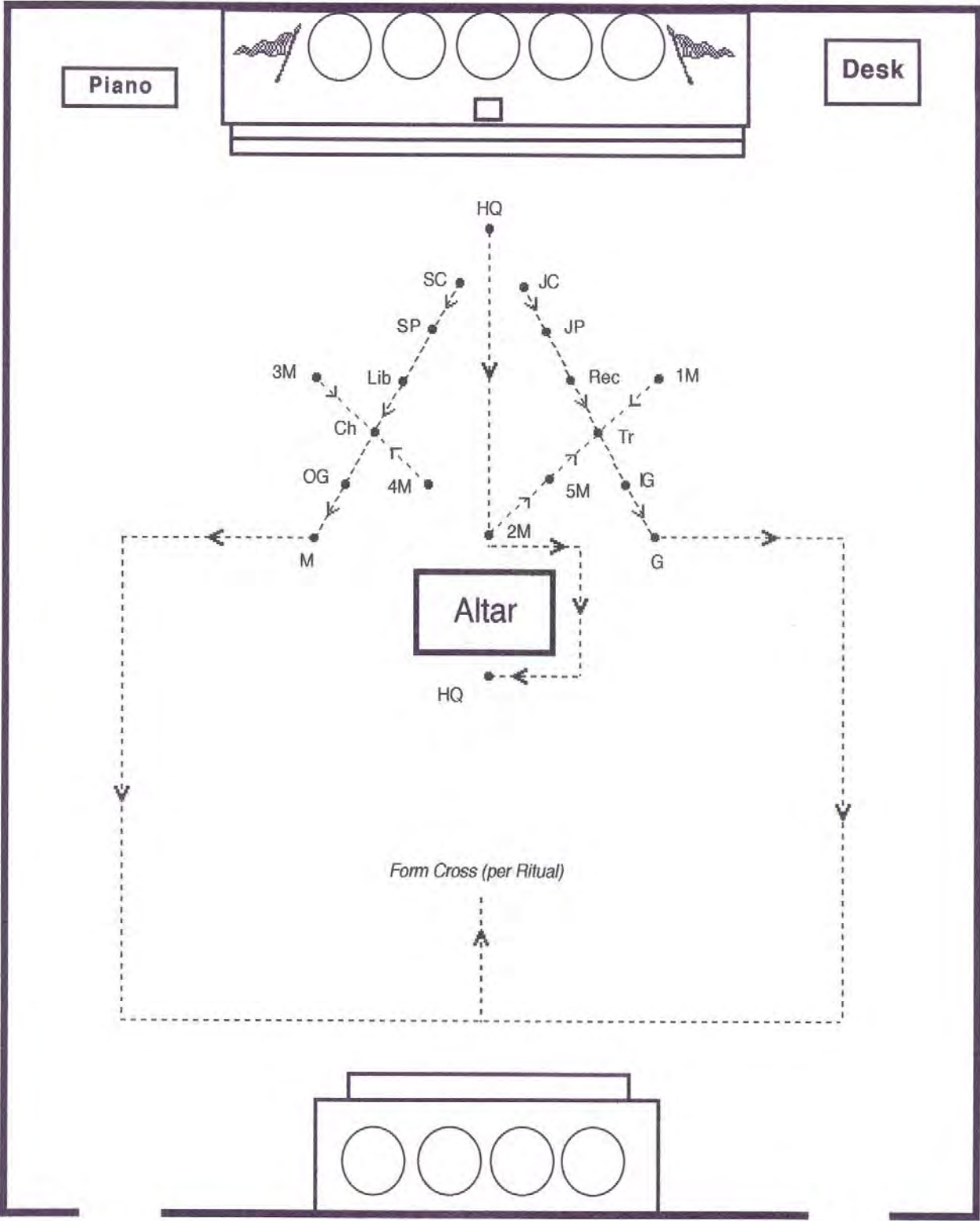
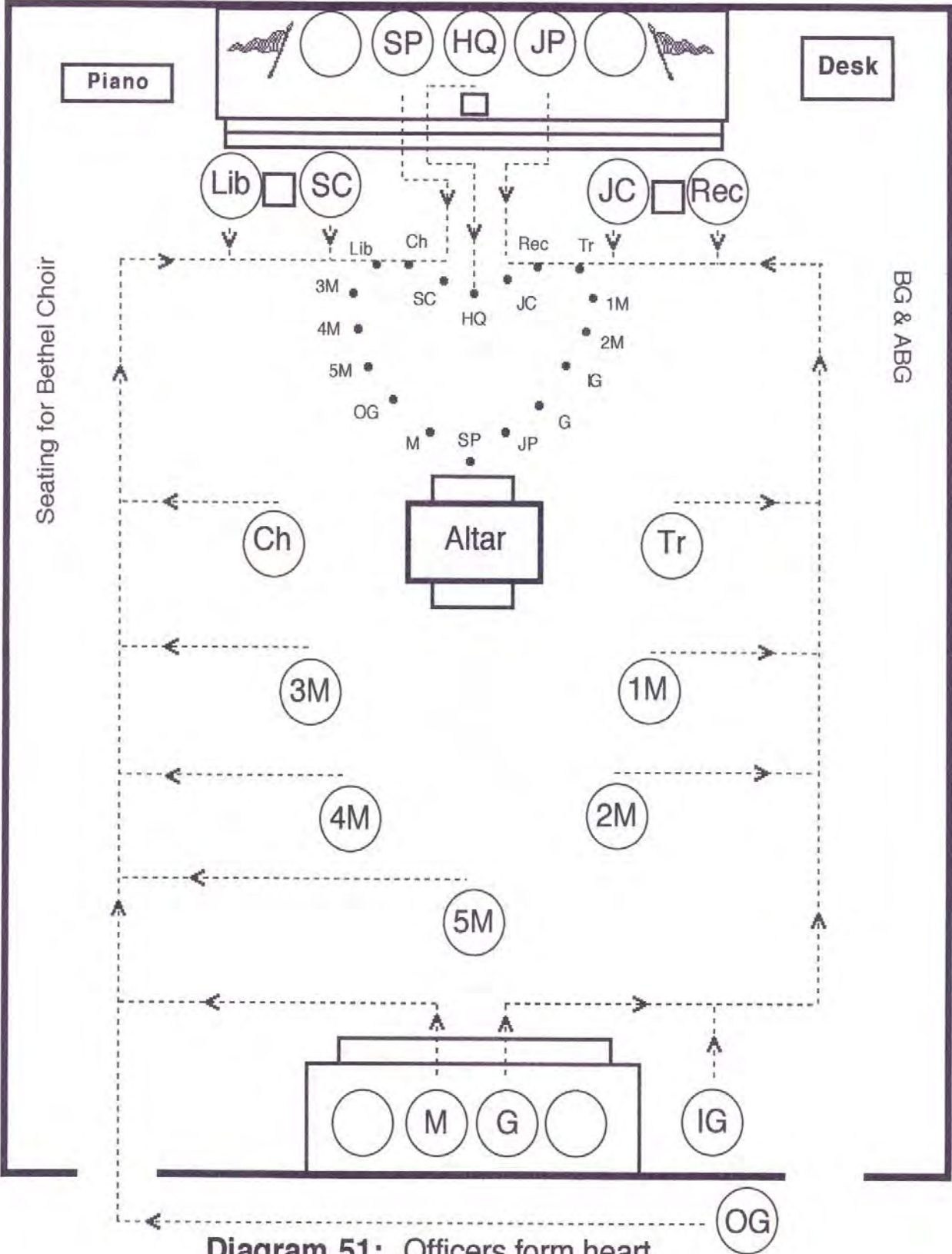


Diagram 50: Officers form cross.
MASONIC TRIBUTE



CEREMONIES FOR JURISDICTIONAL GUARDIAN COUNCILS

CHARTERING OF JURISDICTIONAL GUARDIAN COUNCIL

When all laws and regulations of the SGC have been complied with, and all Executive members of the Bethel Guardian Councils, all Past Bethel Guardians, Past Associate Bethel Guardians, and Majority Members (optional) are notified of a proposed Jurisdictional Guardian Council, application shall be made for a Charter to organize a JGC.

The Supreme Guardian shall call a meeting of all eligible voting members for the purpose of electing the first Executive JGC. The Committee Chairmen are appointed by the elected Jurisdictional Guardian and Associate Jurisdictional Guardian. In the event the Supreme Guardian is out of the country or unable to act, the Vice Supreme Guardian shall preside.

A Charter is granted by the Supreme Guardian, or the SGC and the following ceremony shall be used. Eligible members of the SGC shall assist in the ceremony.

CHARTERING CEREMONY:

Before the ceremony, the room shall be set up as per Ritual. Chairs are to be placed west of the Altar for the Jurisdictional Officers who are to be installed. Chairs are to be reserved for the Jurisdictional Committee Chairmen on the sidelines.

Jurisdictional Officers are outside the Bethel Room in order appropriate for their seating for the Installation. Committee Chairmen and other members of the JGC are also outside Bethel Room. The Chairmen and members shall be in line so that they can be seated easily in the Bethel Room. They may enter through Anteroom or Preparation Room or both depending upon the location of reserved seats.

ENTRANCE OF SUPREME OFFICERS:

Supreme Director of Music is at the instrument. Supreme Guide followed by the Supreme Secretary and Supreme Guardian enter from the Anteroom. Supreme Marshal followed by the Supreme Chaplain and Associate Supreme Guardian enter from the Preparation Room, march east of North and South Marching Lines to Altar Line, turn north and south to center of Altar and proceed to East Line. Supreme Guardian and Associate Supreme Guardian ascend dais, Supreme Guide and Supreme Marshal turn north and south to North and South Marching Lines followed by the Supreme Secretary and Supreme Chaplain, who assume their stations as reached while Supreme Guide and Supreme Marshal proceed to their stations in the West. Officers remain standing until introduced by the Supreme Guardian, then are seated together.

SUPREME GUARDIAN: Friends, we welcome you to this ceremony of forming a Jurisdictional Guardian Council of ____ (State, Province, Territory, Region or Country) Job's Daughters International. I will be assisted by:

_____ (title) as Associate Supreme Guardian

_____ (title) as Supreme Guide

_____ (title) as Supreme Marshal

_____ (title) as Supreme Secretary

_____ (title) as Supreme Chaplain

_____ (title) as Supreme Director of Music

Supreme Guide and Supreme Marshal, you will retire and invite the Officers who are to be installed to enter.

Supreme Guide and Supreme Marshal step to West Marching Line, turn south and north, march to South and North Marching Lines, turn west, bow to Jurisdictional Officers who are waiting at the Anteroom and Preparation Room doors. Officers follow Supreme Guide and Supreme Marshal who proceed east to the Altar Line, turn to center of Bethel Room, march on Altar Line to Altar, turn west and allow Jurisdictional Officers to march to seats. Supreme Guide and Supreme Marshal assume Waiting Stations as per Ritual.

SUPREME GUARDIAN: Supreme Guide and Supreme Marshal, you will retire and invite the Committee Chairmen and other members of this Jurisdictional Guardian Council to enter. Supreme Guide and Supreme Marshal leave Waiting Stations, proceed to the West, and escorts members of the JGC to seats reserved for them. One rap of gavel (*).

SUPREME GUARDIAN: Supreme Marshal, you will present the National Emblem west of the Altar. Supreme Marshal retires and presents National Emblem as per Ritual. Musician plays suitable music. Three raps of gavel (***) as Supreme Marshal enters with National Emblem. One verse of National Anthem is sung.

SUPREME GUARDIAN: Supreme Marshal, you will place the Flag in the East. Supreme Marshal proceeds as per Ritual. Pledge may be omitted if not the custom of the government.

SUPREME GUARDIAN: All Citizens of (country) will join in pledging allegiance to the Flag. One rap of gavel (*). Supreme Marshal returns to station as per Ritual.

SUPREME GUARDIAN: Supreme Secretary, you will read the Charter authorizing the formation of this Jurisdictional Guardian Council, and names of the members who, as their names are read, will rise and remain standing. Supreme Secretary reads Charter and list of names.

SUPREME GUARDIAN: Supreme Guide and Supreme Marshal, you will present the Committee Chairmen and members on the sidelines to form a semicircle around the Officers. Supreme Guide and Supreme Marshal use regular lines of march as per Ritual. When in position, the Supreme Guide and Supreme Marshal return to Waiting Stations.

SUPREME GUARDIAN: Supreme Chaplain, you will lead us in prayer. Three raps of gavel (***). Supreme Chaplain approaches the Altar as per Ritual, opens Bible, and kneels. Altar music is played.

SUPREME CHAPLAIN: Our Father, we ask you to bless these persons who are about to assume the responsibilities of directing the affairs of this Jurisdictional Guardian Council. Give to them the strength, courage, and wisdom to create an organization for our Masonic Daughters that will be so filled with the spirit of patience and faith that it will be a benefit not only to those connected with Job's Daughters International, but to all with whom they come in contact. Be with them in their endeavors and guide them so that all that they do will bring honor to Thy name. Amen. Supreme Chaplain returns to station as per Ritual. One rap of gavel (*).

SUPREME GUARDIAN: Members of the Jurisdictional Guardian Council, you will rise, place your right hand over your heart and assume the following Obligation:

In the presence of God and these witnesses – I solemnly and sincerely promise – to conform to and support the Constitution and Bylaws – of Job's Daughters International – and all the Rules and Regulations of this Jurisdictional Guardian Council – that I will faithfully perform all the duties – and obligations devolving upon me – and I will promote the welfare – the future growth – and the prosperity of this organization.

Supreme Guardian goes to the Altar with the Charter and gavel. Stands east of the Altar.

SUPREME GUARDIAN: In presenting this Charter, may I impress upon you that your interest, your enthusiasm and your continued labor will be the key to the future success of this Chartered Jurisdictional Guardian Council. Supreme Guardian goes around Altar and gives Charter to the Jurisdictional Guardian. She then returns to the East.

SUPREME GUARDIAN: Supreme Guide and Supreme Marshal, you will conduct the members of the Jurisdictional Guardian Council to their seats, after which you will return to your waiting stations for the Proclamation. Supreme Guide and Supreme Marshal use regular lines of march to conduct the members to the seats reserved for them. One rap of gavel (*).

SUPREME GUARDIAN: Supreme Secretary, you will make the Proclamation.

SUPREME GUARDIAN: I now proclaim this Jurisdictional Guardian Council to be regularly organized and chartered as the Jurisdictional Guardian Council of ____ (State, Province, Territory, Region or Country) Job's Daughters International, under the authority of the Supreme Guardian Council. One rap of gavel (*).

SUPREME GUARDIAN: We will now proceed to install the Jurisdictional Officers and Committee Chairmen, who have been elected or appointed to serve this Jurisdictional Guardian Council for the ensuing term.

There may be a short recess at this time if approved by the Supreme Guardian. The new Charter shall be placed in the East before proceeding with the Installation of JGC Officers.

INSTALLATION OF JURISDICTIONAL GUARDIAN COUNCIL

Order of installation: (order may be reversed)

Jurisdictional Guardian
Associate Jurisdictional Guardian
Vice Jurisdictional Guardian
Vice Associate Jurisdictional Guardian
Jurisdictional Secretary and Jurisdictional Treasurer
(or Jurisdictional Secretary/Treasurer)
Committee Chairmen

Any floor plan with appropriate music planned by the incoming Jurisdictional Guardian may be used for the entrance and Installation of the Jurisdictional Officers.

Committee Chairmen should be seated together on the sidelines prior to the meeting. Throughout this ceremony the Installing Guide and Installing Marshal use lines of march and floor work as outlined in the Bethel Installation Ceremony.

The Installing Musician shall take her place at the instrument. The Installing Officers leave the line as their stations are reached.

ASSOCIATE INSTALLING OFFICER: I have the honor of introducing ____ (title) who will preside as Installing Officer for this ceremony. Presents gavel.

INSTALLING OFFICER: I have the honor of introducing ____ (title) who will preside as Associate Installing Officer.

INSTALLING OFFICER: We have assembled this evening (afternoon) for the purpose of installing the newly elected and appointed Officers of the Jurisdictional Guardian Council of ____ (State, Province, or Country), International Order of Job's Daughters. In installing these Officers, I will be assisted by:

_____ (title) as **Installing Guide**
_____ (title) as **Installing Marshal**
_____ (title) as **Installing Chaplain**
_____ (title) as **Installing Musician**
_____ (title) as **Installing Secretary**
_____ (title) as **Installing Flag Bearer**

Installing Guide and Installing Marshal, you will retire and escort into the room the newly elected and appointed Officers who are to serve this Jurisdictional Council for the ensuing year.

INSTALLING OFFICER: Installing Guide, Installing Marshal and Installing Flag Bearer, you will escort the Flag of our Country into the room.

Installing Guide and Installing Marshal retire to Preparation Room followed by the Installing Flag Bearer. (Diagram 16) Three raps of gavel (***) as Flag Bearer returns with the Flag followed by the Installing Guide and Installing Marshal. Installing Guide and Installing Marshal wait on the sidelines. When Flag is west of Altar, sing one verse of National Anthem. (Diagram 16)

INSTALLING OFFICER: **Installing Flag Bearer, you will place the Flag in the East.** Installing Flag Bearer proceeds to the East. Installing Guide and Installing Marshal proceed east of North Marching Line. (Diagram 16) Pledge may be omitted if not the custom of the government.

INSTALLING OFFICER: **All citizens of (Country) will join in pledging allegiance to the Flag.** One rap of gavel (*) as Flag Bearer turns to return to station. Installing Marshal and Installing Guide escort Installing Flag Bearer to station. (Diagram 17) Escort of other flags is optional.

INSTALLING OFFICER: **We will now install into their respective stations, the Officers and Committee Chairmen who have been elected and appointed to serve this Jurisdictional Guardian Council for the ensuing year. Before proceeding, we will ask the blessing of our Heavenly Father. Installing Chaplain, you will attend at the Altar.** Three raps of gavel (***). Installing Chaplain attends at the Altar and opens Bible. Kneels

INSTALLING CHAPLAIN: **Heavenly Father, let Your blessings rest upon us as we seek to do Your will. Give to these officers who are about to assume leadership of our Daughters in this jurisdiction, wisdom, courage, and love. Help them as they guide these Daughters in their journey through Job's Daughters. Bless our Order, our Daughters and our leaders as they strive to reach their goals. Amen.** Installing Chaplain returns to station. One rap of gavel (*).

INSTALLING OFFICER: **Installing Secretary, you will call the roll of Officers and Committee Chairmen elected and appointed to serve this Jurisdictional Guardian Council for the ensuing term, who as their names are read, will rise and remain standing.** Installing Secretary reads office, name, and titles.

INSTALLING OFFICER: **You will place your right hand over your heart and repeat the following Obligation:**

I solemnly affirm on my honor – that I will conform to the Constitution and Bylaws – of the Supreme Guardian Council – and the Manual of Rules and Regulations – of the Jurisdictional Guardian Council of ___(State, Province, Territory, Region or Country) That I will faithfully perform – the duties of my office – and endeavor to promote the welfare – and prosperity of our Order; that I will strive – to promote the welfare and growth – of this organization – and encourage in our Daughters – the practice of those virtues – principles and lofty ideals – which adorn womanhood – and make life rich, full and abundant. One rap of gavel (*).

INSTALLING OFFICER: **Installing Guide and Installing Marshal, you will present the Jurisdictional Guardian at the Altar, cause her to kneel and place her hands on the Holy Bible.**

When in position, Installing Officer proceeds. The Installing Officer may install the Jurisdictional Guardian from the East or at the Altar. If she leaves the East, she shall take the gavel with her.

INSTALLING OFFICER: **You will repeat after me: I sincerely promise that I will faithfully obey – and be guided by – the Constitution and Bylaws – of the Supreme Guardian Council – and the Manual of Rules and Regulations – of this Jurisdictional Guardian Council – Job's Daughters International – that I will perform the duties of my office – to the best of my ability – that I will promote the growth of our Order and foster its welfare – and that I will strive to be fair and impartial – in the exercise of the powers of my office – so help me God. Amen.**

Jurisdictional Guardian rises. Solo or appropriate selection may precede her escort to the East.

If the Installing Officer is at the Altar, she may escort the Jurisdictional Guardian to the East. The Installing Guide and Installing Marshal go to Waiting Stations. If she does not escort the Jurisdictional Guardian to the East or if she remains in the East, she says:

INSTALLING OFFICER: **Installing Guide and Installing Marshal, you will escort the Jurisdictional Guardian to the East.** Installing Guide and Installing Marshal proceed to Altar Line, with Jurisdictional Guardian in center, march to East Line.

Jurisdictional Guardian ascends Dais, Installing Guide and Installing Marshal back to Custodians pedestals, facing each other. Three raps of gavel (***). Jurisdictional Guardian is introduced.

INSTALLING OFFICER: Jurisdictional Guardian, the duties of your office are defined in the Manual of Rules and Regulations of this Jurisdictional Guardian Council and Constitution and Bylaws of the Supreme Guardian Council, which are entrusted in your care. Into your custody is given the Charter of this Jurisdictional Guardian Council. To you is now entrusted the guidance and control of our Order in this jurisdiction. Yours is an office of great responsibility as the welfare and growth of the organization depends upon the manner in which you conduct its affairs. We pray that our Heavenly Father will give you courage to meet every difficulty, wisdom to judge each question aright and grace to sustain you in the performance of every duty. One rap of gavel (*). Installing Officer hands gavel to the Associate Installing Officer.

ASSOCIATE INSTALLING OFFICER: Installing Guide and Installing Marshal, you will present the Associate Jurisdictional Guardian at the Altar. (When in position.) Associate Jurisdictional Guardian, it is your duty to assist the Jurisdictional Guardian in the performance of her duties, to assist her in all matters pertaining to the welfare of the Order and its relationship to Freemasonry, and to preside when requested to do so. You should make yourself familiar with the laws pertaining to the Order. You should encourage activities with the other Masonic Orders and report same to the Chairman of the Supreme Fraternal Relations Committee. Are you willing to assume these responsibilities? (Answer: I am.)

Solo or appropriate selection may precede his escort to the East.

ASSOCIATE INSTALLING OFFICER: Installing Guide and Installing Marshal, you will escort the Associate Jurisdictional Guardian to the East. Three raps of gavel (*). Introduces the Associate Jurisdictional Guardian. One rap of gavel (*). Returns gavel to the Installing Officer.**

INSTALLING OFFICER: Installing Guide and Installing Marshal, you will present the Vice Jurisdictional Guardian at the Altar. (When in position.) Vice Jurisdictional Guardian, it is your duty to assist the Jurisdictional Guardian and assume her duties during her absence or disability. It is also your duty to promote the growth and welfare of the Order. You should prepare yourself by careful study of our laws and encourage our Daughters in their efforts to promote the success of our Order. Are you willing to assume these responsibilities? (Answer: I am.)

Installing Guide and Installing Marshal, you will escort the Vice Jurisdictional Guardian to the East. Introduces the Vice Jurisdictional Guardian. Installing Guide and Installing Marshal return to Waiting Station. Installing Officer hands gavel to Associate Installing Officer.

ASSOCIATE INSTALLING OFFICER: Installing Guide and Installing Marshal, you will present the Vice Associate Jurisdictional Guardian at the Altar. (When in position.) Vice Associate Jurisdictional Guardian, it is your duty to assist the Associate Jurisdictional Guardian and assume his duties during his absence. Your past experience and a careful study of our laws will prepare you for the performance of these important duties. Are you willing to assume these responsibilities? (Answer: I am.)

Installing Guide and Installing Marshal, you will escort the Vice Associate Jurisdictional Guardian to the East. Introduces the Vice Associate Jurisdictional Guardian. Installing Guide and Installing Marshal return to Waiting Stations. Associate Installing Officer returns gavel to Installing Officer.

INSTALLING OFFICER: (If both a Jurisdictional Secretary and a Jurisdictional Treasurer are to be installed.) Installing Guide and Installing Marshal, you will present the Jurisdictional Secretary and Jurisdictional Treasurer at the Altar. (When in position.)

Jurisdictional Secretary, it is your duty to keep a record of all proceedings of the Jurisdictional Guardian Council and make an annual report thereof, to receive all monies due the Jurisdictional Guardian Council and turn them over to the Jurisdictional Treasurer and perform the many other duties defined in the laws of the Order. The success of our Order depends largely upon the skill and intelligence with which you perform the trust that has been committed to you. Promptness and accuracy are essential. Are you willing to assume these responsibilities? (Answer: I am.)

Jurisdictional Treasurer, it is your duty to have charge of all funds and securities belonging to the Jurisdictional Guardian Council; to receive all monies from the Jurisdictional Secretary, pay all bills as directed by the Executive Members of the Jurisdictional Guardian Council, keep an accurate account of the same and perform all other duties as outlined in the laws of the Order. Integrity and honor should guide you in the performance of your duties. Are you willing to assume these responsibilities? (Answer: I am.)

Installing Guide and Installing Marshal, you will escort these officers to their stations. Introduces Officers when they arrive at their stations. They are then seated. Installing Guide and Installing Marshal return to Waiting Stations.

(If a Jurisdictional Secretary/Treasurer is to be installed)

INSTALLING OFFICER: Installing Guide and Installing Marshal, you will present the Jurisdictional Secretary/Treasurer at the Altar. (When in position.)

Jurisdictional Secretary/Treasurer, it is your duty to keep a record of all proceedings of the Jurisdictional Guardian Council, make a report of same to the Supreme Guardian, Vice Supreme Guardian, and the Supreme Deputy if one is appointed, receive all monies due to the Jurisdictional Guardian Council, pay all bills as approved by the Executive Jurisdictional Council, and be in charge of all funds and securities belonging to the Jurisdictional Guardian Council, and to perform all other duties as defined in the laws of our Order. Are you willing to assume these responsibilities? (Answer: I am.)

INSTALLING OFFICER: Installing Guide and Installing Marshal, you will present the Committee Chairmen of this Jurisdiction at the Altar. (When in position.) **The duties of your various committees are most important to the success of this jurisdiction. Your duties are outlined in the Manual of Rules and Regulations of this Jurisdictional Guardian Council. Study them well that your actions will be of benefit to our Order. Are you willing to assume these responsibilities?** (Answer: I am.)

Installing Guide and Installing Marshal, you will escort these Committee Chairmen to their seats. Installing Guide and Installing Marshal return to Waiting Stations.

INSTALLING OFFICER: Installing Secretary, you will proclaim the Officers of this Jurisdictional Guardian Council duly and legally installed.

INSTALLING SECRETARY: By direction of the Installing Officer, and by authority of the Supreme Guardian Council, I now proclaim the officers of the Jurisdictional Guardian Council of ____ (State, Province, or Country) Job's Daughters International, duly and legally installed for the ensuing year. One rap of gavel (*).

INSTALLING OFFICER: Jurisdictional Guardian, I now present you with the gavel, the emblem of your authority as Jurisdictional Guardian. Wield it with wisdom, justice, and equality. May our Order be a lasting monument to the virtues illustrated in the life of Job – patience, faith, wisdom, and justice. With God's help, may you conduct its affairs with thoughtful care for the benefit of Job's Daughters. Thus will our Order increase in prosperity and be an influence for good as the future unfolds.

Congratulations to you and the newly installed Officers. We all wish for you a most successful year. Jurisdictional Guardian then takes charge.